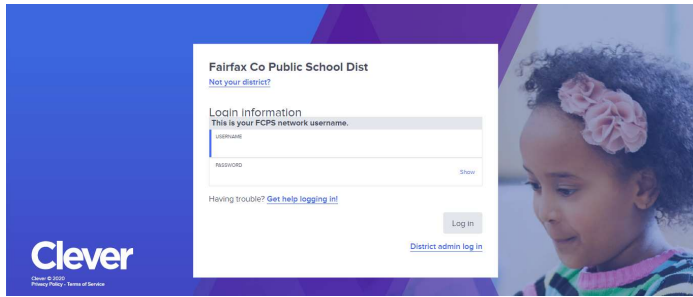


# Accessing ST Math at Home - Parent Guide

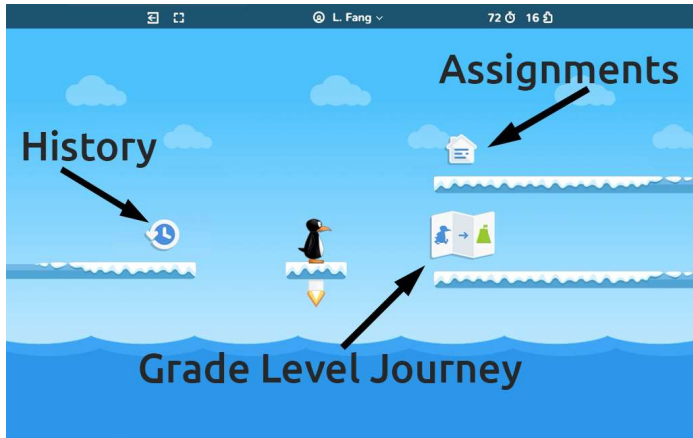
1. Go to: <https://clever.com/in/fairfax>  
Enter student username and password



2. Click on JiJi



3. Student play Assignments, then Grade Level Journey.



4. When student is ready to sign out, check progress and record on Accomplishment Log.



## What to do if your child is stuck

⚙️ **Step 1**  
Uncover Thinking

- ✓ What have you tried?
- ✓ What happened then?
- ✓ Why did you \_\_\_\_\_?

🎬 **Step 2**  
Examine Animation

- ✓ What is happening in the animation?
- ✓ What did you notice? What else?
- ✓ When you clicked \_\_\_\_, what happened?

🧩 **Step 3**  
Apply Hypothesis

- ✓ What do you think will happen?
- ✓ How will this work on this problem?
- ✓ What steps will you take?
- ✓ How did you decide that was correct?

### Facilitating Questions


- What does JiJi need to do?
- How might you begin?
- What do you need to do next?
- Why did that happen?
- How can you help JiJi?
- How did the earlier problems/levels work?
- Is this like \_\_\_\_\_ that you did earlier? How is it the same? How is it different?
- How did you get that answer?
- What did you see that showed you the answer was wrong?
- What will happen if you click on \_\_\_\_\_?
- What have you tried? What happened?
- What do you notice? What else do you notice?
- What did you try that did not work? Why did it not work?
- Please explain it in a different way.
- Show me how this will work on the next problem.
- What do you already know about?
- Why did you \_\_\_\_\_?

# Accessing ST Math at Home - Parent Guide

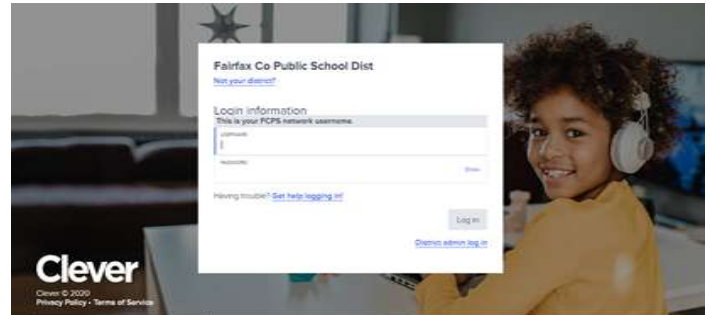
## ST Math en el hogar -Instrucciones para tener acceso a el programa ST Math fuera de clase

[Video explanation](#)

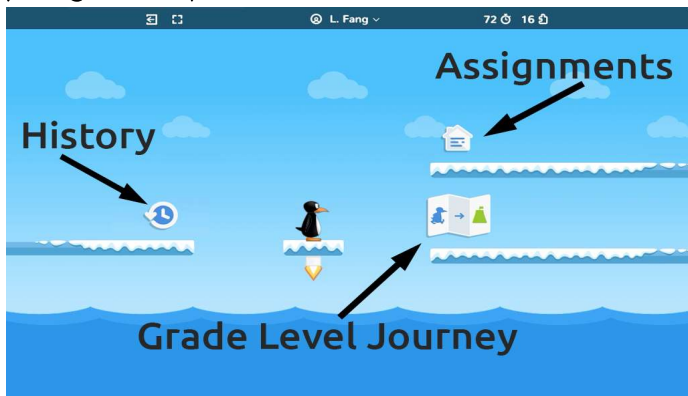
1. Ir a : (<https://clever.com/in/fairfax>) y haga clic en Jiji el pingüino.



2. Entre el texto de inicio y contraseña que los estudiantes usan para entrar sus computadoras.



3. Estudiantes empiezan a jugar cuando hagan un clic en la mapa de tesoro (Grade Level Journey) o la tarea asignada el dibujo de la casa (Assignments)



4. Cuando los estudiantes están listos para salir de ST Math, pueden comprobar el progreso y los logros de hoy (Today's Accomplishments). Después pueden seleccionar el botón x.



Qué puedes hacer cuando tu estudiante necesita ayuda.

Si su hijo(a) tiene dificultades, le puede ayudar facilitando preguntas acerca de lo que ve que está pasando en la pantalla. Usted no debe darle a su hijo(a) la respuesta correcta para conseguir que su hijo se adelante en el programa. El objetivo de ST Math es el de promover la solución de problemas.

[http://dlassets.stmath.com/pdfs/trs/using\\_st\\_math\\_at\\_home\\_k\\_6\\_spanish.pdf](http://dlassets.stmath.com/pdfs/trs/using_st_math_at_home_k_6_spanish.pdf)

\*!The second page of this PDF includes photos of the picture password that FCPS students are not using, so you might just want to share page 1 of the PDF.!!\*