

Welcome FCPS Parents and Guardians to Schoology!

To view this information in a quick video format, view the Welcome Parents video:
bit.ly/welcomeparentstoschoology

What is Schoology?

Schoology is a learning space that enhances face-to-face and distance learning through communication, collaboration, and personalized learning.

Teachers use Schoology to post their classroom materials online; to provide a safe forum for students to discuss their ideas and collaborate on projects; and to assign and collect homework electronically. It helps students stay organized and it keeps the class connected.

Parent Accounts

A Schoology Parent Account gives you access to:

- Your child's classes.
- Your child's upcoming assignments.
- School, class, and group announcements.

Login

Use your SIS ParentVUE account to login. Read the SIS Parent Account Overview page (<https://www.fcps.edu/node/28091>) for more information about SIS.

1. Go to <https://lms.fcps.edu>
2. Enter your **FCPS username** and **password**.
 - a. Your username and password are the same email address/username as your SIS ParentVUE account.
 - b. If you need to recover or reset your password go to: <https://sisparent.fcps.edu>.
3. Click **Sign in**.



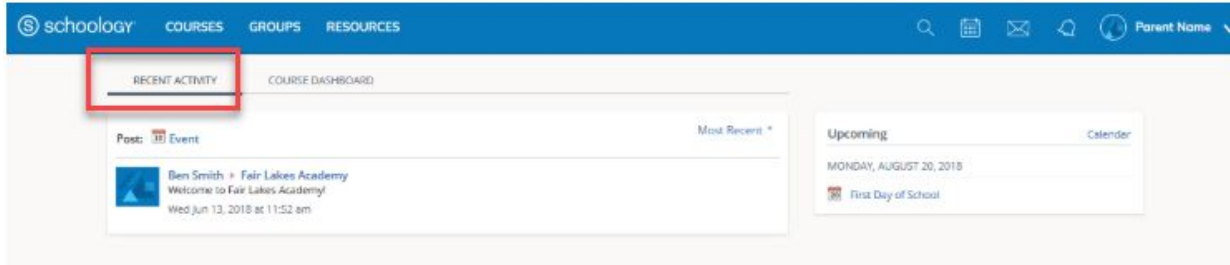
The screenshot shows the login interface for Fairfax County Public Schools. At the top is the school's logo and name. Below it, the text reads "Use your FCPS credentials to login". There are two input fields: "FCPS username" and "Password". A blue "Sign in" button is positioned below the fields. At the bottom, there are three links for help: "Help for Teachers - (VPN access required) Click here", "Help for Parents click here", and "Help for Students click here".

For more detailed information, see the Schoology Parent Help Center (bit.ly/2CvA9N)

View Your Account Activity

You'll know you're in your account if you see your own name in the top right corner.

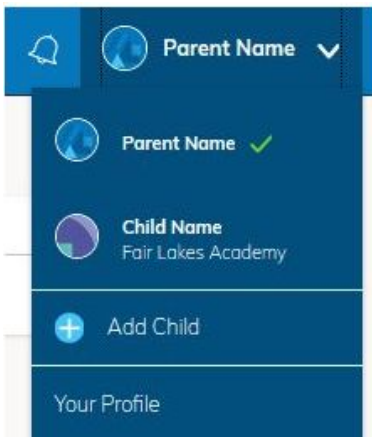
Updates from the school, courses, and groups you participate in appear in your **Recent Activity** area.



Switch Between Parent/Guardian Account and Student Account

1. Start by clicking on the arrow in the upper-right corner, next to your name, and then select your child's name to switch into their account.

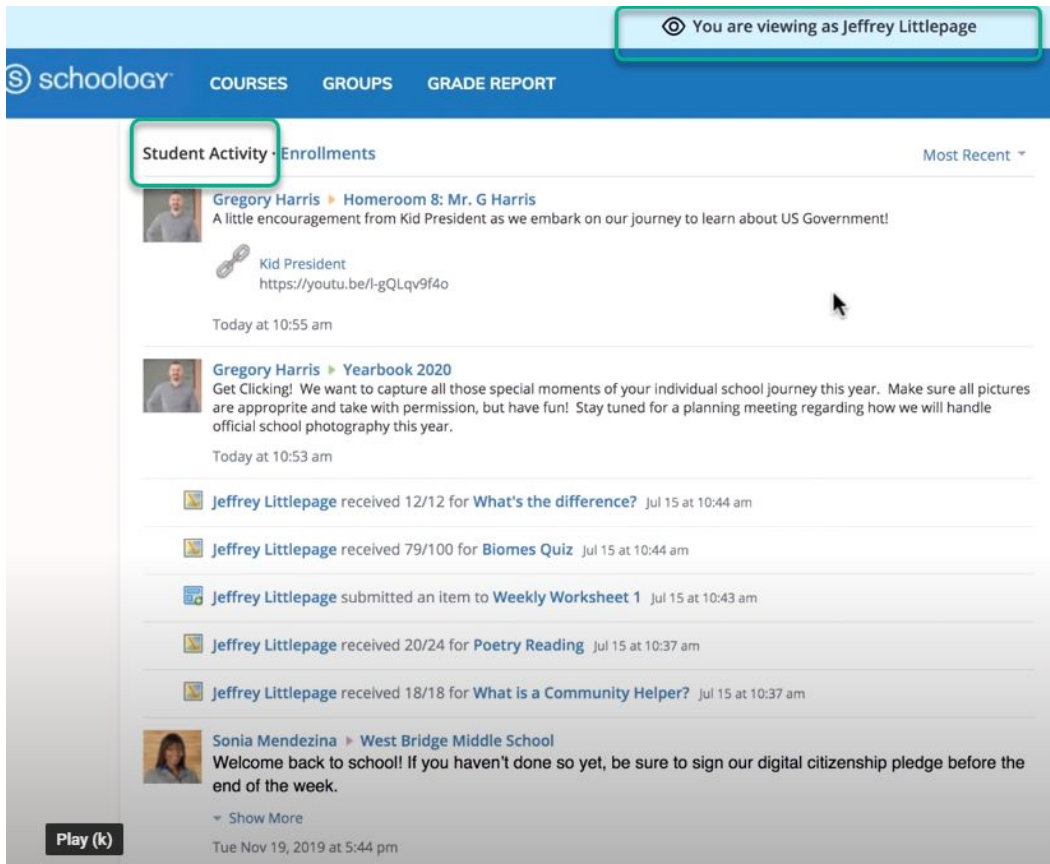
The check mark in this drop-down menu indicates which account you are currently.



View Student Activity

Click on the arrow in the upper-right corner of your account and select your child's name to view their activity.

From the home page, you can view announcements from all your child's courses and groups. You will not be able to interact in the course yourself. **Please note that, for official final course grade information, assignment grades, and attendance records, you must check your SIS Parent Account (<https://sisparent.fcps.edu/>).**



schoolology COURSES GROUPS GRADE REPORT

You are viewing as Jeffrey Littlepage

Student Activity - Enrollments Most Recent ▾

Gregory Harris ▸ Homeroom 8: Mr. G Harris
A little encouragement from Kid President as we embark on our journey to learn about US Government!

Kid President
<https://youtu.be/l-gQLqv9f4o>

Today at 10:55 am

Gregory Harris ▸ Yearbook 2020
Get Clicking! We want to capture all those special moments of your individual school journey this year. Make sure all pictures are appropriate and take with permission, but have fun! Stay tuned for a planning meeting regarding how we will handle official school photography this year.

Today at 10:53 am

Jeffrey Littlepage received 12/12 for **What's the difference?** Jul 15 at 10:44 am

Jeffrey Littlepage received 79/100 for **Biomes Quiz** Jul 15 at 10:44 am

Jeffrey Littlepage submitted an item to **Weekly Worksheet 1** Jul 15 at 10:43 am

Jeffrey Littlepage received 20/24 for **Poetry Reading** Jul 15 at 10:37 am

Jeffrey Littlepage received 18/18 for **What is a Community Helper?** Jul 15 at 10:37 am

Sonia Mendezina ▸ West Bridge Middle School
Welcome back to school! If you haven't done so yet, be sure to sign our digital citizenship pledge before the end of the week.

▾ Show More

Play (k)
Tue Nov 19, 2019 at 5:44 pm

View Student Courses

To see a list of your child's courses:

1. Click on the **Enrollments** link. This is in the same area as the Student Activity feed.
2. Then click on an individual course. You will be able to see assignments, tests, and discussions from that course.

NOTE: While you may see a Grade column under the Enrollments section, SIS is the gradebook of record. Parents must check SIS to see student grades.

You are viewing as Jeffrey Littlepage

schology COURSES GROUPS GRADE REPORT

Student Activity · Enrollments

Courses Current ▾

Grade

US History: Online

-

Earth Science: Section 1



English: First Period

95%

Homeroom 8: Mr. G Harris



Pre-Algebra: MS 1

A- 92.5%

Groups



Art Club



MS Band

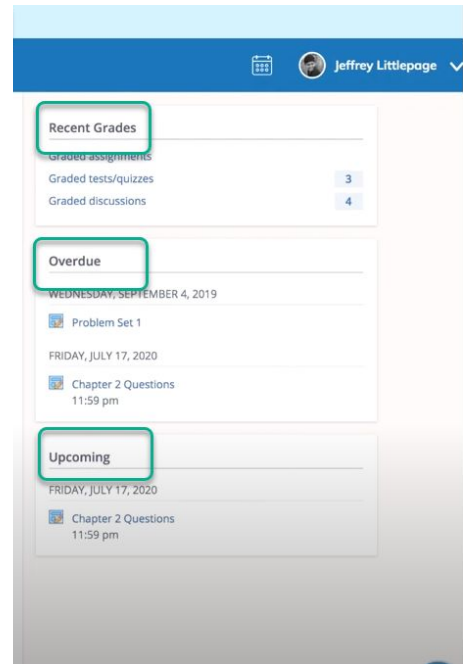


Yearbook 2020

View Recent Grades, Overdue, and Upcoming Assignments

Parents and guardians can see more information about their child's assignments by looking at the links on the right side of the home page.

- The **Recent Grades/Attendance** area lists graded assignments which were completed in Schoology. Click on a category to see all the assignments under that category. Click on an item within a category to see student directions provided by the teacher, as well as your child's submitted work. As a reminder, SIS ParentVUE is where you can find official final course grade information, assignment grades, and attendance records.
- The **Overdue** section displays a list of course assignments your child did not turn in by the due date.
- The **Upcoming** section displays a list of your child's upcoming assignments and events.



Toolbar

Courses



- Click **Courses** in the top menu to view a list of your child's courses.
- Click on a course title to enter the course as a viewer. While logged in to your parent/guardian account, you will only be able to view the course content. You will not be able to interact with assignments and tasks.

Groups



- Click **Groups** in the top menu to view a list of your child's groups. These groups might include school clubs, sports teams, or after school activities.
- Click on a group name to view the content. Remember, you will only be able to view the content while logged into your parent/guardian account. You will not be able to interact or participate in your child's groups.

For more detailed information, see the Schoology Parent Help Center (bit.ly/2CvA9N)