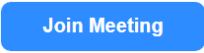
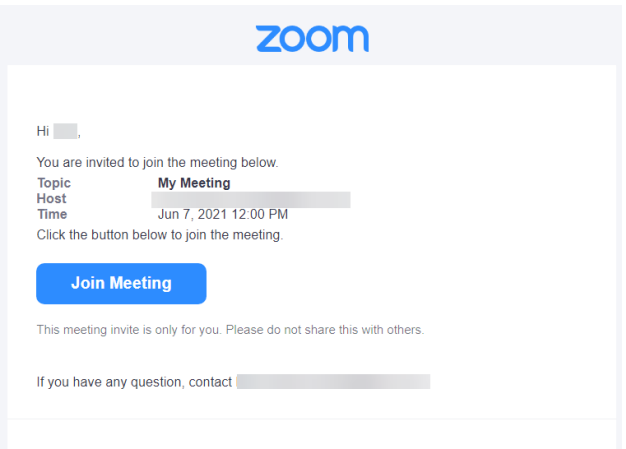




How Parent/Guardian(s) Join Zoom Meetings

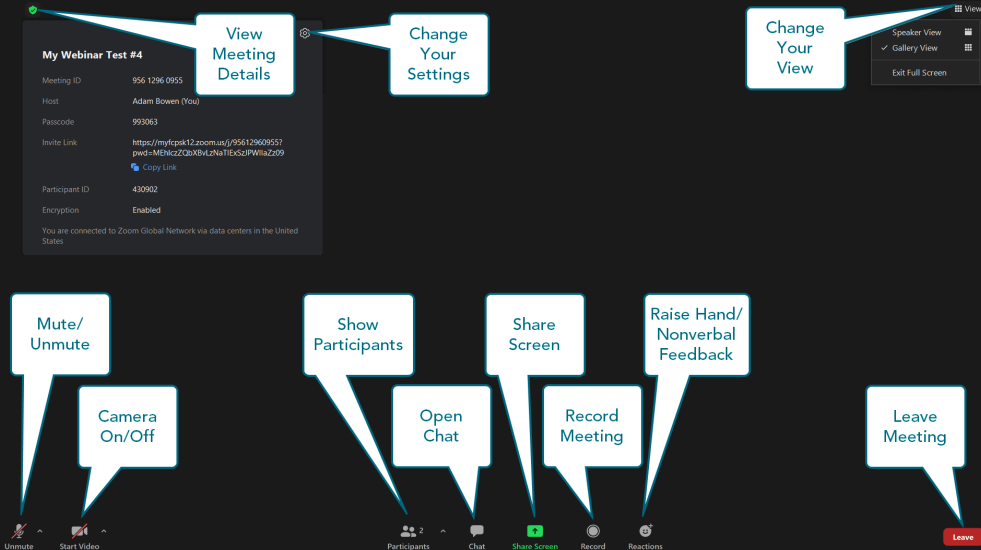
If you have been invited by your child's school to participate in a Zoom meeting, please be sure to follow the instructions below

<p>Step 1 - Your child's school will have shared with you a link to join a Zoom meeting via email.</p> <p>If you for any reason have questions regarding the meeting, please contact the scheduled Host as their email address will appear within the invitation.</p> <p>If everything is correct click  or the link under <i>Join Zoom Meeting</i>.</p>	
<p>Step 2 - Launch the application by selecting "Open Zoom Meetings".</p> <p>If Zoom is not installed on your device, it can be downloaded at the link below or from your Device's App store: https://zoom.us/download</p>	
<p>Step 3 - Once in the meeting, you may be prompted to share how you would like to use audio, if on a:</p> <ul style="list-style-type: none"> - Desktop please select Join with Computer Audio - Mobile Device please select Wifi/Cellular Data 	

Help and Resources

Go to <http://zoom.us/test> to test your microphone and camera and get familiar with the interface.

More resources to assist you can be found at <https://support.zoom.us/>.



My Webinar Test #4

- Meeting ID: 956 1296 0955
- Host: Adam Bowen (You)
- Passcode: 993063
- Invite Link: <https://myfcpk12.zoom.us/j/95612960955?pwd=MEhlc2Q0bXhVZnNlTlEKSjRlPWliZz09>
- Participant ID: 430902
- Encryption: Enabled

You are connected to Zoom Global Network via data centers in the United States.

Callouts: View Meeting Details, Change Your Settings, Change Your View, Mute/Unmute, Camera On/Off, Show Participants, Open Chat, Share Screen, Record Meeting, Raise Hand/Nonverbal Feedback, Leave Meeting.