

BBCU and Student Schology Accounts

Session 1:
Monday, 8/24 @6pm

Session 2:
Tuesday, 8/25 @8am

Jackie Krum, SBTS
Erica Riley, Principal
Meredith Mitchell, Assistant Principal

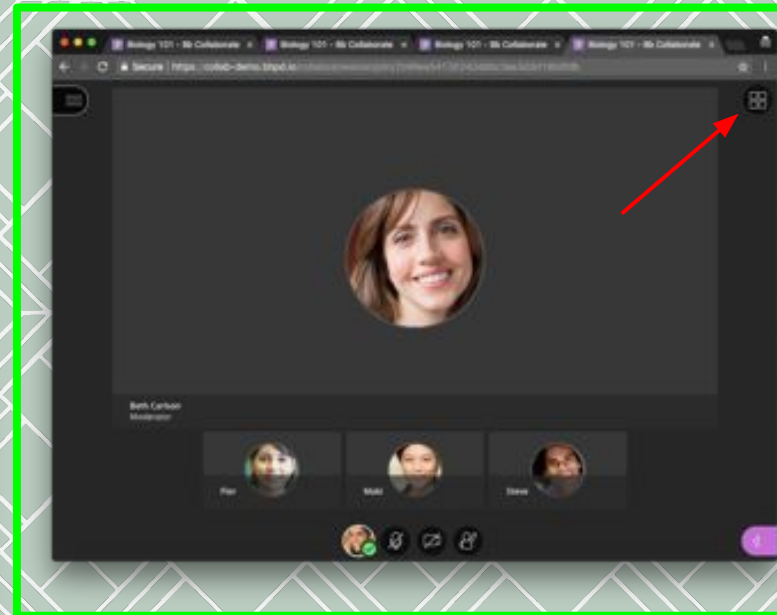
Today's Outcomes

- Understand and practice with BBCU tools including:
 - Raising your hand
 - Turn on/off microphone and camera
 - Interact with the whiteboard
- Security within BBCU
- Understand how students access Schoology and BBCU
- Navigating Schoology

Screen Views



Grid View



Follow the speaker

Participant Tools



Zoom in/out



Open this panel to find:
Chat
Attendee Panel
Gear to change your
computer's audio and video
preferences.

Feedback tools.



Microphone.

Hand raise.



Notification Settings

Someone joined or left the breakout group or session

- Collaborate pop-up notification
- Audio notification
- Browser pop-up notification

Someone posts a chat message

- Collaborate pop-up notification
- Audio notification
- Browser pop-up notification

Closed captioning available

- Collaborate pop-up notification

Well That's Annoying...



Main Screen Tools












Tool	Description
<p>Audio</p>  	<p>Turn your audio on. Lines through the microphone icon means that it is turned off. Select <i>Share Audio</i> to turn it on.</p> <p> <i>With your keyboard, press Alt + M to turn your microphone on and off.</i></p> <p>Please mute your microphone unless you are asking a question.</p>
<p>Video</p>  	<p>Turn your video on. Lines through the camera icon means that it is turned off. Select <i>Share Video</i> to turn it on.</p> <p> <i>With your keyboard, press Alt + C to turn your camera on and off.</i></p> <p>*Video is optional*</p>
<p>Hand raise</p>  	<p>Raise your hand to answer a question or get another moderator's attention. Select <i>Raise Hand</i>.</p> <p> <i>With your keyboard, press Alt + H.</i></p> <p>If you would like to ask an 'audio' question, please raise your hand at the end of the presentation.</p>
<p>Collaborate panel</p> 	<p>Open the Collaborate panel.</p> <p>Located at the bottom right of your screen. Click on these arrows to see the session chat.</p>
<p>Session menu</p> 	<p>Open the Session menu.</p> <p>Located at the top left of your screen. Click here to leave a session</p>

Image from: Debbie Tannenbaum

Break Out Groups



Allows for:

- Small group instruction
- One on one support
- Group collaboration

Security In BBCU

- Session settings determined by teacher
- Privileges and tools controlled by teacher throughout the instructional schedule
 - Camera, Microphone, Chat, Whiteboard use
- Students can only join once
- Can't change their name

**Questions about BBCU?
Schoology with BBCU is
next!**

Schoology

The What and Why

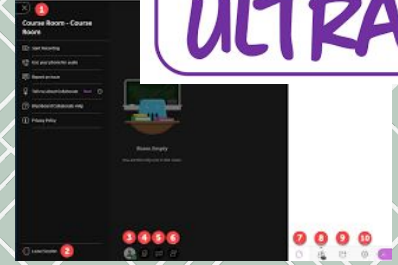
Stenwood is part of the Schoology Pilot Cohort. Schoology is the learning management system that will be used divisionwide in fall 2021. It is a learning space that supports instructional practices aligned to FCPS's **learning model** and help students reach the **Portrait of a Graduate goals**.

- For FCPS: Transform Education Past Its Brick-and-Mortar Roots
- For Teachers: Enhance Instructional Delivery Practices
- For Students: Prepare to Succeed in the 21st Century
- For Parents: Know What Students Are Learning

What about Google Classroom and Blackboard?



Google Classroom



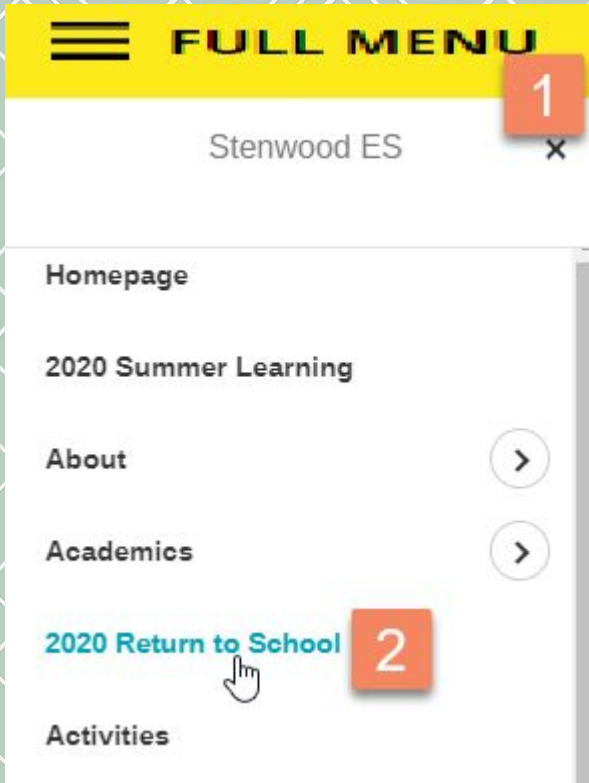
Blackboard



Parents still access Naviance and @wecare through Blackboard



Accessing Schoology and All 2020 Return to School Items



Option 3: lms.fcps.edu

Option 4: Schoology App

Logging In



Use your FCPS credentials to login

FCPS username **Student ID**

Password **Unique to your child**

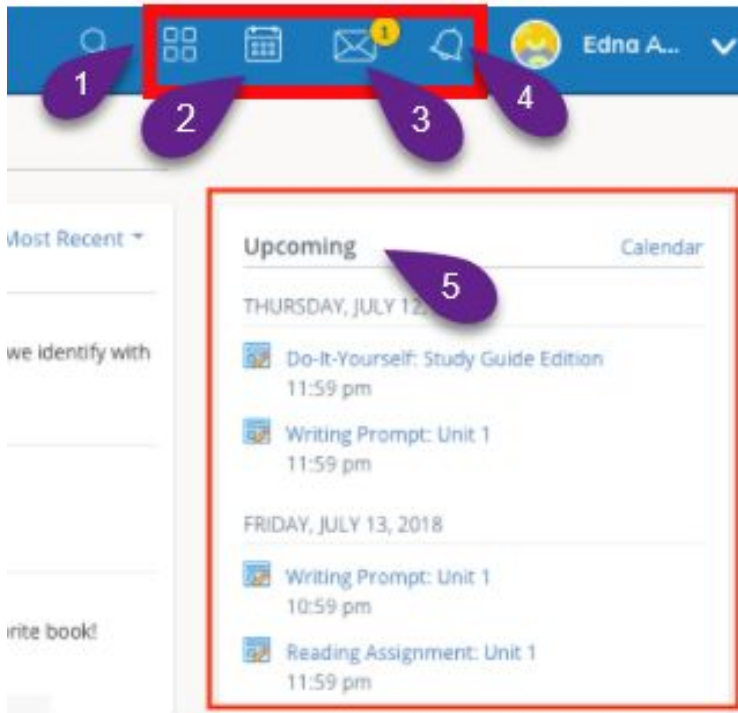
Sign in

Navigating Schoology

The screenshot displays the Schoology user interface. At the top, a blue navigation bar contains the Schoology logo and four menu items: COURSES, GROUPS, RESOURCES, and GRADES. These menu items are highlighted with a red rectangular box. Below the navigation bar, there are two tabs: RECENT ACTIVITY (selected) and COURSE DASHBOARD. Under the RECENT ACTIVITY tab, there is a red-bordered box containing the text "Post: [calendar icon] Event ▾ More" and the label "Most Recent". Below this, a list of recent activity posts is shown, each with a profile picture, name, course name, and text. The first post is from Mr. Thomas in English 101: Section 1, dated Tue Jul 10, 2018. The second post is from Herbert Lopez in English 101: Section 1, dated Fri Jun 22, 2018. The third post is also from Herbert Lopez in English 101: Section 1, dated Thu Jun 21, 2018.

- Use top tool bar to navigate between courses.
- Your child may or may not have a group
- Grades: Students can see their Schoology grades→ not the final mark or grades
 - Teachers will also collect data outside of Schoology

Navigating Schoology Con't



1. Direct Access to External Tools
2. Schoology Calendar: Due Dates
3. Notifications → can customize
4. Assignment due dates (only shows if there is a due date)

Meet and Greet Access



COURSES

GROUPS

RESOURCES

TOOLS



Ms. Krum

Courses

My Courses



All Faculty
Stenwood Elementary School
Stenwood Elementary School



Grade 0 Homeroom
Walls, R, Grade 0 Homeroom(01)
Stenwood Elementary School



Kilmer MS Sandbox
Pilot_6 Section 1
Kilmer Middle School



Personal Course
Jacqueline Krum
Stenwood Elementary School



Pilot Schools: Getting Started with Schoology
065Stenwood Elementary School
Fairfax County Public Schools



Stenwood ES Sandbox
Pilot_7 Section 1
Stenwood Elementary School



Pilot Schools (SBTS): Getting Started with Sch...
Section 1
Fairfax County Public Schools



Schoology for Master Instructors
Fairfax County Cohort 1
Learn Schoology (Official)



All Students
Stenwood Elementary School
Stenwood Elementary School



Library
Stenwood Elementary School
Stenwood Elementary School



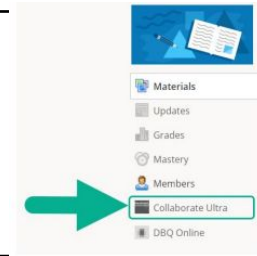
Pilot Schools: Getting Started with Schoology
Master
Fairfax County Public Schools

Teacher Meet and Greet

1. Press “Courses”. Select the course you want to access.



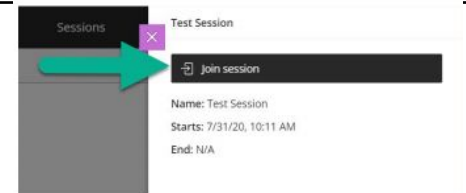
2. On the left side click on “Collaborate Ultra.”



3. Click the name of the session you want to enter.



4. In the window, click “Join Session.”



How Do I Know Which Assignments I Need to Complete?


Upcoming and Calendar

- Shows assignments with due dates only
- Check your courses to view all graded and ungraded activities to complete
 - Calendar: Month view
 - Upcoming: Daily- Links directly to assignments




Overdue

FRIDAY, JUNE 29, 2018


 Writing Prompt: Unit 1
11:59 pm

Upcoming **Calendar**


WEDNESDAY, AUGUST 26, 2020

 26 Back to School-ogy Webinar: Using Schoology's Communication Tools (3:00 p.m. ET)

FRIDAY, AUGUST 28, 2020

 How the library is organized
11:59 pm

MONDAY, AUGUST 31, 2020

 Deserted Island
11:59 pm

Note: Red arrows in the image point from the 'Upcoming' and 'Calendar' headers to the corresponding icons in the top right button.

Assignments Cont'd - GREEN means GO!



Mrs. B's Group



Only if your child has additional BBCU Links



Assignments Week Of 8/24-8/28



Go! This is the current week

Math

Science

Language Arts

Subfolder Organization varies by teacher



Assignments Week of 8/17- 8/21



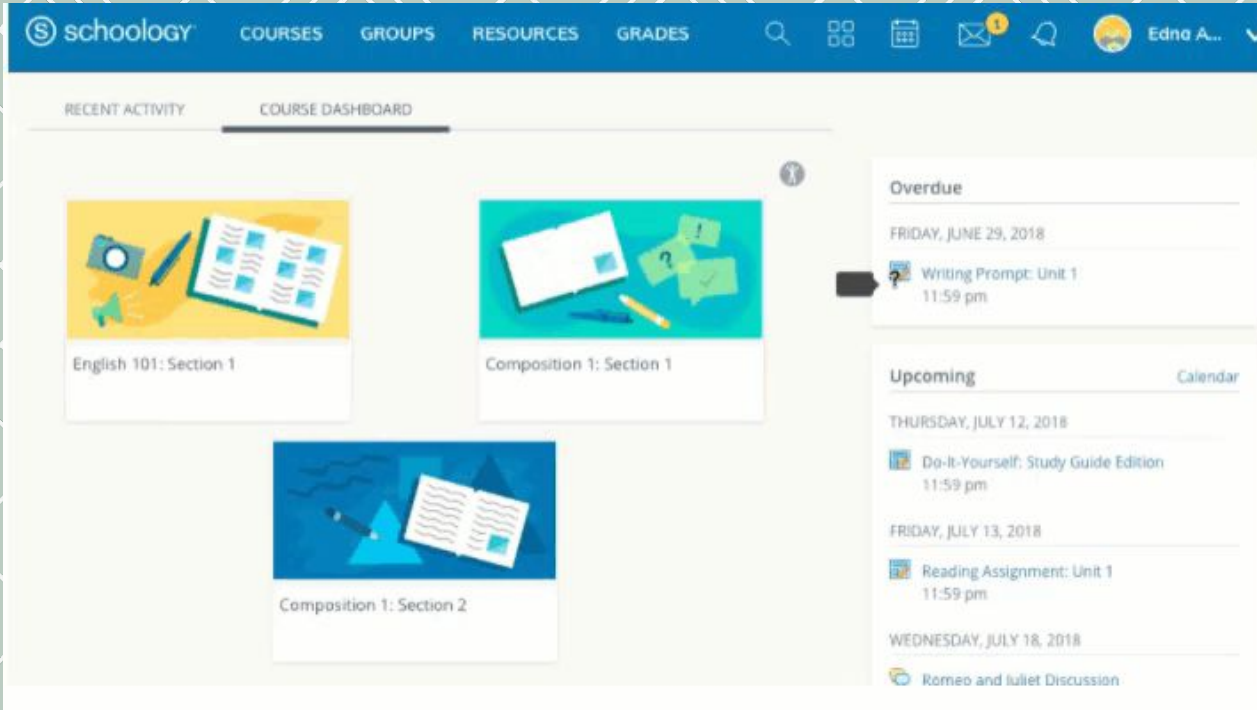
White= past assignments, but are still available



Assignments Week of 8/10-8/14



Course Overload! Reordering Courses



The screenshot displays the Schoology interface. At the top, a blue navigation bar contains the Schoology logo and menu items: COURSES, GROUPS, RESOURCES, GRADES, a search icon, a grid icon, a calendar icon, an email icon with a notification badge, a chat icon, and a user profile for Edna A... Below the navigation bar, there are two tabs: RECENT ACTIVITY and COURSE DASHBOARD, with the latter being selected. The main content area features three course cards: 'English 101: Section 1' (top left), 'Composition 1: Section 1' (top right), and 'Composition 1: Section 2' (bottom center). To the right of these cards is a sidebar with two sections: 'Overdue' and 'Upcoming'. The 'Overdue' section is dated 'FRIDAY, JUNE 29, 2018' and lists 'Writing Prompt: Unit 1' due at 11:59 pm. The 'Upcoming' section is dated 'THURSDAY, JULY 12, 2018' and lists 'Do-It-Yourself: Study Guide Edition' due at 11:59 pm. Below that, it is dated 'FRIDAY, JULY 13, 2018' and lists 'Reading Assignment: Unit 1' due at 11:59 pm. At the bottom of the sidebar, it is dated 'WEDNESDAY, JULY 18, 2018' and lists 'Romeo and Juliet Discussion'. A black arrow points from the 'Writing Prompt: Unit 1' item in the 'Overdue' list to the 'Composition 1: Section 1' course card.

- We hope to be able to remove extra courses from student view
- Course Dashboard → Drag and Drop frequently accessed courses to the top

Notification Settings

Account

Notifications

Account Settings

Privacy Settings

Recycle Bin

Notifications

Schoology sends you notifications when actions occur that involve you. You can select which notifications you would like to receive.

[Reset to default settings](#)

Academic

✉ Email

📱 Mobile

Course update posted

On

On

Course comments on updates, assignments, or discussions

On

Off

Comments on my posts

Off

On

Dropbox item received

On

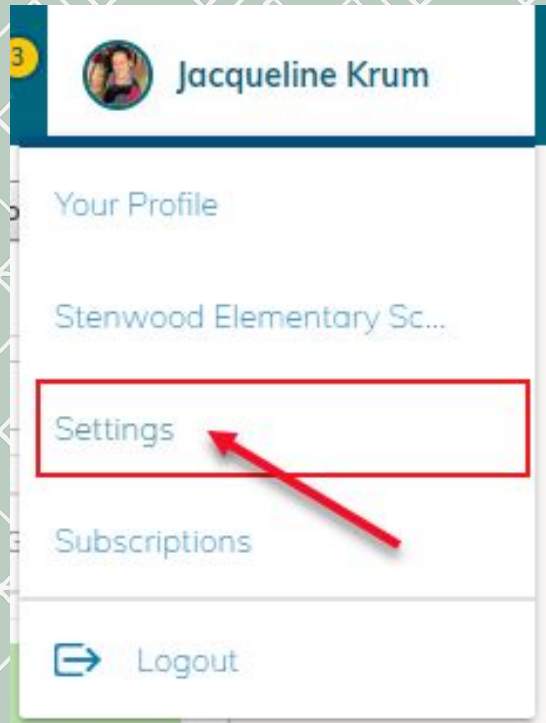
User joins your course

On


Course content created

Off

Off



3

 Jacqueline Krum

Your Profile

Stenwood Elementary Sc...

Settings

Subscriptions


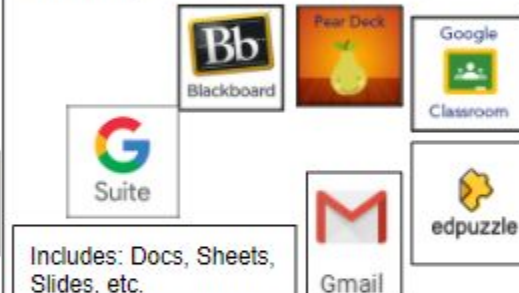



Logout

A red box highlights the 'Settings' option, and a red arrow points to it from the right.

Looking Ahead

- **Parent Accounts:**
 - Available September 2
 - Parent Account meetings: September 3 @ 8:00 am
- **Make sure you have a SIS account:**
 - Learn how to create a Parent Vue and SIS account by going to: <https://stenwoodes.fcps.edu/node/5566>
- **Download the Schoology App--** can log in using Stenwood or FCPS (use the lms.fcps.edu one) contact me if you encounter any issues AFTER September 2.
- **Parent Technology Help Desk: 1-833-921-3277**
 - 7:00 am - 11:00 pm, seven days a week

Name: _____
 Student ID/Username: _____
 Password: _____

<p>Username: Student ID Password: _____</p> 	<p>Username: StudentID@fcpschools.net Password: _____</p>  <p>Includes: Docs, Sheets, Slides, etc.</p>	<p>Username: fairfax Password: fairfax</p> 	<p>Username: fairfax2 Password: login</p> 
<p>Recover/Reset my password: mystudent.fcps.edu/login.jsp</p>	<p>Access to all Student Links: stenwoodes.fcps.edu/student-links</p>	<p>Additional Blended Learning Resources and Tech Support Videos: stenwoodes.fcps.edu/returntoschool</p> 	



Stenwood Whole Schoo...



Use your phone for audio



Report an issue



Tell me about Collaborate



Blackboard Collaborate Help



Privacy Policy

Leave the session at any
time.



Leave Session

Let Me Out!