

Registration: <https://events.trade.gov/TradeGov/GDEITradeMissionCaribbeanRegion>

# GDEI Trade Mission to the Caribbean Region

Including the  
**Opportunities for Minority-Led Businesses in the Caribbean Conference**

November 17-22, 2024  
Santo Domingo, Dominican Republic



INTERNATIONAL  
**TRADE**  
ADMINISTRATION



GDEI TRADE MISSION TO  
THE CARIBBEAN REGION

11/17/2024 (11:30 AM)  
11/22/2024 (9:50 PM)  
(GMT-04:00) Eastern Time (US and  
Canada)

TBC

**SIGN UP/SIGN IN**

**1** Click here to Register

*Please sign up using a Chromium-based browser – Chrome, Edge, etc.*

## 1 Register

First name \*

Diego

Last name \*

Gattesco

Email address \*

Diego.Gattesco@gmail.com

Title \*

Type your answer

Company \*

Type your answer

Filters \*

Industry

Advanced Manufacturing Aerospace & Defense Agribusiness Automotive & Smart Mobility  
Climate & Clean Technology Consumer Goods Design & Construction  
Education & Training Services Energy Industries Environmental Technologies Financial Services  
Food & Agriculture Value Chain Food and Beverage Franchising  
Healthcare & Health Technologies ICT & the Digital Economy Infrastructure Logistics  
Marine Technology Media & Entertainment Other Professional & Business Services  
Safety & Security Supply Chain Services Textile, Apparel & Sporting Goods Travel & Tourism

☒ I have read and agreed to the [Terms of Service](#)\*

NEXT STEP

2 Complete your basic contact information and select your industry. If your industry is not listed, select "Other"

3 Check the "I have read and agreed to the [Terms of Service](#)\*" box

4 Click "Next Step" - the following page will ask you to select the type of attendee and you will complete the registration form according to your selection.

2

## Identification

Company Street Address \*

aa

City \*

aa

State (U.S. only) \*

AL

Zipcode/Postal Code \*

26003

Country \*

Location of the company

United States

Website \*

Please enter N/A if you do not have a website

www.trade.gov

Company/Organization Phone Number \*

e

Attendee Type (this question is invisible)

Select an option

Attendee Type - Matchmaking \*

Conference Participant (Does not include B2B's)

5

Complete the information requested.

6

Select **“Conference Participant (Does not include B2Bs”**  
under **Attendee Type- Matchmaking \***

Complete the information requested.

Click on “Next Step” at the end

NEXT STEP

### 3 Registrations

All required fields are marked with \*

#### Available tickets \*

##### Conference Participant

The mission participation fees above include the Opportunities for Minority-Owned Businesses in the Caribbean Region Conference registration fee of \$500 for one participant per firm.

1 ▼

US\$ 500.00

US\$ 500.00 unit



Total

US\$ 500.00


NEXT STEP


7


If your participation is approved, you will be able to go to the next “Registrations” session. Here you will select the specific ticket. Add one ticket.

Click on “Next Step”

**4 Payment**

☒ CREDIT OR DEBIT CARD 

☐ BANK ACCOUNT (ACH) 

☐ PAYPAL ACCOUNT 

**NEXT STEP**

8 Select Type of Payment and Click "Next Step"

\* Country  
Select Country

State/Province

ZIP/Postal Code

\* Card Number



\* Expiration Date  
Select ... Select ...

\* Security Code  
[What's this?](#)

**Continue** [Cancel](#)

10 Complete Credit Card Information, then Click 'Continue'


**5 Confirm**

**INFORMATION**

**Register** [Edit](#)  
Diego Gattesco  
diego.gattesco@trade.gov

**Payment** [Edit](#)  
Complete payment with Pay.gov using a Credit or Debit Card

**TICKETS** [Edit](#)

 <b>Conference Participant</b> Personal ticket (ticket I will use)	1	<b>US\$ 500.00</b>
--	---	--------------------

Total  
**US\$ 500.00**

By clicking Place order, you agree to our [Terms of Service](#)

**PLACE ORDER**

9 Click on 'Place Order'

# If this is the first time using our InEvent system – Need to create an account – Follow these steps

*Please sign up using a Chromium-based browser – Chrome, Edge, etc.*



INTERNATIONAL  
**TRADE**  
ADMINISTRATION

GDEI Trade Mission to Panama, Costa Rica, and Colombia



Login to your account

To sign in, please click on the button below

**SIGN UP/SIGN IN TO REGISTER FOR  
THE EVENT**

**1**

Click on the blue button  
**“SIGN UP/SIGN IN TO  
REGISTER FOR THE EVENT**



You will see the following warning screen. Confirm by clicking **Agree**.

You are accessing a U.S. Government information system, which includes: 1) this computer, 2) this computer network, 3) all computers connected to this network, and 4) all devices and storage media attached to this network or to a computer on this network. You understand and consent to the following: you may access this information system for authorized use only; unauthorized use of the system is prohibited and subject to criminal and civil penalties; you have no reasonable expectation of privacy regarding any communication or data transiting or stored on this information system at any time and for any lawful Government purpose; the Government may monitor, intercept, audit, and search and seize any communication or data transiting or stored on this information system; and any communications or data transiting or stored on this information system may be disclosed or used for any lawful Government purpose. This information system may contain Controlled Unclassified Information (CUI) that is subject to safeguarding or dissemination controls in accordance with law, regulation, or Government-wide policy. Creating an account and logging into this system constitutes acknowledgement of this warning.

2 →

Agree




INTERNATIONAL  
**TRADE**  
ADMINISTRATION

Sign in with your existing account

Email Address

 Email Address

Password

 Password



[Forgot your password?](#)

Sign in

Don't have an account? [Sign up](#)

Once you agree to that that message, you can click the option to Sign up at the bottom of the Sign In screen.



INTERNATIONAL  
**TRADE**  
ADMINISTRATION

Sign in with your existing account

Email Address



Email Address

Password



Password



[Forgot your password?](#)

Sign in

Don't have an account? [Sign up](#)

3



Provide an email address for the verification process, then click **Send Verification Code**.

Enter the code in the “**Verification Code field**” and click “**Verify code**”.



Please provide your email address.

Email Address

← 4

Send Verification Code

You will receive the verification code to the provided email address from “Microsoft on behalf.”



Please provide your email address.

Email Address

A verification code has been sent to the email address you provided. Please enter the verification code below.

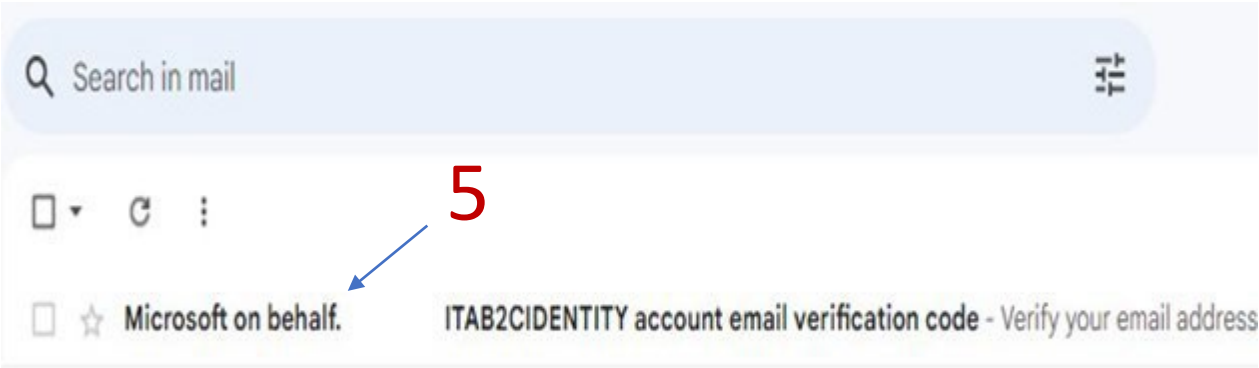
Verification Code

← 6

Verify Code

Send New Code

Cancel





INTERNATIONAL  
**TRADE**  
ADMINISTRATION

Please provide your details to create an account.

First Name

[What is this?](#)

Last Name

[What is this?](#)

New Password

[What is this?](#)

Confirm Password

[What is this?](#)

7

Once verification code is accepted, you will be forwarded to the following screen to create your account.

- Enter **First Name**.
- Enter **Last Name**.
- Enter case sensitive **New Password**, then enter **Confirm Password** with matching password. **Criteria:** 8-16 characters, containing 3 out of 4 of the following: Lowercase characters, uppercase characters, digits (0-9), and one or more of the following symbols: @ # \$ % ^ & \* - \_ + = [ ] { } | \ : ' , ! ? / ` ~ " ( ) ; .

8

Click **Create My Account**.