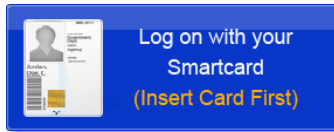


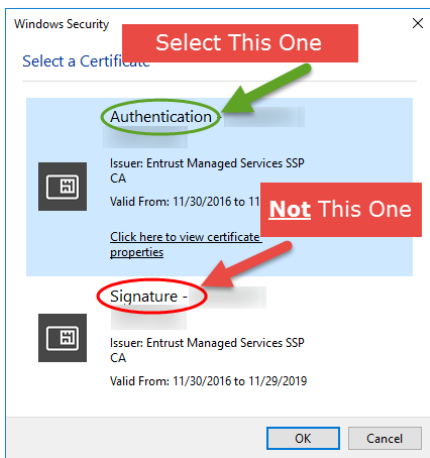
How to Login to EEX with a Smart Card

1. Click Smart Card button or link



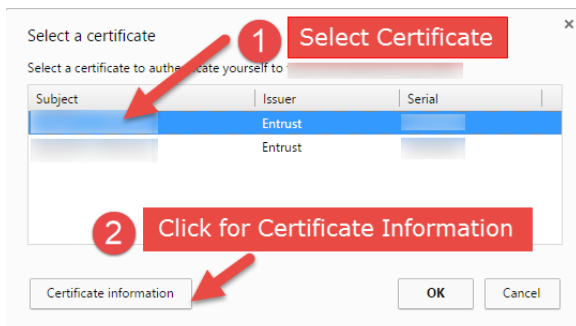
2. Select a Certificate

Select the certificate labeled Authentication



3. Select a Certificate Using Most Browsers

Select a certificate and view information or properties



(Order of certificates should not be used since it may change)

4. Certificate Information

Scroll down and find the long (policy) number

Authentication certificate ends in 8, 12 or 13 – must login with this certificate

Signing certificate typically ends in 7

Repeat until you find the authentication certificate

