

FEMA National Watch Center

Daily Operations Briefing

Monday, May 11, 2026

8:30 a.m. ET



FEMA

National Current Operations / Monitoring

New Significant Incidents / Ongoing Operations

- No new significant incidents / operations

Hazard Monitoring

- Rain / Thunderstorms – Southeast to Mid-Atlantic, Northern Plains to Middle Mississippi Valley
- Critical Fire Weather – Northern Plains

Disaster Declaration Activity

- No new declaration activity

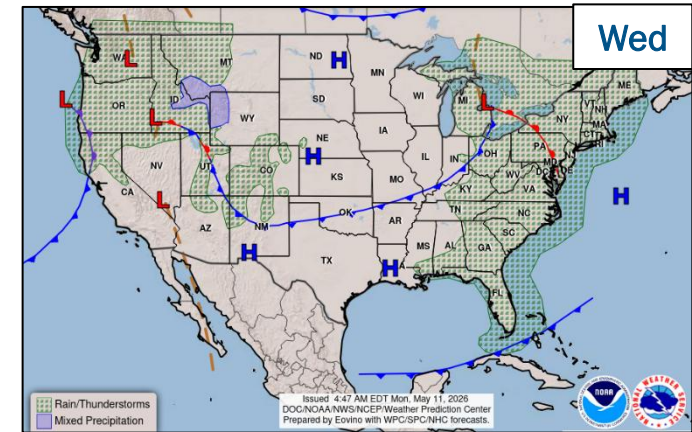
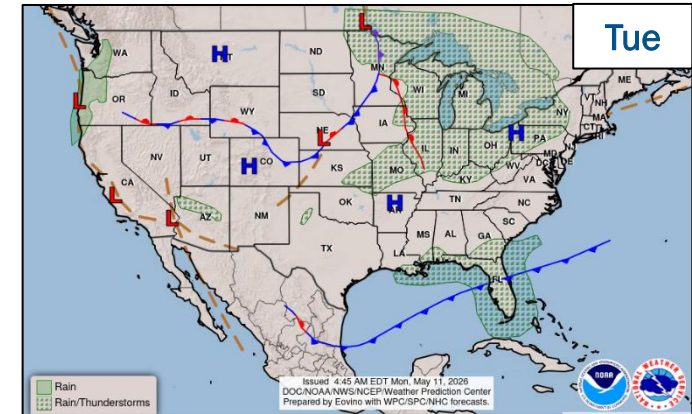
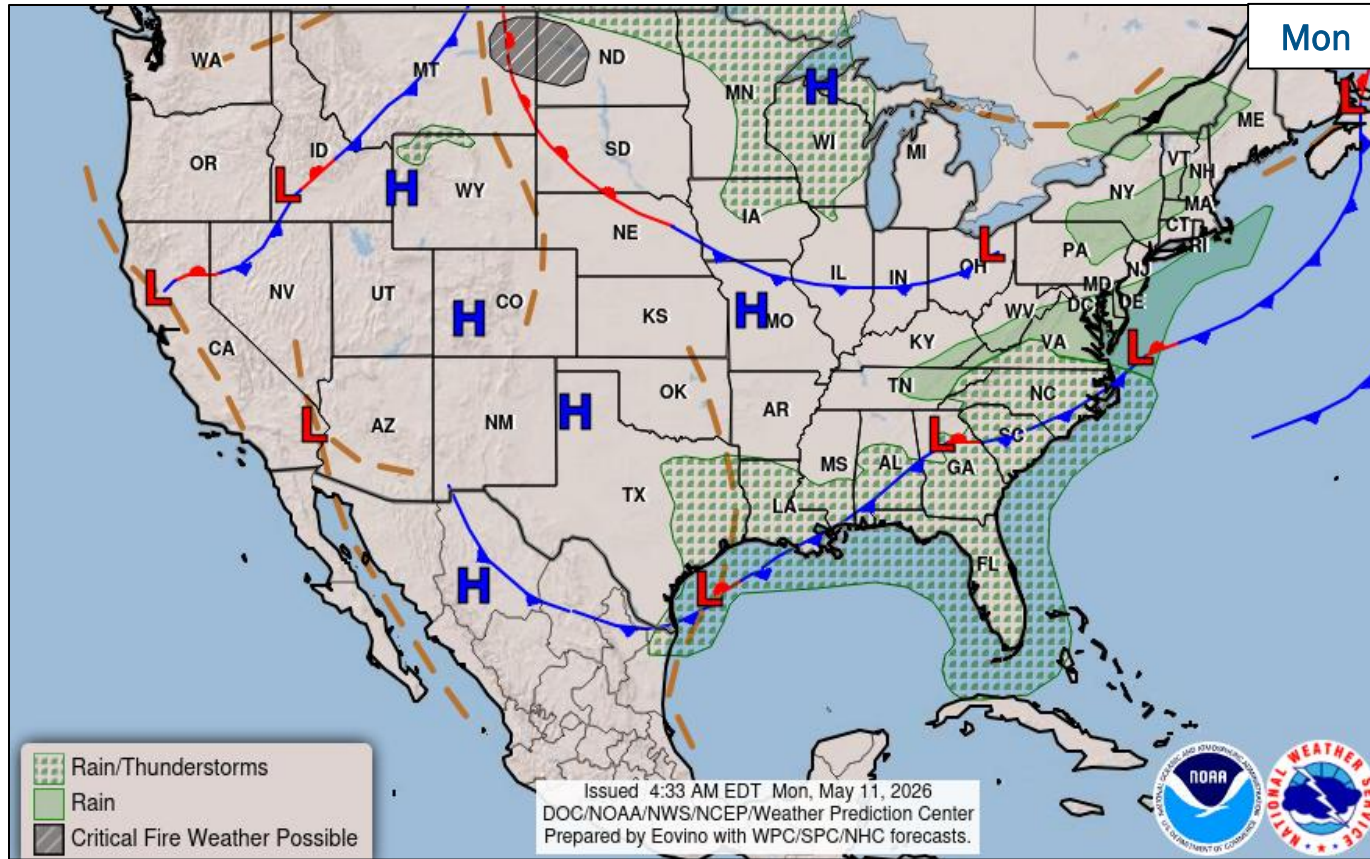
Event Monitoring

- No new significant events



FEMA

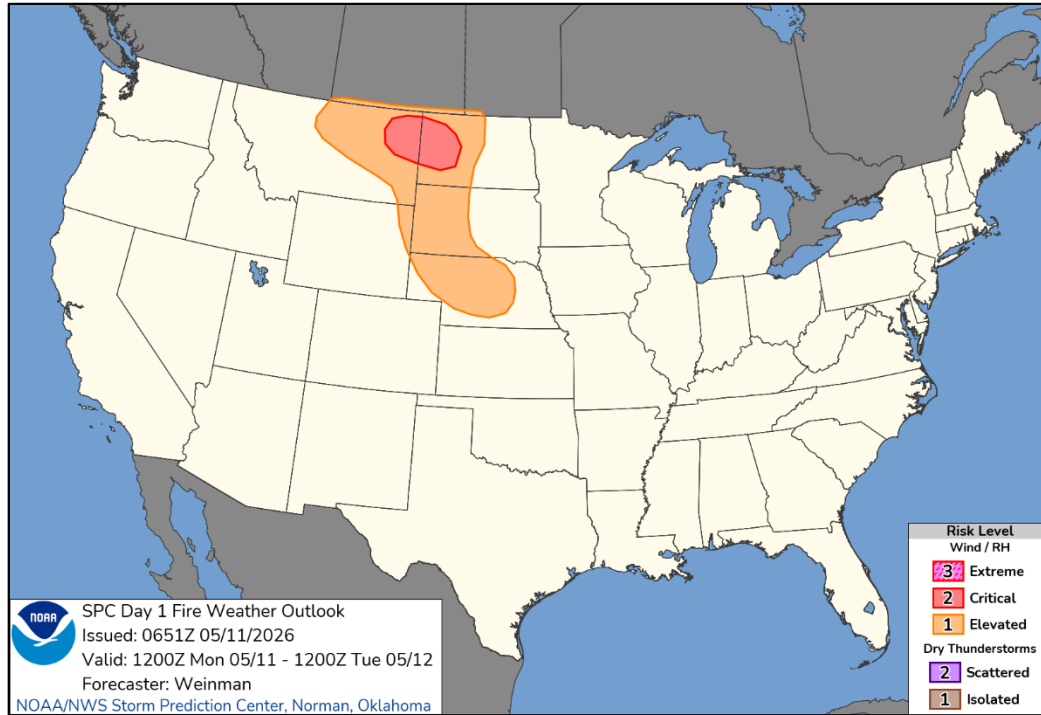
National Weather Forecast



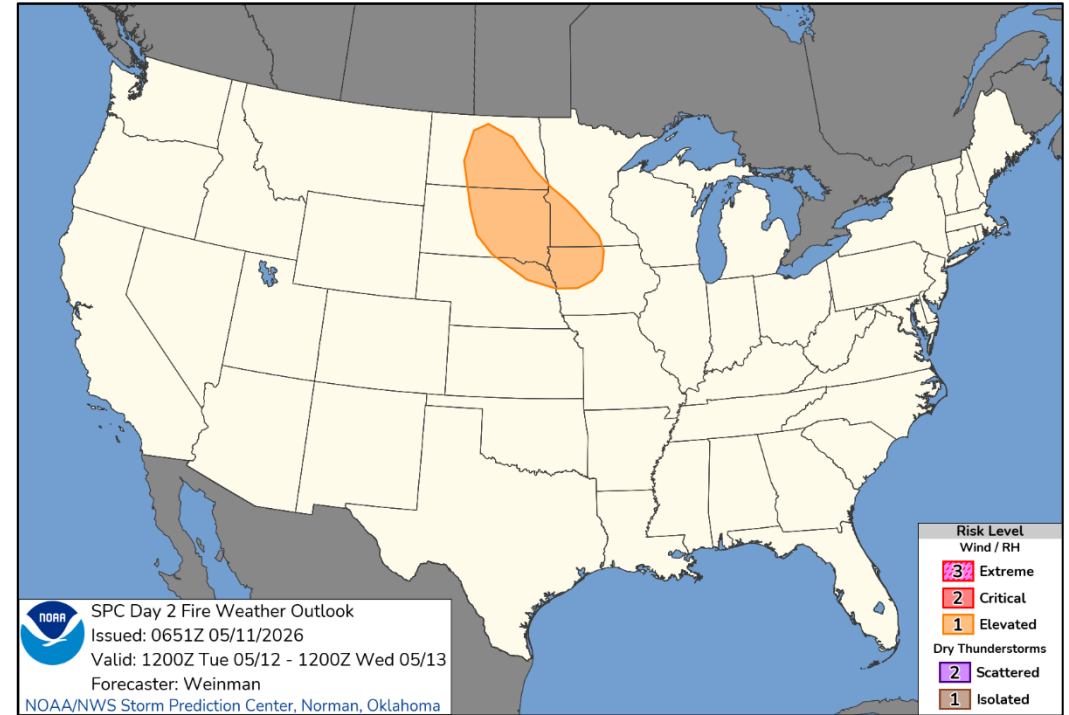
FEMA

National Watch Center

Fire Weather Outlook



Today



Tomorrow



FEMA

National Watch Center



FEMA Common Operating Picture

National Watch Center

FEMA HQ

● NWC ● NRCC

Incident Workforce

19,822 Assigned a Disaster Title

6,053 / 31% Deployed

6,479 / 33% Available to Deploy for 30 Days

7,290 / 36% Remaining

7,688 / 0 Surge Capacity Force Rostered / Deployed

Monday
May 11, 2026
8:30 a.m. ET

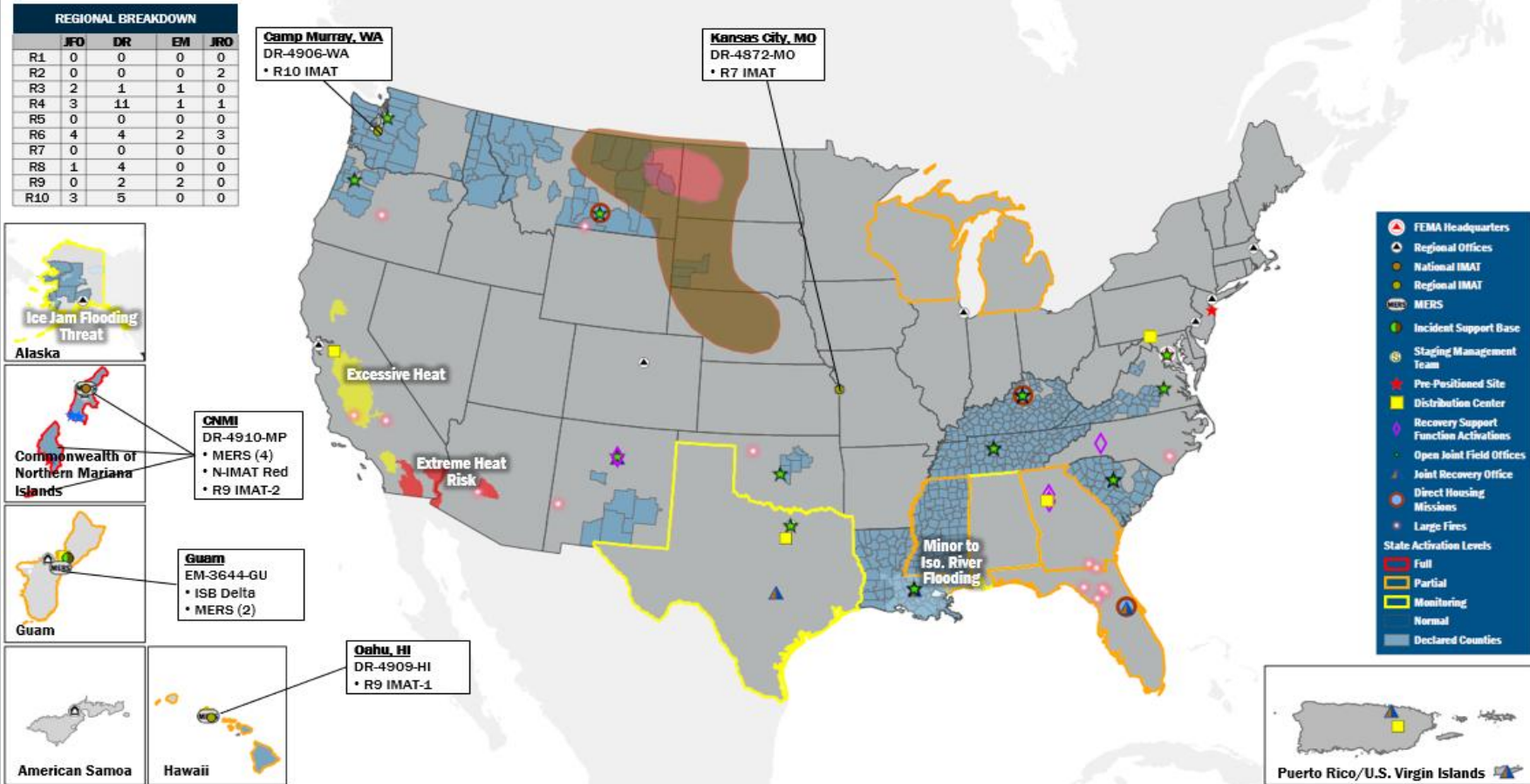
Watch FEMA Regions RRCC

- Region 1
Maynard
- Region 2
Brooklyn
- Region 3
Philadelphia
- Region 4
Atlanta
- Region 5
Chicago
- Region 6
Denton
- Region 7
Kansas City
- Region 8
Denver
- Region 9
Oakland
- Region 10
Bothell

Notes

- Watches/RCCs:**
- NWC: Staffing
 - R1 Watch: Staffing
 - R2 Watch: Equipment
 - R5 Watch: Staffing (Day Only)
 - R9 Watch: Staffing
 - R10 Watch: Staffing
 - R7 RRCC: Staffing
 - R9 RRCC: Staffing
- State EOCs:**
- DC: Potomac Interceptor
 - FL: Previous Incidents
 - GA/TX: Wildfires
 - AL/HI/MS: Severe Weather
 - GU/MP: TC Sinkaku
 - WI: Severe Weather/Flooding
 - MI: Water Main Break
 - AK: River Watch/Flood Operations
- IMATs:**
- N-IMAT Red: TC Sinkaku
 - N-IMAT White: Staffing
 - N-IMAT Blue: Staffing
 - R1 IMAT: Staffing
 - R3 IMAT: Staffing
 - R4 IMAT-1/2: Staffing
 - R6 IMAT-1/2: Staffing

REGIONAL BREAKDOWN					
JFO	DR	EM	JRO		
R1	0	0	0	0	0
R2	0	0	0	0	2
R3	2	1	1	1	0
R4	3	11	1	1	1
R5	0	0	0	0	0
R6	4	4	2	3	3
R7	0	0	0	0	0
R8	1	4	0	0	0
R9	0	2	2	0	0
R10	3	5	0	0	0



National IMAT

- MP Red
- White
- Blue
- Gold
- HS

Regional IMAT

- Region 1
- Region 2
- 2 Region 3
- 3 Region 4
- Region 5
- 1 Region 6
- MC Region 7
- Region 8
- HI MP Region 9
- WA Region 10

Commodities & Equipment

CONUS	Distribution Centers			Water	Meals	Gen.	Housing		
	DC Tracy, CA	DC Atlanta, GA	DC Fort Worth, TX				THSS Selma, AL	MHU	TTU
	DC Tracy, CA	DC Atlanta, GA	DC Fort Worth, TX	36%	59%	96%	THSS Selma, AL	MHU	TTU
	DC Fort Worth, TX	DC Greenville, PA	DC Greenville, PA				THSS Cumberland, MD	66%	200%
OCONUS	DC Guam	DC Hawaii	DC Caribbean	96%	134%	0%	Winchester, VA (DISC)	90%	
	DC Hawaii	DC Caribbean	DC Caribbean	62%	119%	44%	Stockage levels are based on catastrophic planning factors by location.		
	DC Caribbean			86%	76%	78%			

Logistics Staffing

CONUS	Distribution Centers		Staff	Housing		Staff
	DC Tracy, CA	DC Atlanta, GA		THSS Selma, AL	THSS Cumberland, MD	
	DC Tracy, CA	DC Atlanta, GA	70%	80%	THSS Selma, AL	65%
	DC Atlanta, GA	DC Fort Worth, TX	80%	54%	THSS Cumberland, MD	73%
	DC Fort Worth, TX	DC Greenville, PA	54%	89%		
OCONUS	DC Greenville, PA	DC Guam	89%	85%	Winchester, VA (DISC)	81%
	DC Guam	DC Hawaii	85%	70%		
	DC Hawaii	DC Caribbean	70%	92%		
	DC Caribbean		92%			

SMT

Operational	8
Not Mission Capable	3

MERS Det.

30/36 Operational	
Maynard	4/6
Frederick	6/6
Thomasville	6/6
Denton	6/6
Denver	4/6
Bothell	4/6

US&R

FEMA Support Staff 24% out of 38	
Assigned	28
State-Deployed	0
FEMA-Deployed	0
Not Mission Capable	1
Available	27

FCO

Assigned	35
Not Mission Capable	3
Deployed	23 (14 FCOR)
Available	9

Legend

- Fully Mission Capable
- Partially Mission Capable
- Not Mission Capable
- Deployed/Activated

Joint Preliminary Damage Assessments

Region	State / Location	Event	IA	Number of Counties		Start - End
			PA	Requested	Complete	
R5	WI	Severe Storms, Tornadoes, and Flooding Apr 13-23	IA	22	22	4/30 - 5/8
			PA	19	0	5/11 - TBD
R7	MO	Severe Storms Apr 23-28	IA	6	0	5/12 - TBD
			PA	7	0	5/12 - TBD
R9	GU	Super Typhoon Sinlaku Apr 11-17	IA	0	0	N/A
			PA	1	0	5/4 - TBD



FEMA

Declaration Requests in Process – 23

State / Tribe / Territory – Incident Description	Type	IA	PA	HM	Requested
AZ – Severe Storms and Flooding – Appeal	DR		X	X	Oct 24
SCA ¹ – Severe Storms and Flooding	DR	X	X	X	Nov 26
SCA ¹ – Severe Storms and Flooding	DR	X	X	X	Dec 15
NVK ² – Severe Storms, Flooding, and Remnants of Typhoon Halong	DR		X	X	Jan 11
KY – Severe Winter Storm	DR		X	X	Feb 5
FPA & ST ³ – Severe Storm and Straight-Line Winds	DR	X		X	Feb 11
CTM ⁴ – Straight-Line Winds	DR	X		X	Feb 12
FBIC ⁵ – Severe Storms and Straight-Line Winds	DR	X		X	Feb 13
GA – Severe Winter Storm	DR		X	X	Mar 12
CN ⁶ – Severe Winter Storm	DR		X	X	Mar 18
DE – Severe Winter Storm	DR		X	X	Mar 23
NY – Severe Winter Storm	DR		X	X	Mar 25
MI – Severe Storm and Tornadoes	DR	X		X	Apr 1
HI – Severe Storms, Flooding, Landslides, and Mudslides	EM	X	X		Apr 7

¹San Carlos Apache Tribe / ²Native Village of Kipnuk / ³Fort Peck Assiniboine & Sioux Tribes / ⁴Crow Tribe of Montana / ⁵Fort Belknap Indian Community / ⁶Chickasaw Nation



FEMA

National Watch Center

Declaration Requests in Process – 23 (cont'd)

State / Tribe / Territory – Incident Description	Type	IA	PA	HM	Requested
NJ – Severe Winter Storm	DR		X	X	Apr 7
MA – Severe Winter Storm and Snowstorm	DR		X	X	Apr 7
RI – Severe Winter Storm and Snowstorm	DR		X	X	Apr 7
NVA ⁷ – Severe Winter Storm	DR	X	X	X	Apr 16
ID – Severe Storms, Straight-line Winds, Flooding, Landslides, and Mudslides	DR		X	X	Apr 14
MWT ⁸ – Severe Winter Storm and Snowstorm	DR		X	X	Apr 22
PoA ⁹ – Severe Storms and Flooding – Appeal	DR		X	X	Apr 23
LLBO ¹⁰ – Fire – Appeal	DR		X	X	Apr 24
NE – Wildfires	DR		X	X	May 8

⁷Native Village of Ambler / ⁸Mashpee Wampanoag Tribe / ⁹Pueblo of Acoma / ¹⁰Leech Lake Band of Ojibwe



FEMA



FEMA

Helping people before, during, and after disasters.



Scan to subscribe to this briefing.