

FEMA National Watch Center

Daily Operations Briefing

Saturday, May 9, 2026

8:30 a.m. ET



FEMA

National Current Operations / Monitoring

New Significant Incidents / Ongoing Operations

- No new significant incidents / operations

Hazard Monitoring

- Severe Thunderstorms – Southern Plains
- Fire Weather – Northern Plains
- Excessive Rainfall / Flash Flooding – Lower Mississippi Valley

Disaster Declaration Activity

- Request: Major Disaster Declaration – NE

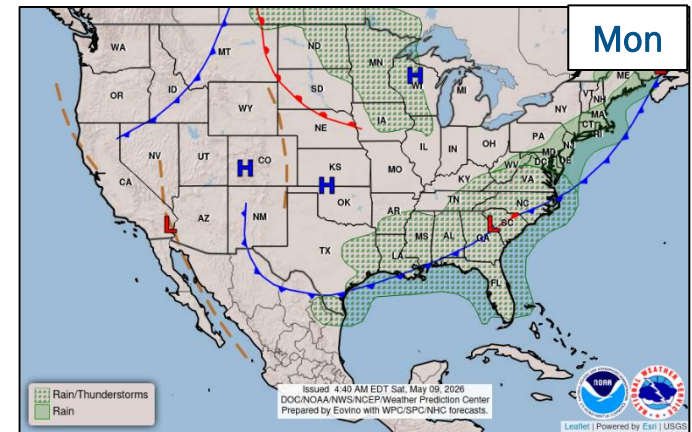
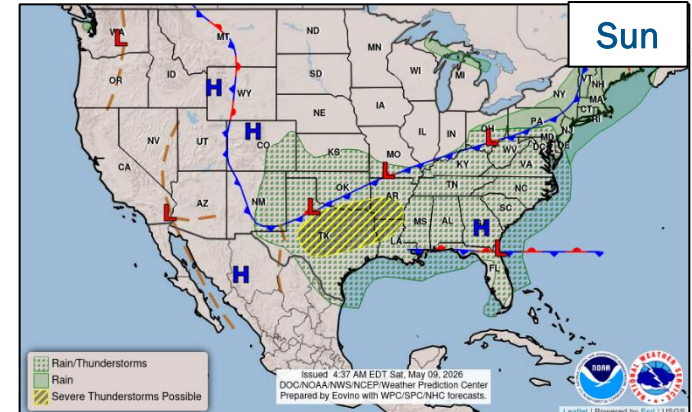
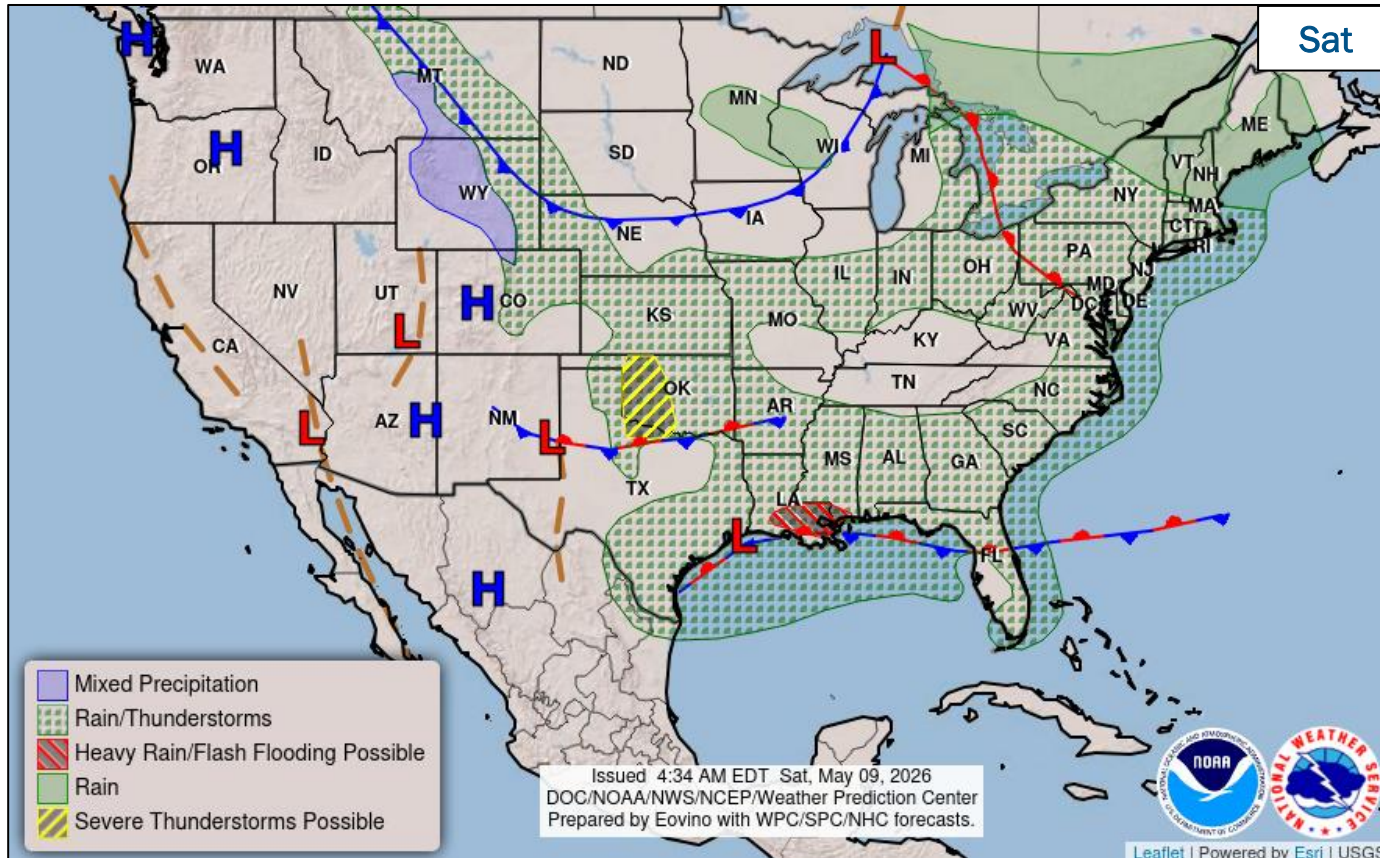
Event Monitoring

- No new significant events



FEMA

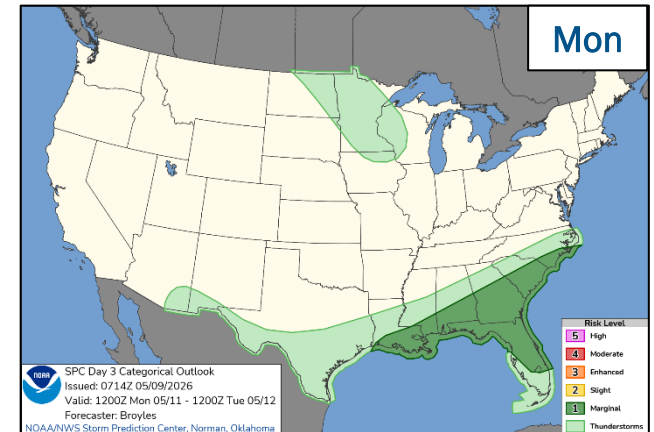
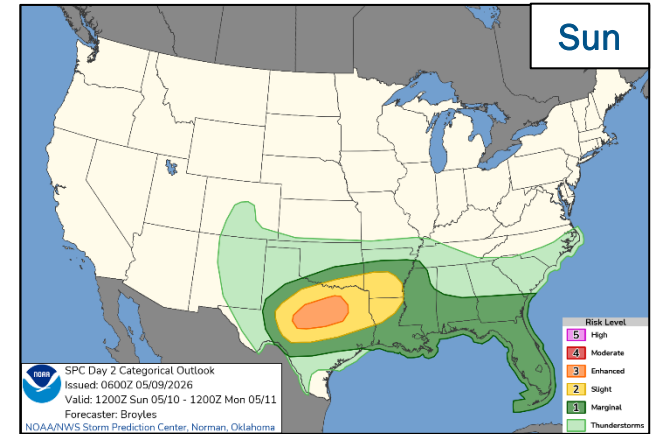
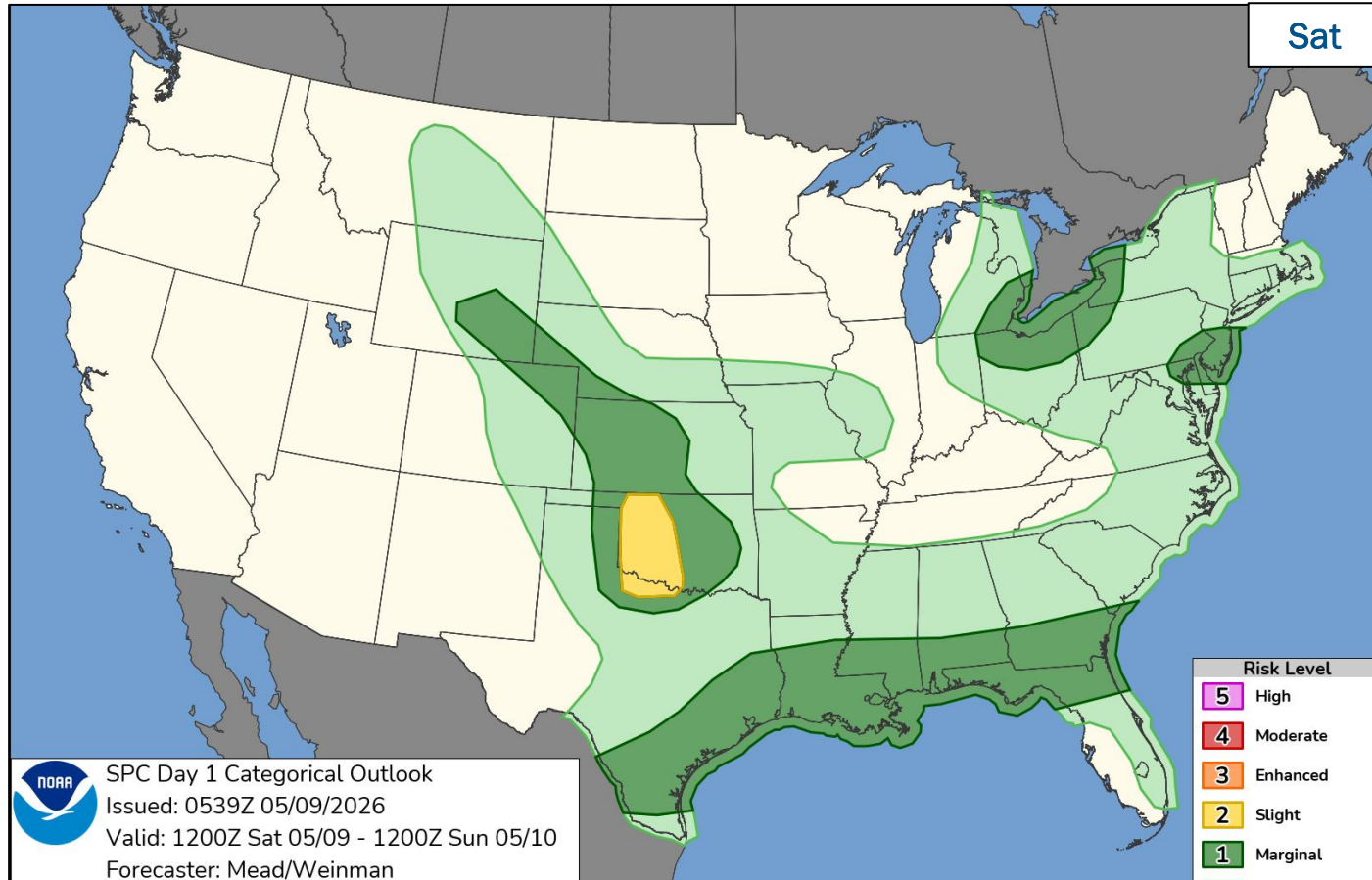
National Weather Forecast



FEMA

National Watch Center

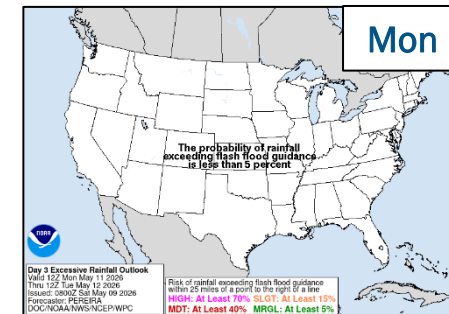
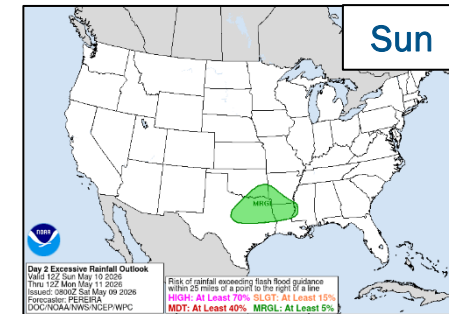
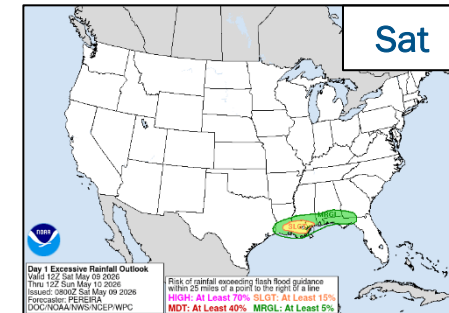
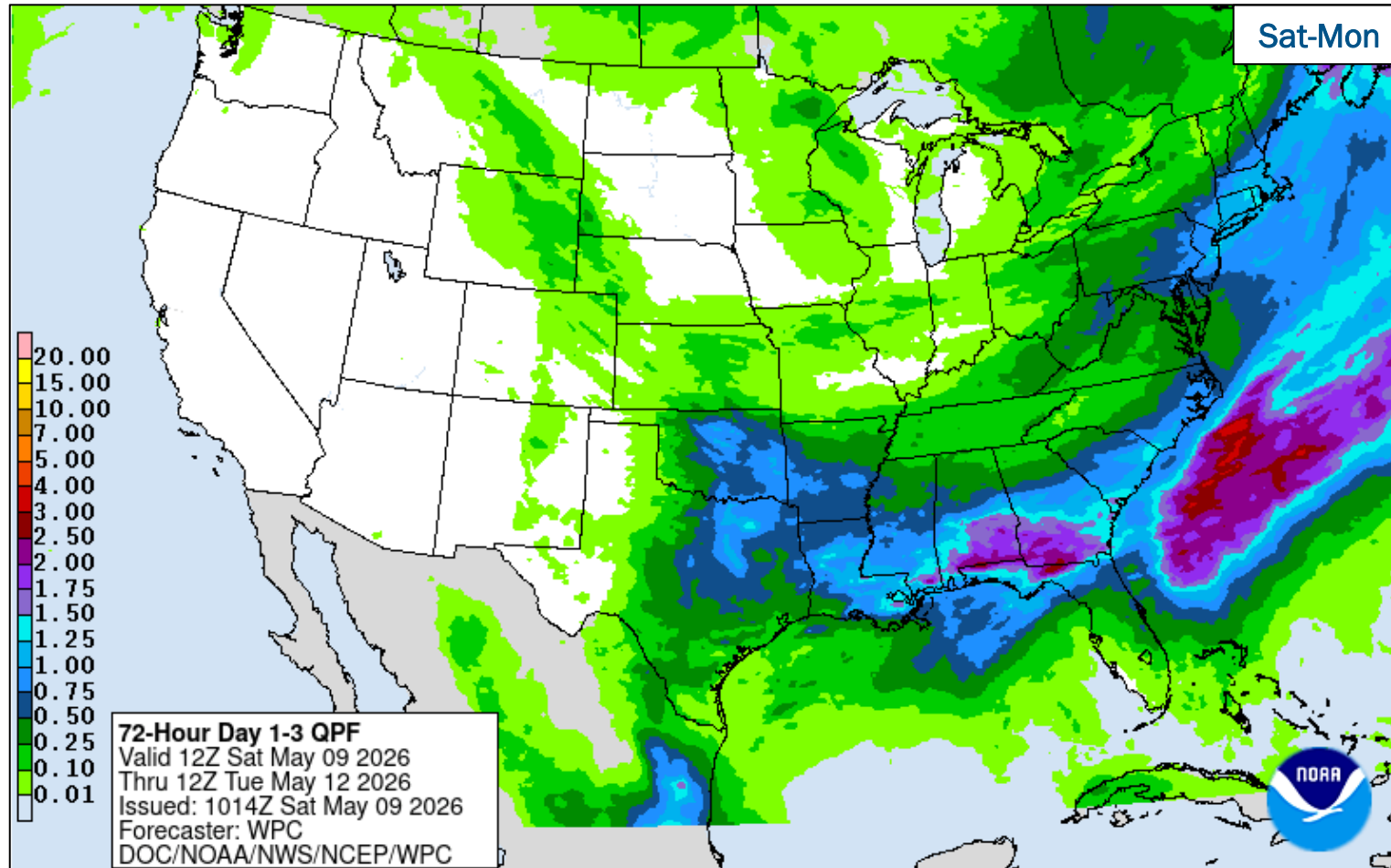
Severe Weather Outlook



FEMA

National Watch Center

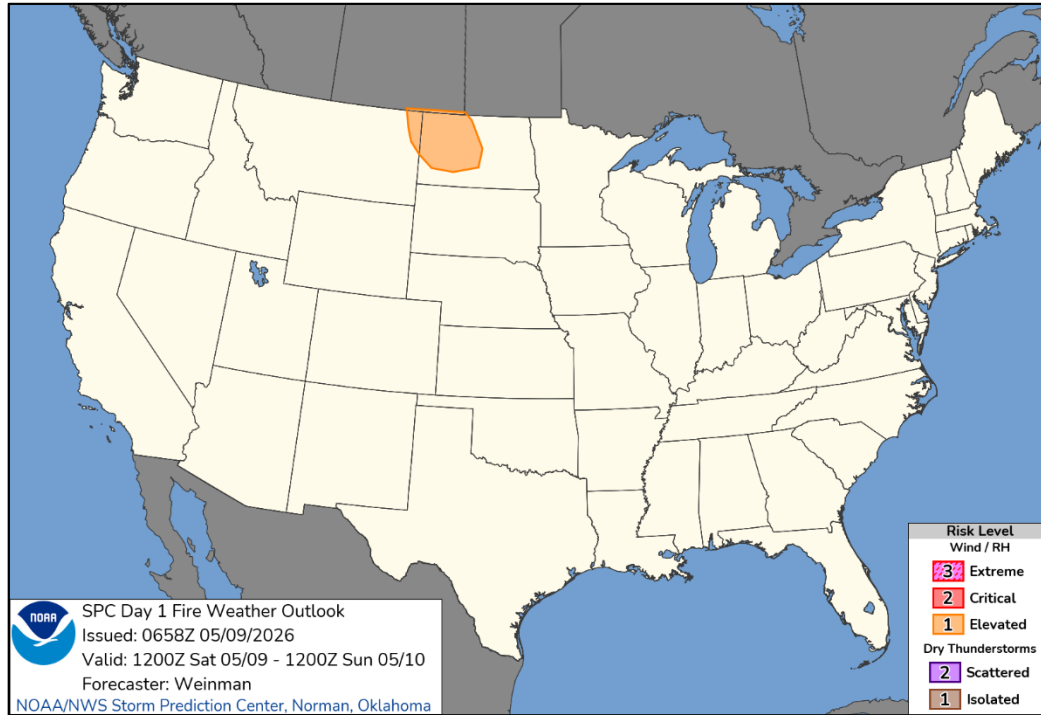
Precipitation & Excessive Rainfall



FEMA

National Watch Center

Fire Weather Outlook



Today



Tomorrow



FEMA

National Watch Center

National Fire Activity – May 9, 2026

PL 2

INITIAL ATTACK ACTIVITY (24-hour period)	LIGHT (73 fires)
New Large Fires	2
Large Fires Contained	1
Uncontained Large Fires	16
Year-to-Date Acres Burned	1,881,436
Total Responders	1,888
Type 1 IMTs Deployed	0
Complex IMTs Deployed	1
FMAGS	Total
2026 (FYTD)	18
2025	75
3 Year Average	53

Preparedness Level: 2

PL 1	Minimal fire activity; many resources available
PL 2	Large wildland fires burning throughout country; resources mobilized from other areas
PL 3	Wildfire activity ongoing throughout 25% of country; National Interagency Coordination Center (NICC) sets priorities, allocates resources, and mobilizes assets at national level
PL 4	High levels of fire activity and areas are competing for firefighting resources; 60% of the nation's wildland firefighting resources committed
PL 5	Extremely high levels of fire activity; 80% of nation's firefighting resources committed



FEMA Common Operating Picture

13 Joint Field Offices **Supporting** **27** + **6** Major Disasters **Emergency** Declarations **5** Direct Housing Missions **3** RSF-Supported Disasters **6** Joint Recovery Offices

Saturday
May 9, 2026
8:30 a.m. ET

FEMA HQ	
NWC	NRCC
Monitoring	Steady State
FEMA REGIONS	
Watch	RRCC
Monitoring	R1 Rostered
Monitoring	R2 Rostered
Monitoring	R3 Rostered
Monitoring	R4 Rostered
Monitoring	R5 Rostered
Monitoring	R6 Rostered
Monitoring	R7 Rostered
Monitoring	R8 Rostered
Monitoring	R9 Rostered
Monitoring	R10 Rostered

N-IMATs	
2-5 Teams Available	
Red	MP (Apr 26)
White	AL (May 3)
Blue	
Gold	AL (May 3)
HS	AL (May 3)

R-IMATs	
≥ 7 Teams Available	
R1	
R2	
R3	2
R4 (1)	
R4 (2)	3
R5	
R6 (1)	
R6 (2)	1
R7	MO (Feb 15)
R8	
R9 (1)	HI (Apr 8)
R9 (2)	MP (Apr 18)
R10	WA (Apr 15)

Notes:

NRCC/RWCs/RRCCs:

- R5 RWC: Staffing (Day shift Only)

IMATs:

- N-IMAT White/Gold/HS: Training (FMC)

State EOCs:

- DC: Potomac Interceptor
- FL: Previous Incidents
- GA/TX: Wildfires
- AL/HI/MS: Severe Weather
- GU/MP: TC Sinlaku
- MI/WI: Severe Weather/Flooding
- AK: River Watch and Flood Operations

Surge Capacity Force	
Rostered	Deployed
7,688	0

REGIONAL BREAKDOWN				
	JFO	DR	EM	JRO
R1	0	0	0	0
R2	0	0	0	2
R3	2	1	1	0
R4	3	11	1	1
R5	0	0	0	0
R6	4	4	2	3
R7	0	0	0	0
R8	1	4	0	0
R9	0	2	2	0
R10	3	5	0	0

Alaska

Ice Jam Flooding Threat

Commonwealth of Northern Mariana Islands

Heat Advisory

Guam

Excessive Heat

American Samoa

CNMI

DR-4910-MP

- MERS (4)
- N-IMAT Red
- R9 IMAT-2

Guam

EM-3644-GU

- ISB Delta
- MERS (2)

Hawaii

Oahu, HI

DR-4909-HI

- R9 IMAT-1

Camp Murray, WA

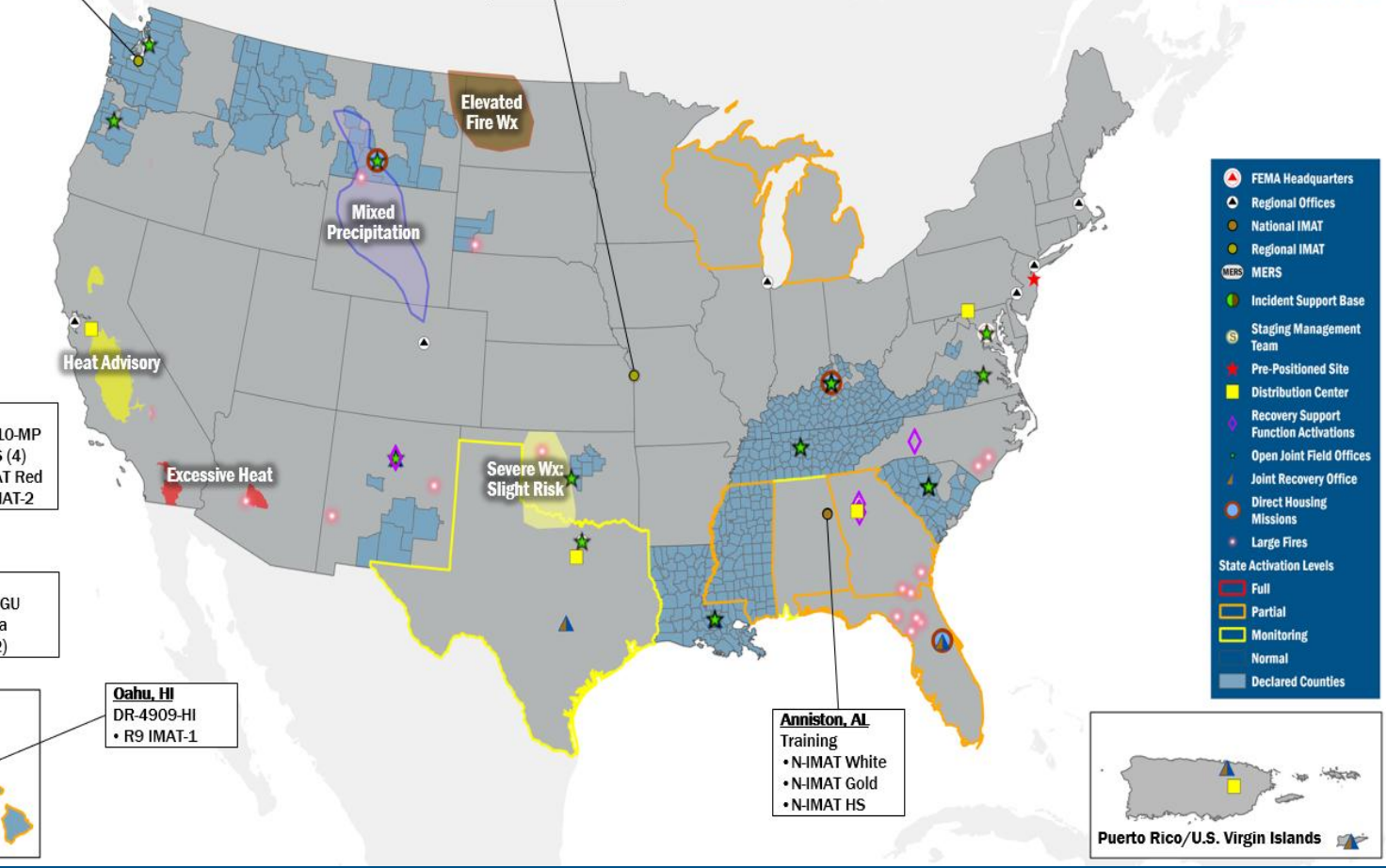
DR-4906-WA

- R10 IMAT

Kansas City, MO

DR-4872-MO

- R7 IMAT



Legend

- FEMA Headquarters
- Regional Offices
- National IMAT
- Regional IMAT
- MERS
- Incident Support Base
- Staging Management Team
- Pre-Positioned Site
- Distribution Center
- Recovery Support Function Activations
- Open Joint Field Offices
- Joint Recovery Office
- Direct Housing Missions
- Large Fires

State Activation Levels

- Full
- Partial
- Monitoring
- Normal
- Declared Counties

Puerto Rico/U.S. Virgin Islands

Anniston, AL

Training

- N-IMAT White
- N-IMAT Gold
- N-IMAT HS

IM Workforce

11,082 (+1) Assigned
4,183 (+4) Unavailable
3,341 (-4) Deployed

32% / 3,558 (+1) Available

IM Cadre Availability

11 (-1) Cadres ≤ 25% Availability

Alternative Dispute Resolution: 24% (7/29); Civil Rights: 18% (17/93); Disability Integration: 0% (0/16); External Affairs: 18% (47/262); Environmental Planning and Historic Preservation: 10% (62/622); Field Leadership: 10% (12/116); Hazard Mitigation: 10% (75/751); Public Assistance: 24% (458/1,941); Planning: 14% (48/342); Safety: 18% (15/85); Security: 18% (20/110)

MERS

≥ 66%

36 Assigned
7 Unavailable
6 Deployed

23 Available

US&R

≥ 66%

28 Assigned
0 Unavailable
0 Deployed

28 Available

FCO

≥ 4 Type I

35 Assigned
3 Unavailable
23 (14 FCOR) Deployed

9 Available

Joint Preliminary Damage Assessments

Region	State / Location	Event	IA	Number of Counties		Start - End
			PA	Requested	Complete	
R5	WI	Severe Storms, Tornadoes, and Flooding Apr 13-23	IA	22	22 (+22)	4/30 - 5/8
			PA	19	0	5/11 - TBD
	MI	Severe Storms, Tornadoes, and Flooding Apr 10	IA	44	0	5/11 - TBD
			PA	44	0	5/11 - TBD
R7	MO	Severe Storms Apr 23-28	IA	6	0	5/12 - TBD
			PA	7	0	5/12 - TBD
R9	GU	Super Typhoon Sinlaku Apr 11-17	IA	0	0	N/A
			PA	1	0	5/4 - TBD



FEMA

Declaration Request – Nebraska

Declaration Type: Major Disaster Declaration – NE

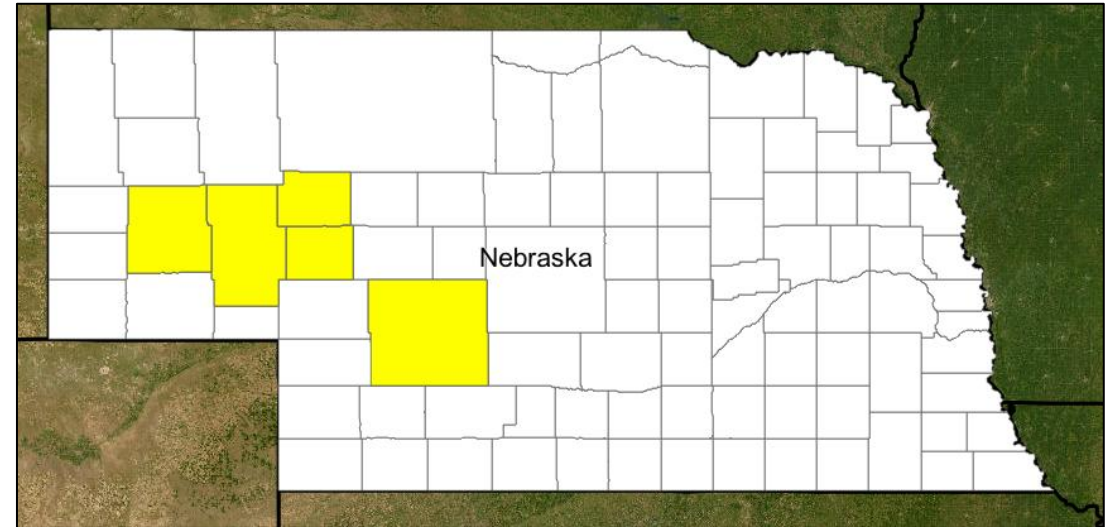
Date Requested: May 8

Incident: Wildfires

Incident Period: Mar 12-Apr 2

Requested:

- **PA:** 5 counties
- **Hazard Mitigation:** Statewide



■ PA



FEMA

Declaration Requests in Process – 23

State / Tribe / Territory – Incident Description	Type	IA	PA	HM	Requested
AZ – Severe Storms and Flooding – Appeal	DR		X	X	Oct 24
SCA ¹ – Severe Storms and Flooding	DR	X	X	X	Nov 26
SCA ¹ – Severe Storms and Flooding	DR	X	X	X	Dec 15
NVK ² – Severe Storms, Flooding, and Remnants of Typhoon Halong	DR		X	X	Jan 11
KY – Severe Winter Storm	DR		X	X	Feb 5
FPA & ST ³ – Severe Storm and Straight-Line Winds	DR	X		X	Feb 11
CTM ⁴ – Straight-Line Winds	DR	X		X	Feb 12
FBIC ⁵ – Severe Storms and Straight-Line Winds	DR	X		X	Feb 13
GA – Severe Winter Storm	DR		X	X	Mar 12
CN ⁶ – Severe Winter Storm	DR		X	X	Mar 18
DE – Severe Winter Storm	DR		X	X	Mar 23
NY – Severe Winter Storm	DR		X	X	Mar 25
MI – Severe Storm and Tornadoes	DR	X		X	Apr 1
HI – Severe Storms, Flooding, Landslides, and Mudslides	EM	X	X		Apr 7

¹San Carlos Apache Tribe / ²Native Village of Kipnuk / ³Fort Peck Assiniboine & Sioux Tribes / ⁴Crow Tribe of Montana / ⁵Fort Belknap Indian Community / ⁶Chickasaw Nation



FEMA

National Watch Center

Declaration Requests in Process – 23 (cont'd)

State / Tribe / Territory – Incident Description	Type	IA	PA	HM	Requested
NJ – Severe Winter Storm	DR		X	X	Apr 7
MA – Severe Winter Storm and Snowstorm	DR		X	X	Apr 7
RI – Severe Winter Storm and Snowstorm	DR		X	X	Apr 7
NVA ⁷ – Severe Winter Storm	DR	X	X	X	Apr 16
ID – Severe Storms, Straight-line Winds, Flooding, Landslides, and Mudslides	DR		X	X	Apr 14
MWT ⁸ – Severe Winter Storm and Snowstorm	DR		X	X	Apr 22
PoA ⁹ – Severe Storms and Flooding – Appeal	DR		X	X	Apr 23
LLBO ¹⁰ – Fire – Appeal	DR		X	X	Apr 24
NE – Wildfires	DR		X	X	May 8

⁷Native Village of Ambler / ⁸Mashpee Wampanoag Tribe / ⁹Pueblo of Acoma / ¹⁰Leech Lake Band of Ojibwe



FEMA



FEMA

Helping people before, during, and after disasters.



Scan to subscribe to this briefing.