

FEMA National Watch Center

Daily Operations Briefing

Monday, January 27, 2025

8:30 a.m. ET



FEMA

National Current Ops / Monitoring

New Significant Incidents / Ongoing Ops

- No significant incidents / operations

Hazard Monitoring

- Mixed Precipitation– California to the Central Plains
- Heavy Snow – California

Disaster Declaration Activity

- No new declaration activity

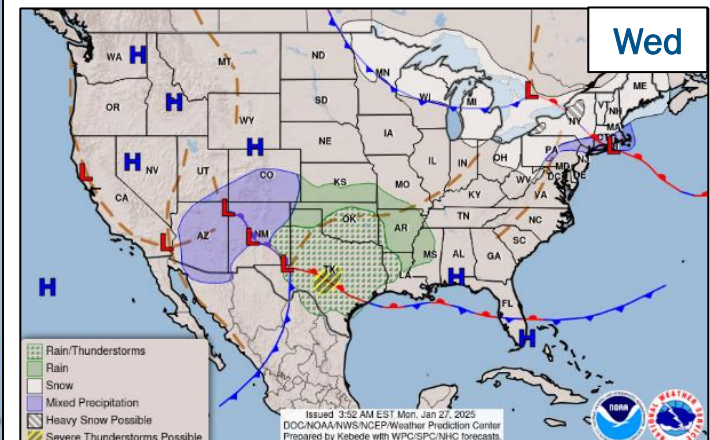
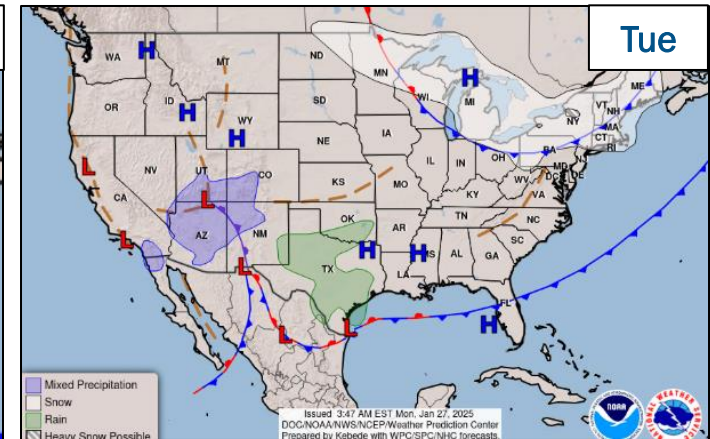
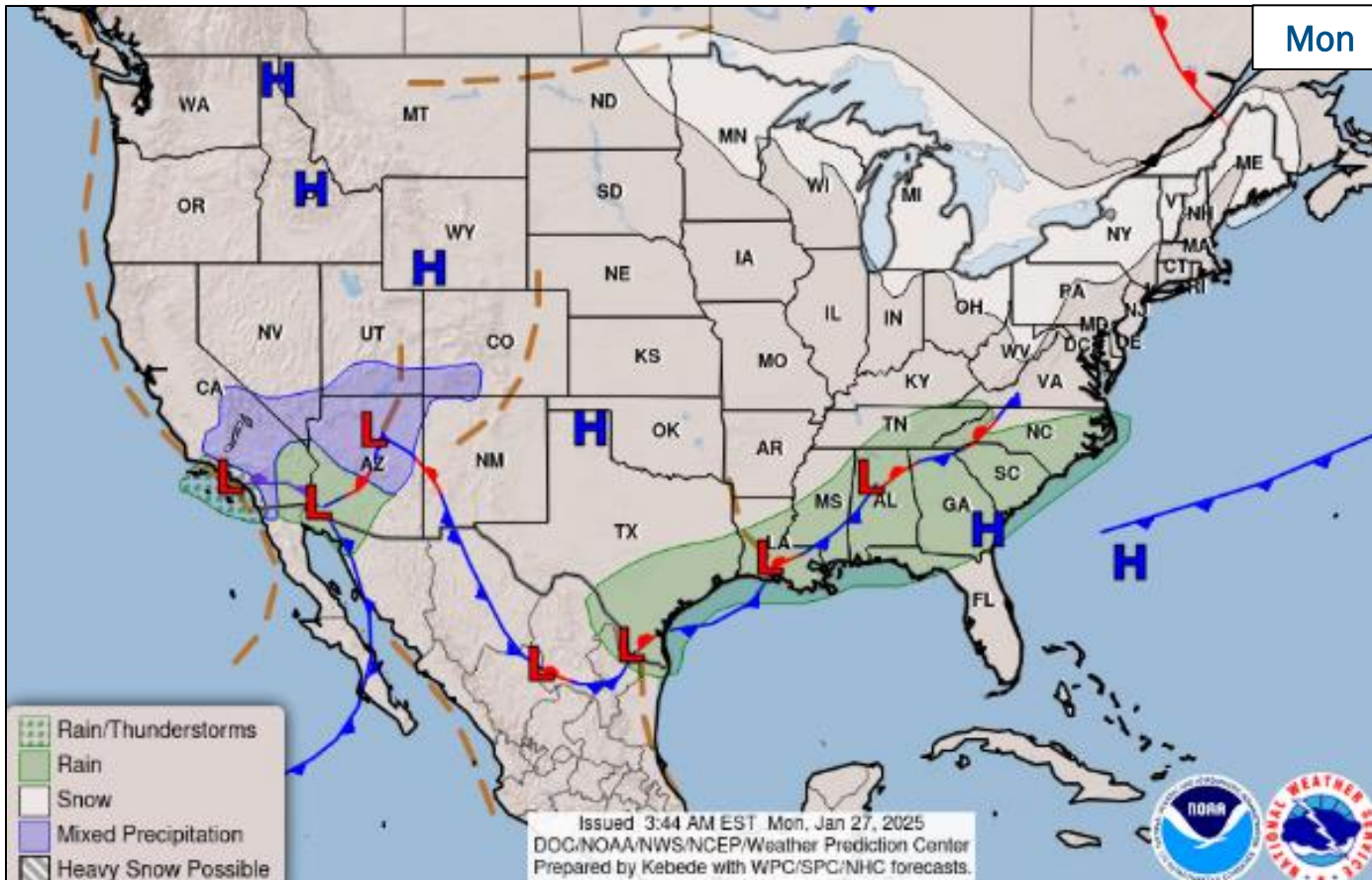
Event Monitoring

- No significant events



FEMA

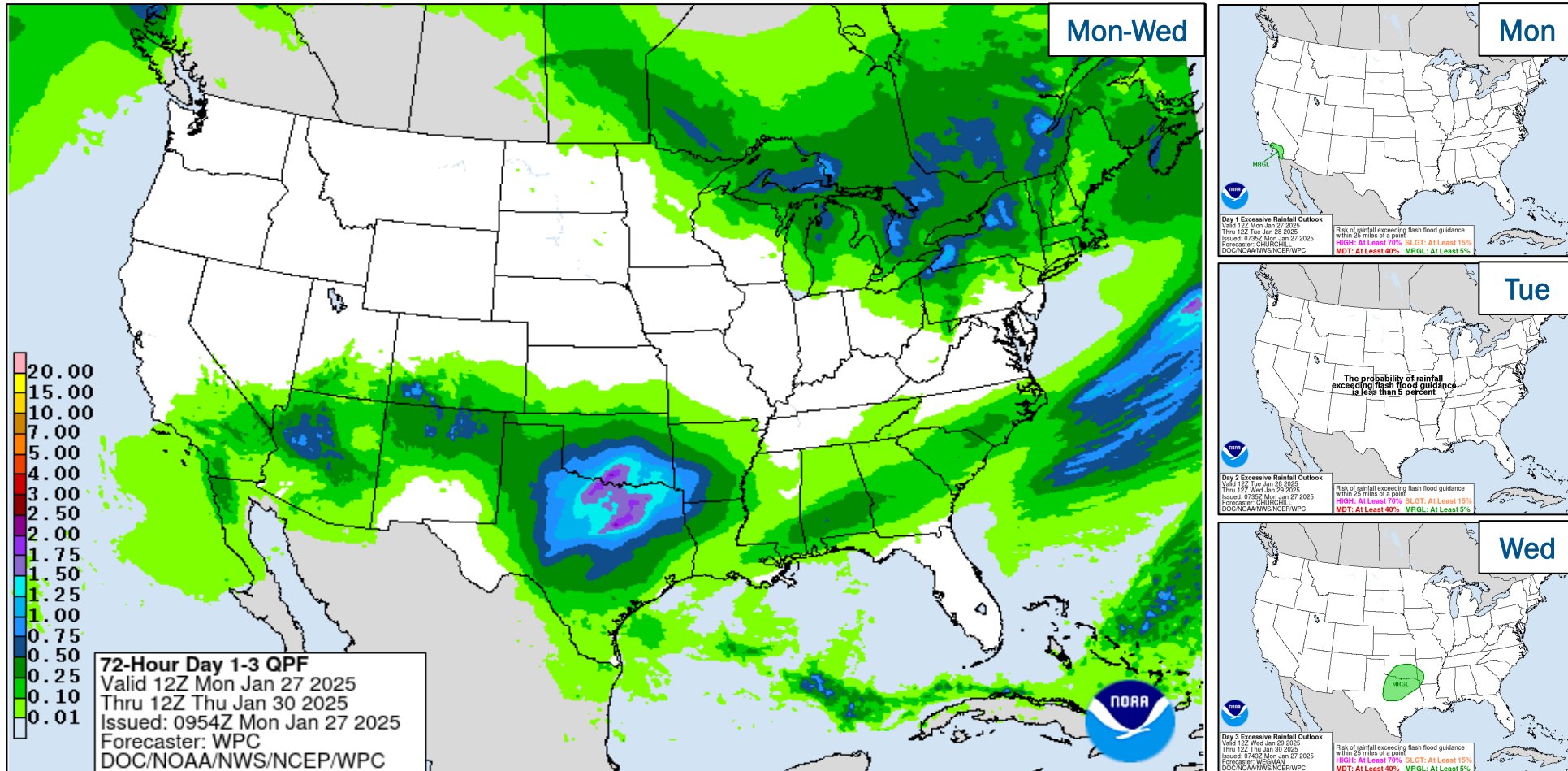
National Weather Forecast



FEMA

National Watch Center

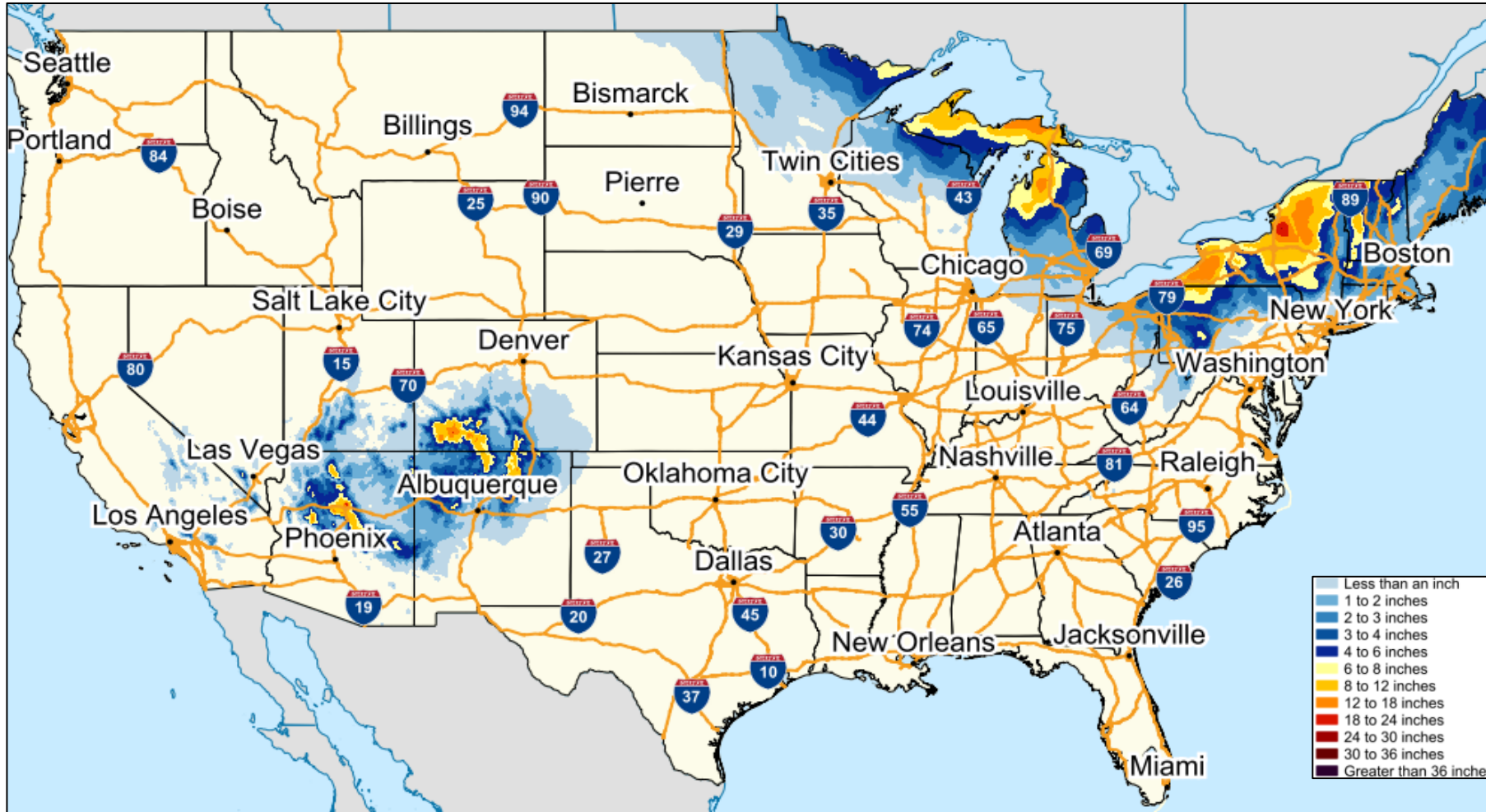
Precipitation & Excessive Rainfall



FEMA

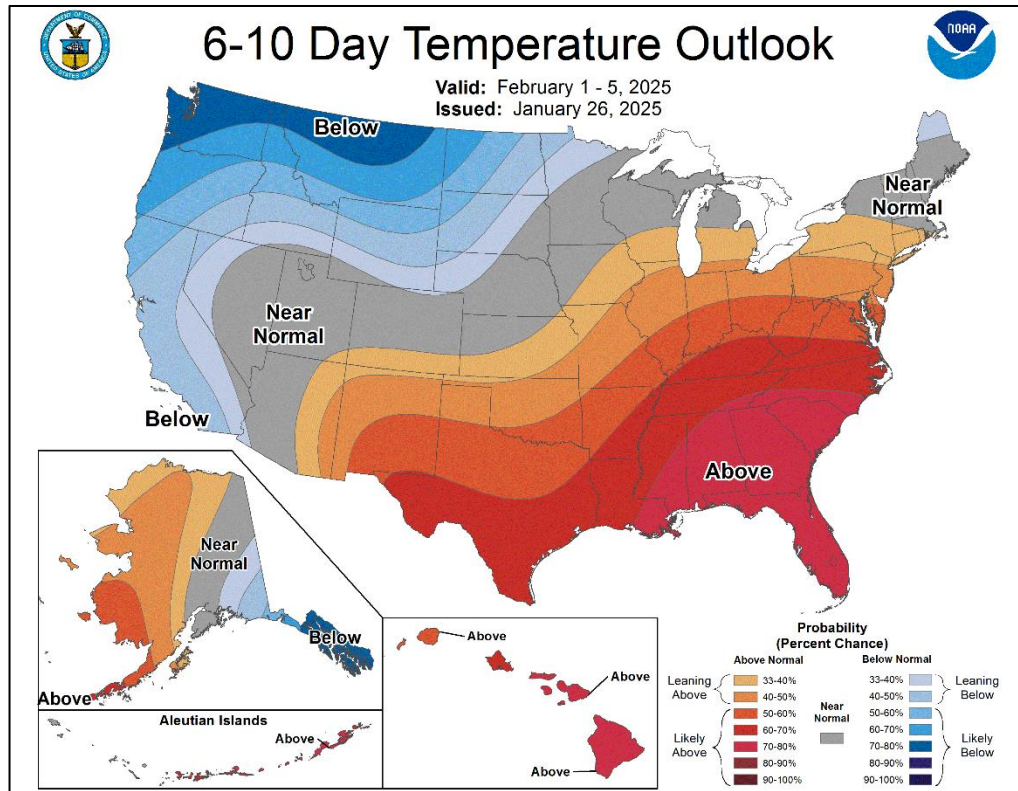
National Watch Center

Snowfall Forecast

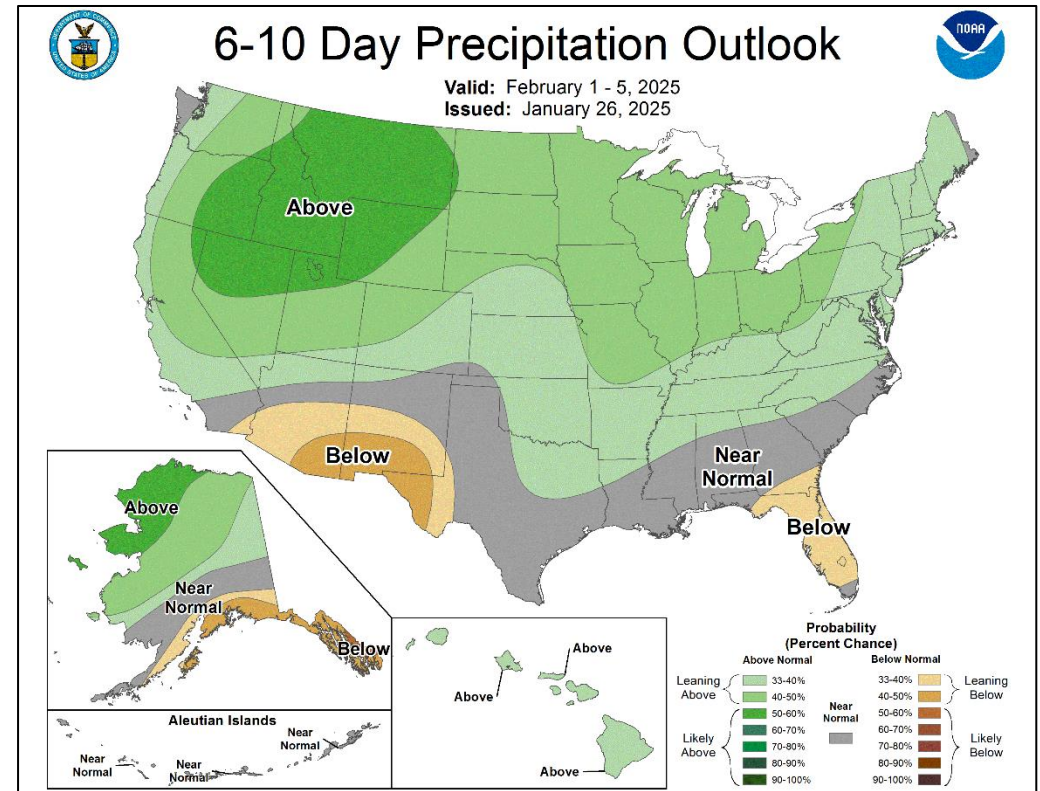


FEMA

Long Range Outlooks – Feb 1-5



6-10 Day Temperature Probability



6-10 Day Precipitation Probability



FEMA

National Watch Center

Wildfire Summary

Fire Name (County, ST)	FMAG #	Acres Burned	Percent Contained	Evacuations	Structures (Homes / Other)			Fatalities / Injuries
					Threatened	Damaged	Destroyed	
Palisades (Los Angeles, CA) FINAL	5549-FM-CA	23,448	90% (+5)	M: 24,600	H: 12,317	H: 852 (+3)	H: 5,561 (+7)	11 / 4
				V: 0	O: 0	O: 160 (+3)	O: 1,275 (+2)	

(Evacuations: M = Mandatory / V = Voluntary; Structures: H = Homes and Mixed Commercial/Residential / O = Non-residential Commercial/Other Minor Structures)



FEMA

FEMA Common Operating Picture

32 + 4 Joint Field Offices / Virtual Joint Field Offices Supporting
108 + 10 Major Disasters / Emergency Declarations
16 Direct Housing Missions
28 RSF-Supported Disasters
6 Joint Recovery Offices

Monday
 January 27, 2025
 8:30 a.m. ET

FEMA HQ	
NWC	NRCC
Monitoring	Steady State
FEMA REGIONS	
Watch	RRCC
Monitoring	I Rostered
Monitoring	II Rostered
Monitoring	III Rostered
Monitoring	IV Rostered
Monitoring	V Rostered
Monitoring	VI Rostered
Monitoring	VII Rostered
Monitoring	VIII Rostered
Monitoring	IX Rostered
Monitoring	X Rostered

N-IMATs	
2-5 Teams Available	
Red	
White	NC (Sep 30)
Blue	
Gold	
HS	

R-IMATs	
≥ 7 Teams Available	
I	VT (Jan 6)
II	USVI (Oct 30)
III	
IV-1	GA (Oct 5)
IV-2	
V	
VI-1	
VI-2	3/Personnel
VII	2/Personnel
VIII	SD (Nov 18)
IX-1	CA (Jan 8)
IX-2	AZ (Oct 8)
X	1

Notes:

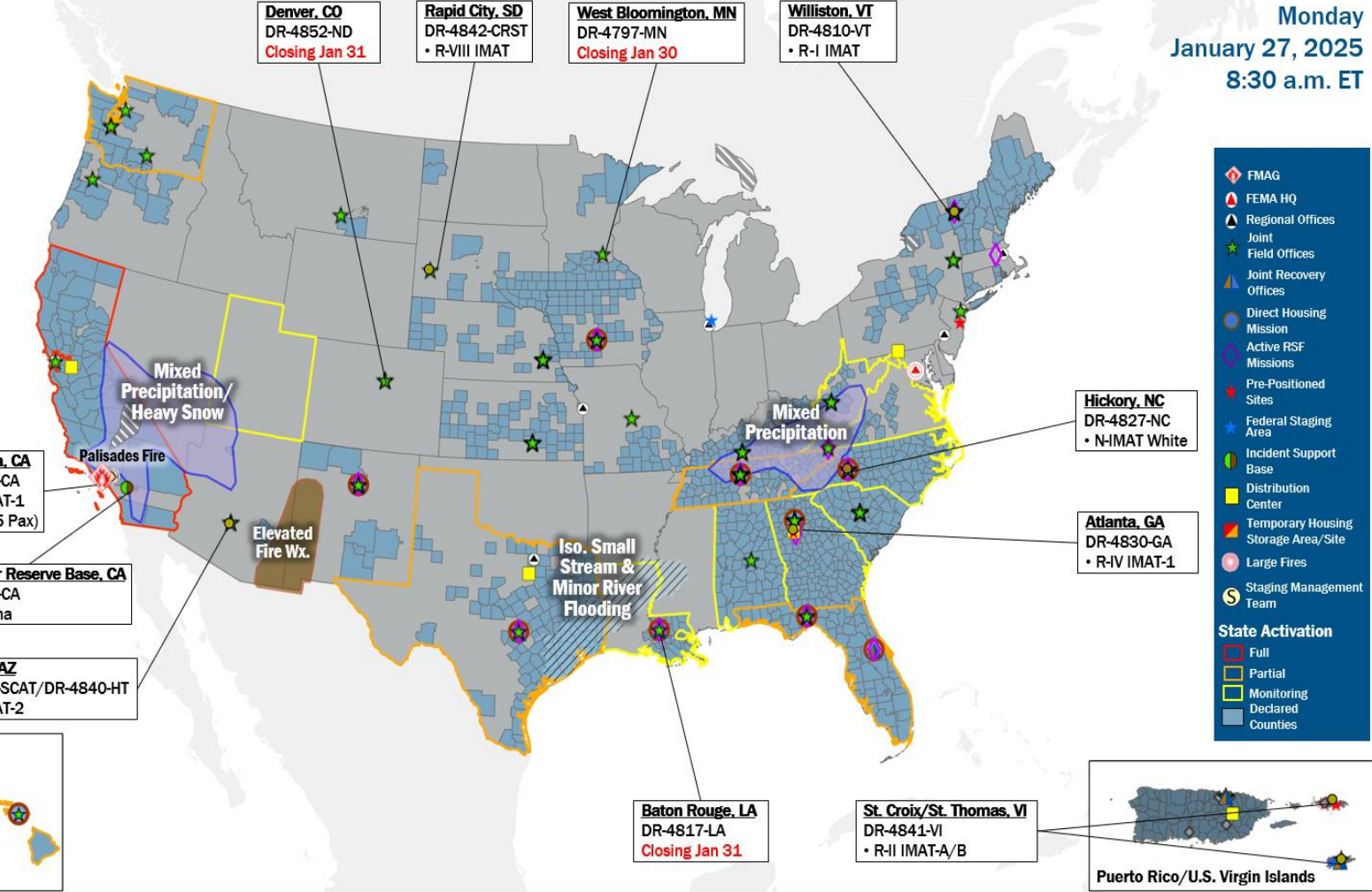
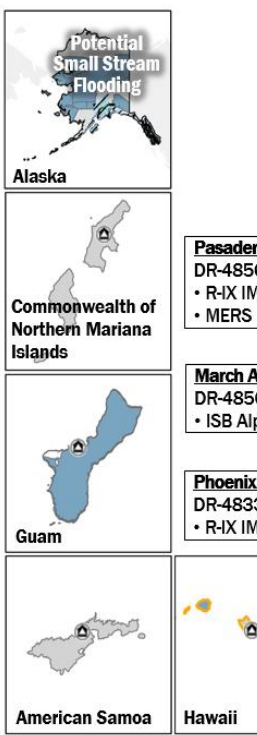
NRCC/RWCs/RRCCs:
 • N/A

State EOCs:
 • HI/CA/UT/WA: Wildfires
 • WV/VA/GA/
 • TN/TX/LA/AL/FL/NC: Winter Weather
 • NC/VA: TC Helene

Volunteer Force	
Rostered	Deployed
7,860	0
Surge Capacity Force	
Rostered	Deployed
9,002	12

Fully Mission Capable (FMC)
 Partially Mission Capable (PMC)
 Not Mission Capable (NMC)
 Deployed

REGIONAL BREAKDOWN				
	JFO/VJFO	DR	EM	JRO
I	3/0	18	2	0
II	3/1	8	0	2
III	2/0	6	1	0
IV	7/0	28	7	1
V	1/0	1	0	0
VI	3/0	6	0	3
VII	4/0	14	0	0
VIII	2/1	4	0	0
IX	3/1	9	0	0
X	4/1	14	0	0



Legend:

- FMAG
- FEMA HQ
- Regional Offices
- Joint Field Offices
- Joint Recovery Offices
- Direct Housing Mission
- Active RSF Missions
- Pre-Positioned Sites
- Federal Staging Area
- Incident Support Base
- Distribution Center
- Temporary Housing Storage Area/Site
- Large Fires
- Staging Management Team

State Activation

- Full
- Partial
- Monitoring
- Declared
- Counties

IM Workforce

14,430 (+1) Assigned
 4,855 (-21) Unavailable
 7,108 (-10) Deployed

17% / 2,467 (+32) Available

IM Cadre Availability

16 Cadres ≤ 25% Availability

Disability Integration: 23% (9/40); External Affairs: 19% (104/547); Environmental Planning and Historic Preservation: 15% (126/866); Field Leadership: 11% (17/150); Financial Management: 25% (58/235); Hazard Mitigation: 9% (106/1,226); Human Resources: 14% (26/187); Individual Assistance: 12% (337/2,746); Interagency Recovery Coordination: 23% (78/335); Information Technology: 16% (116/715); Logistics: 7% (112/1,676); Operations: 19% (70/370); Public Assistance: 13% (300/2,309); Planning: 8% (35/465); Safety: 14% (13/95); Security: 10% (14/138)

MERS

≥ 66%

36 Assigned
 0 Unavailable
 1 Deployed

35 Available

US&R

≥ 66%

28 Assigned
 6 Unavailable
 0 Deployed

22 Available

FCO

≤ 1 Type I

55 Assigned
 7 Unavailable
 47 (29 FCO) Deployed

1 Available

Joint Preliminary Damage Assessments

Region	State / Location	Incident	IA	Number of Counties		Start - End
			PA	Requested	Complete	
IV	KY	Winter Storm Jan 4 and continuing	IA	0	0	N/A
			PA	100	30	1/17 - TBD



FEMA

Declaration Requests in Process – 6

State / Tribe / Territory – Incident Description	Type	IA	PA	HM	Requested
NY – Severe Storms, Tornadoes, Straight-line Winds, and Flooding	EM		X		Jul 20
CA – Park and Borel Fires (Appeal)	DR	X	X	X	Dec 2
OK – Severe Storms, Straight-line Winds, Tornadoes, and Flooding	DR	X		X	Dec 20
LA – Terrorist Attack	EM	X	X		Jan 2
WI – Lack of Snow (SBA) Economic Injury Loan	DR	X			Jan 13
WA – Severe Storms, Straight-line Winds, Flooding, Landslides, and Mudslides	DR		X	X	Jan 14



FEMA



FEMA

Helping people before, during, and after disasters.



Scan to subscribe to this briefing.