

FEMA National Watch Center

# Daily Operations Briefing

Sunday, January 26, 2025

8:30 a.m. ET



**FEMA**

# National Current Ops / Monitoring

---

## New Significant Incidents / Ongoing Ops

- No significant incidents / operations

## Hazard Monitoring

- Elevated Fire Weather – Arizona and New Mexico
- Heavy Rain/Flash Flooding – southern California
- Heavy Snow – California, Nevada and New York

## Disaster Declaration Activity

- No new declaration activity

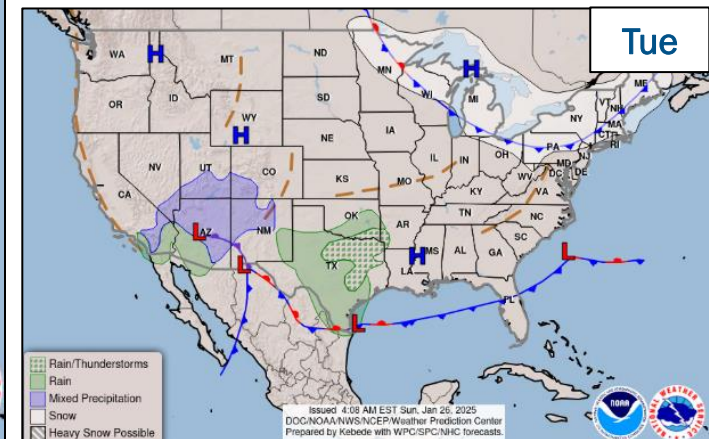
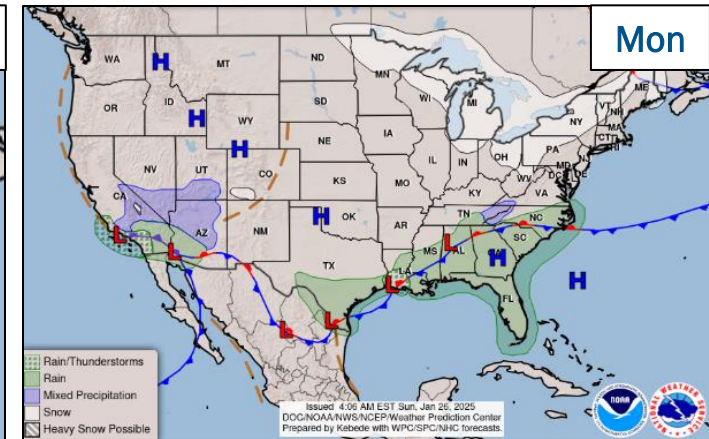
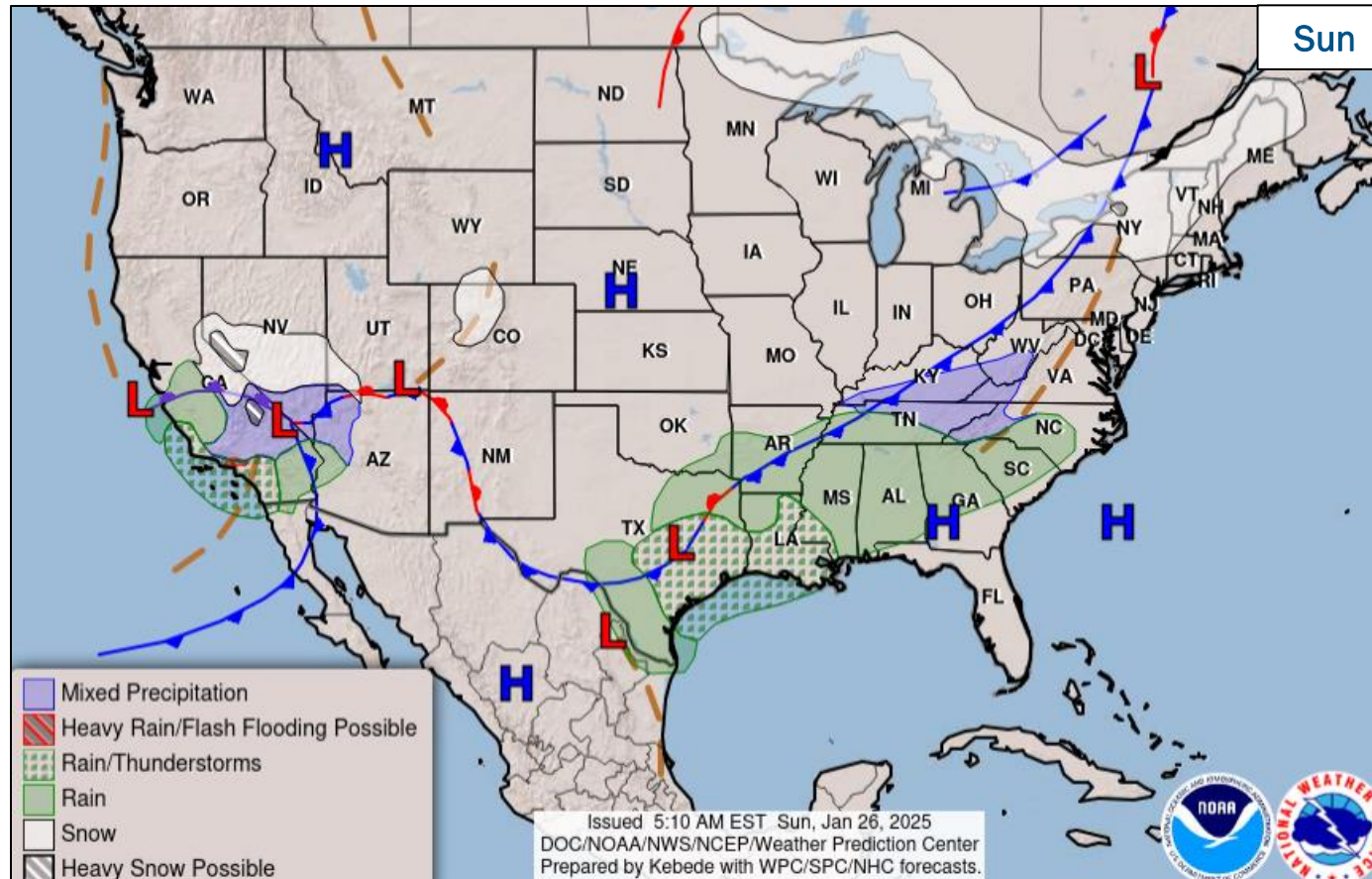
## Event Monitoring

- No significant events



**FEMA**

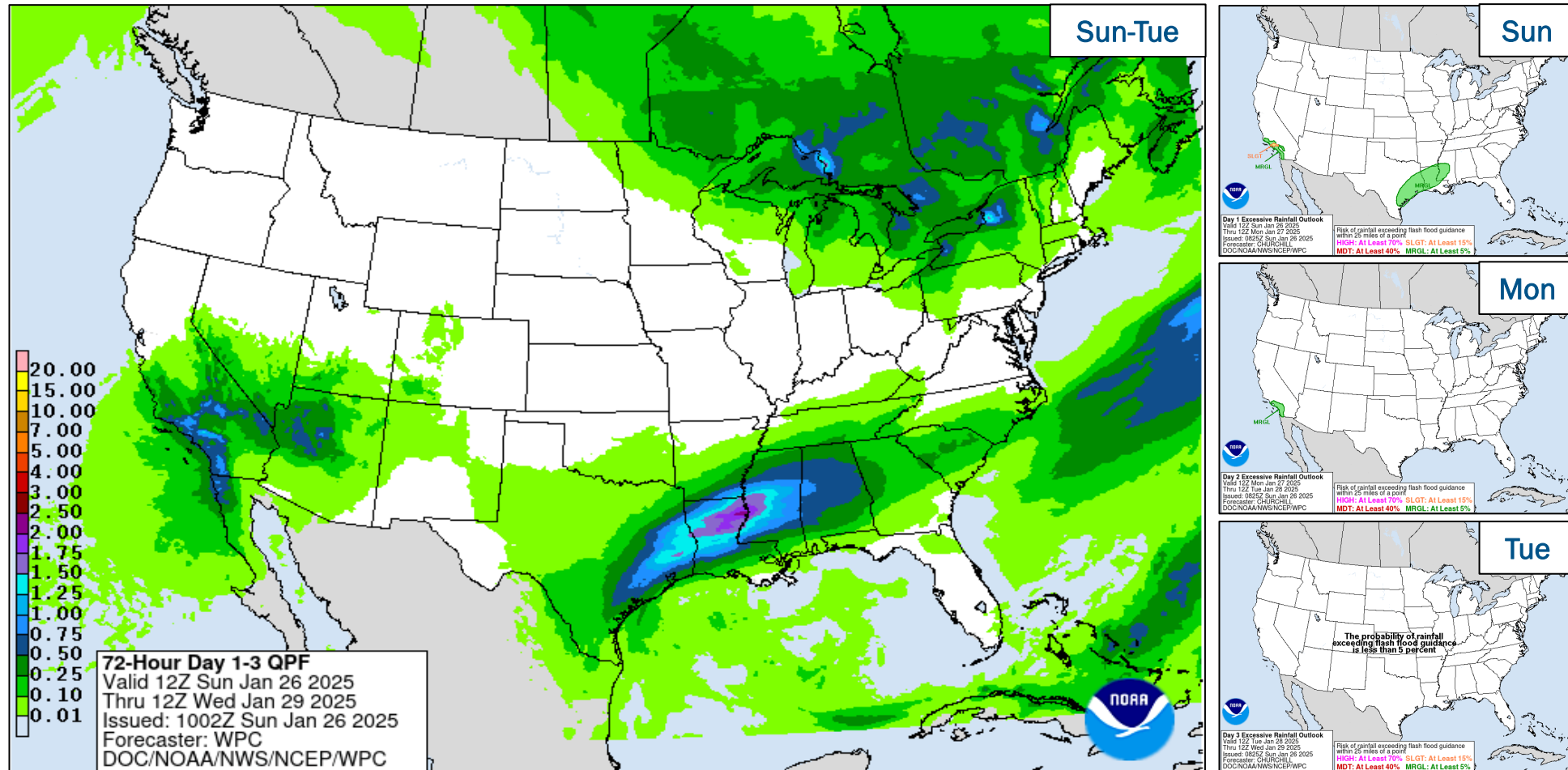
# National Weather Forecast



FEMA

National Watch Center

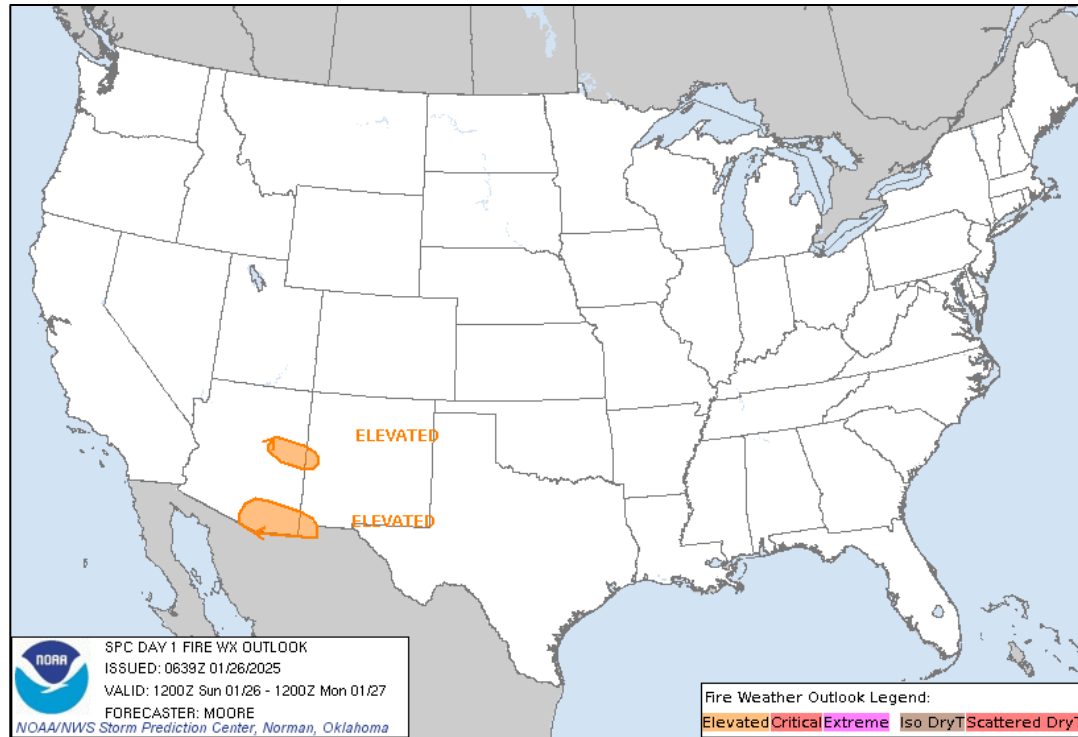
# Precipitation & Excessive Rainfall



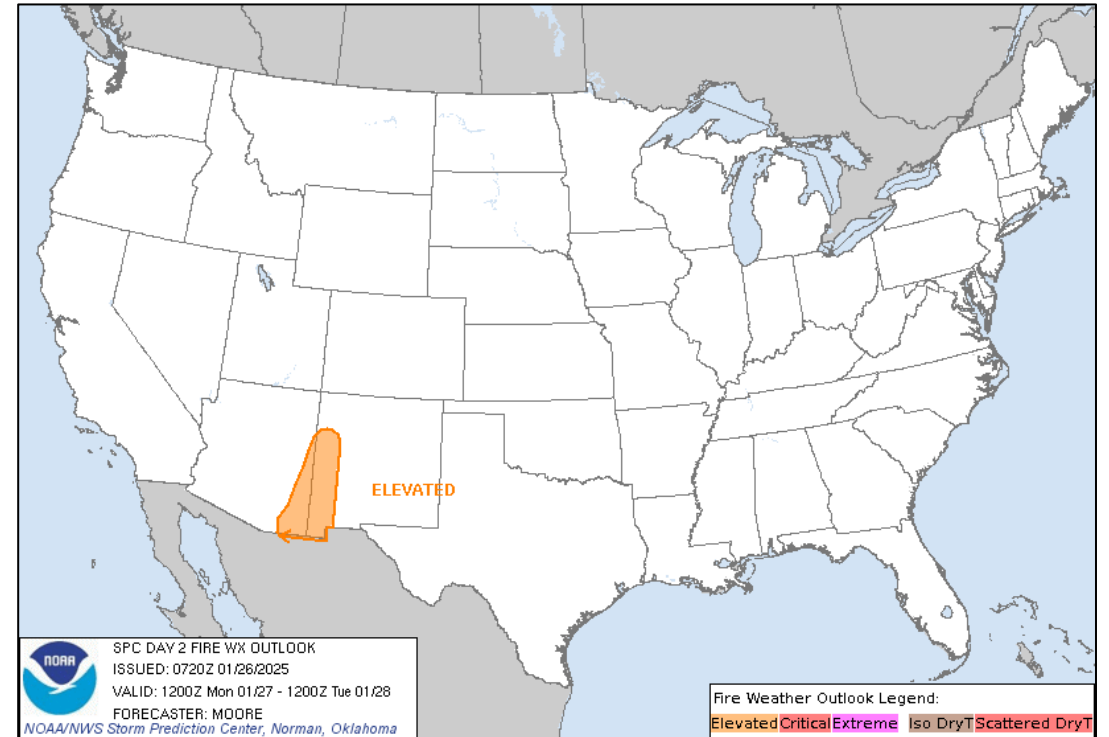
FEMA

National Watch Center

# Fire Weather Outlook



Today



Tomorrow



FEMA

National Watch Center

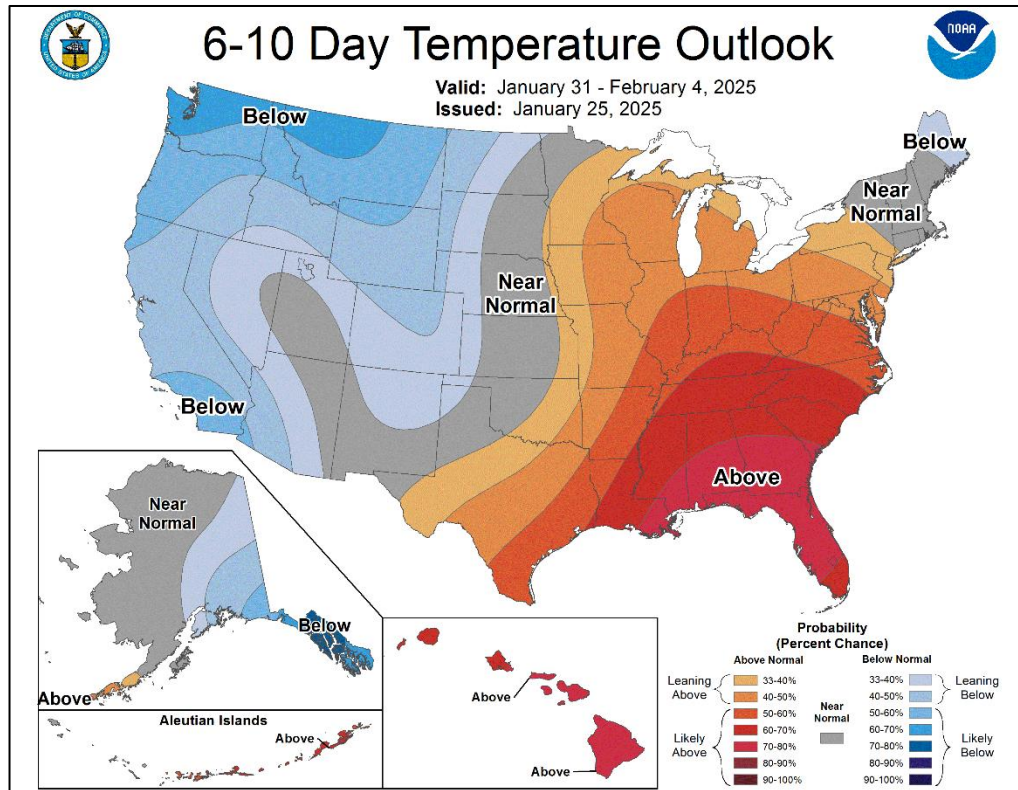


# Snowfall Forecast

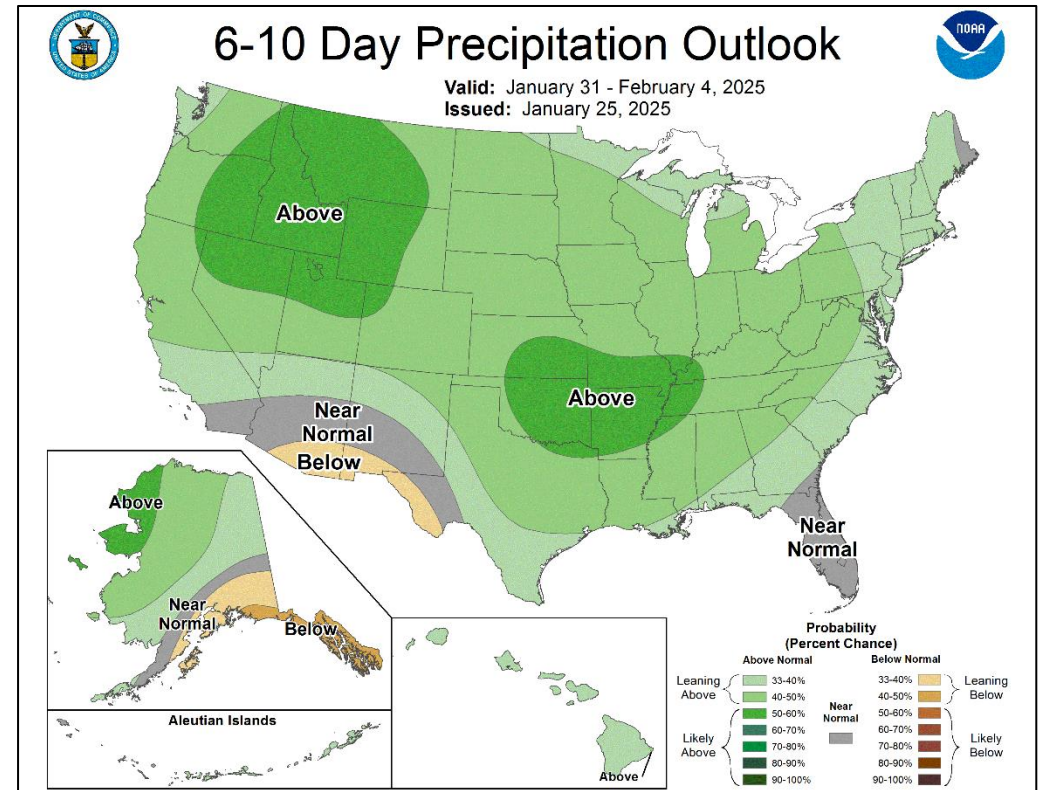


FEMA

# Long Range Outlooks – Jan 31 - Feb 4



6-10 Day Temperature Probability



6-10 Day Precipitation Probability



FEMA

National Watch Center

# Wildfire Summary

Fire Name (County, ST)	FMAG #	Acres Burned	Percent Contained	Evacuations	Structures (Homes / Other)			Fatalities / Injuries
					Threatened	Damaged	Destroyed	
Palisades (Los Angeles, CA)	5549-FM-CA	23,448	85% (+6)	M: 24,600	H: 12,317	H: 849 (+1)	H: 5,554	11 / 4
				V: 0	O: 0	O: 157 (+5)	O: 1,273 (+3)	

(Evacuations: M = Mandatory / V = Voluntary; Structures: H = Homes and Mixed Commercial/Residential / O = Non-residential Commercial/Other Minor Structures)



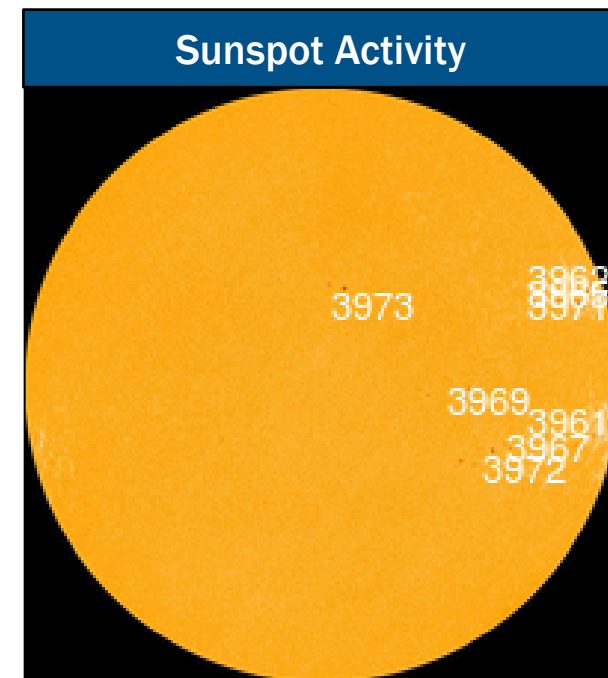
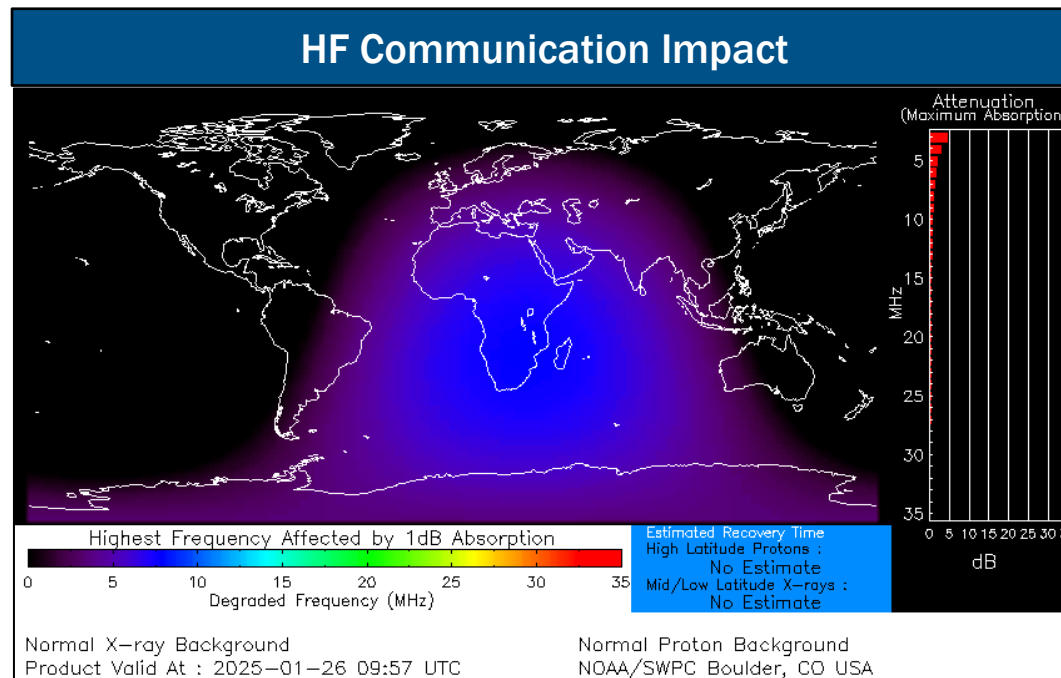
FEMA

National Watch Center



# Space Weather Outlook

Minor	Space Weather Activity	Geomagnetic Storms	Solar Radiation	Radio Blackouts
Past 24 Hours	None	None	None	None
Next 24 Hours	None	None	None	None
For further information on NOAA Space Weather Scales refer to: <a href="http://www.swpc.noaa.gov/noaa-scales-explanation">http://www.swpc.noaa.gov/noaa-scales-explanation</a> For further information on Sunspot Activity refer to: <a href="https://www.swpc.noaa.gov/phenomena/sunspotssolar-cycle">https://www.swpc.noaa.gov/phenomena/sunspotssolar-cycle</a>				



FEMA

National Watch Center

FEMA HQ

NWC

Monitoring

NRCC

Steady State

FEMA REGIONS

Watch

Monitoring

RRCC

Rostered

Notes:

NRCC/RWCs/RRCCs:

• N/A

State EOCs:

• HI/CA/UT: Wildfires

• WV/VA/MD/GA/

• TN/TX/LA/AL/FL/NC:

Winter Weather

• NC/VA: TC Helene

N-IMATs

2-5 Teams Available

Red

White

NC (Sep 30)

Blue

Gold

HS

R-IMATs

≥ 7 Teams Available

I

VT (Jan 6)

II

USVI (Oct 30)

III

IV-1

GA (Oct 5)

IV-2

V

VI-1

VI-2

3/Personnel

VII

2/Personnel

VIII

SD (Nov 18)

IX-1

CA (Jan 8)

IX-2

AZ (Oct 8)

X

1

Fully Mission Capable (FMC)

Partially Mission Capable (PMC)

Not Mission Capable (NMC)

Deployed

REGIONAL BREAKDOWN

	JFO/VJFO	DR	EM	JRO
I	3/0	18	2	0
II	3/1	8	0	2
III	2/0	6	1	0
IV	7/0	28	7	1
V	1/0	1	0	0
VI	3/0	6	0	3
VII	4/0	14	0	0
VIII	2/1	4	0	0
IX	3/1	9	0	0
X	4/1	14	0	0

Potential Small Stream Flooding

Alaska

Commonwealth of Northern Mariana Islands

Guam

American Samoa

Hawaii

Denver, CO

DR-4852-ND

Closing Jan 31

Rapid City, SD

DR-4842-CRST

• R-VIII IMAT

West Bloomington, MN

DR-4797-MN

Closing Jan 30

Williston, VT

DR-4810-VT

• R-I IMAT

Hickory, NC

DR-4827-NC

• N-IMAT White

Atlanta, GA

DR-4830-GA

• R-IV IMAT-1

Baton Rouge, LA

DR-4817-LA

Closing Jan 31

St. Croix/St. Thomas, VI

DR-4841-VI

• R-II IMAT-A/B

Pasadena, CA

DR-4856-CA

• R-IX IMAT-1

• MERS (5 Pax)

March Air Reserve Base, CA

DR-4856-CA

• ISB Alpha

Phoenix, AZ

DR-4833-SCAT/DR-4840-HT

• R-IX IMAT-2

Palisades Fire

Elevated Fire Wx.

Iso. Small Stream & Minor River Flooding

Mixed Precipitation/Heavy Snow

Mixed Precipitation

Legend

FMAG

FEMA HQ

Regional Offices

Joint Field Offices

Joint Recovery Offices

Direct Housing Mission

Active RSF Missions

Pre-Positioned Sites

Federal Staging Area

Incident Support Base

Distribution Center

Temporary Housing Storage Area/Site

Large Fires

Staging Management Team

State Activation

Full

Partial

Monitoring

Declared Counties

IM Workforce

14,429 Assigned

4,876 (-12) Unavailable

7,118 (-39) Deployed

17% / 2,435 (+51) Available

IM Cadre Availability

16 Cadres ≤ 25% Availability

Disability Integration: 23% (9/40); External Affairs: 19% (102/547); Environmental Planning and Historic Preservation: 14% (125/866); Field Leadership: 11% (17/150); Financial Management: 25% (58/235); Hazard Mitigation: 8% (104/1,226); Human Resources: 14% (26/187); Individual Assistance: 12% (331/2,746); Interagency Recovery Coordination: 23% (78/335); Information Technology: 16% (112/715); Logistics: 6% (106/1,676); Operations: 19% (69/369); Public Assistance: 13% (299/2,309); Planning: 7% (34/465); Safety: 14% (13/95); Security: 10% (14/138)

MERS

≥ 66%

36 Assigned

0 Unavailable

1 (-1) Deployed

35 (+1) Available

US&R

≥ 66%

28 Assigned

6 Unavailable

0 Deployed

22 Available

FCO

≤ 1 Type I

55 Assigned

7 Unavailable

47 (29 FCO) Deployed

1 Available

# Joint Preliminary Damage Assessments

Region	State / Location	Incident	IA	Number of Counties		Start – End
			PA	Requested	Complete	
IV	KY	Winter Storm Jan 4 and continuing	IA	0	0	N/A
			PA	100 (+24)	30	1/17 – TBD



FEMA

# Declaration Requests in Process – 6

State / Tribe / Territory – Incident Description	Type	IA	PA	HM	Requested
NY – Severe Storms, Tornadoes, Straight-line Winds, and Flooding	EM		X		Jul 20
CA – Park and Borel Fires (Appeal)	DR	X	X	X	Dec 2
OK – Severe Storms, Straight-line Winds, Tornadoes, and Flooding	DR	X		X	Dec 20
LA – Terrorist Attack	EM	X	X		Jan 2
WI – Lack of Snow (SBA) Economic Injury Loan	DR	X			Jan 13
WA – Severe Storms, Straight-line Winds, Flooding, Landslides, and Mudslides	DR		X	X	Jan 14



**FEMA**



# FEMA

Helping people before, during, and after disasters.



*Scan to subscribe to this briefing.*