

FEMA National Watch Center

# Daily Operations Briefing

Thursday, January 23, 2025

8:30 a.m. ET



**FEMA**

# National Current Ops / Monitoring

---

## New Significant Incidents / Ongoing Ops

- Hughes Fire – Southern California

## Hazard Monitoring

- Critical Fire Weather – Southern California
- Heavy Snow – Great Lakes, New York
- Mixed Precipitation – Washington, North Carolina, Massachusetts

---

## Disaster Declaration Activity

- No new declaration activity

## Event Monitoring

- No significant events



**FEMA**

# Wildfire Summary

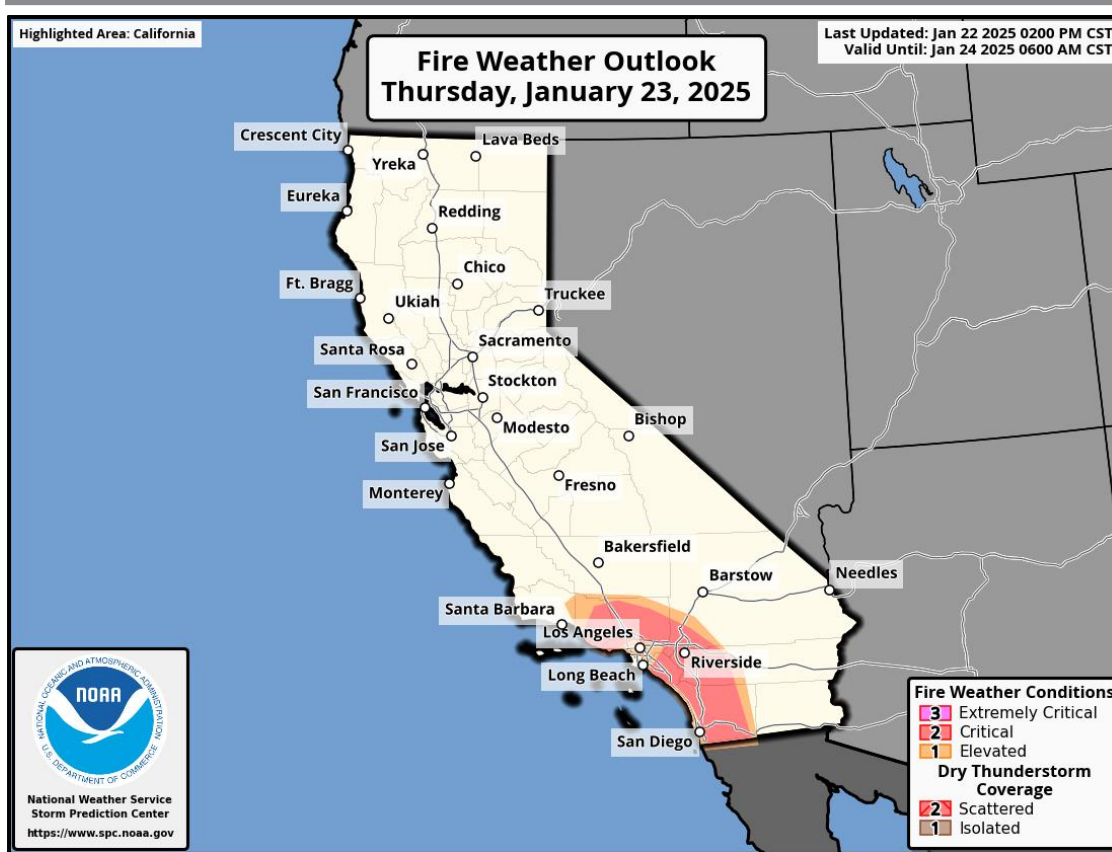
Fire Name (County, ST)	FMAG #	Acres Burned	Percent Contained	Evacuations	Structures (Homes / Other)			Fatalities / Injuries
					Threatened	Damaged	Destroyed	
Palisades (Los Angeles, CA)	5549-FM-CA	23,448	70% (+5)	M: 24,600	H: 12,417	H: 756 (+14)	H: 5,330 (+191)	11 / 4
				V: 0	O: 0	O: 140 (+5)	O: 1,242 (+45)	
Eaton (Los Angeles, CA) FINAL	5550-FM-CA	14,021	95% (+6)	M: LIFTED	H: 2 (-6,646)	H: 780 (+1)	H: 6,119 (-1)	17 / 9
				V: 0	O: 53 (-74)	O: 293 (-6)	O: 3,299 (+1)	
Hughes (Los Angeles, CA)	N/A	10,716	14%	M: 31,000	H: 12,934	H: 0	H: 0	0 / 0
				V: 0	O: 1,598	O: 0	O: 0	

(Evacuations: M = Mandatory / V = Voluntary; Structures: H = Homes and Mixed Commercial/Residential / O = Non-residential Commercial/Other Minor Structures)

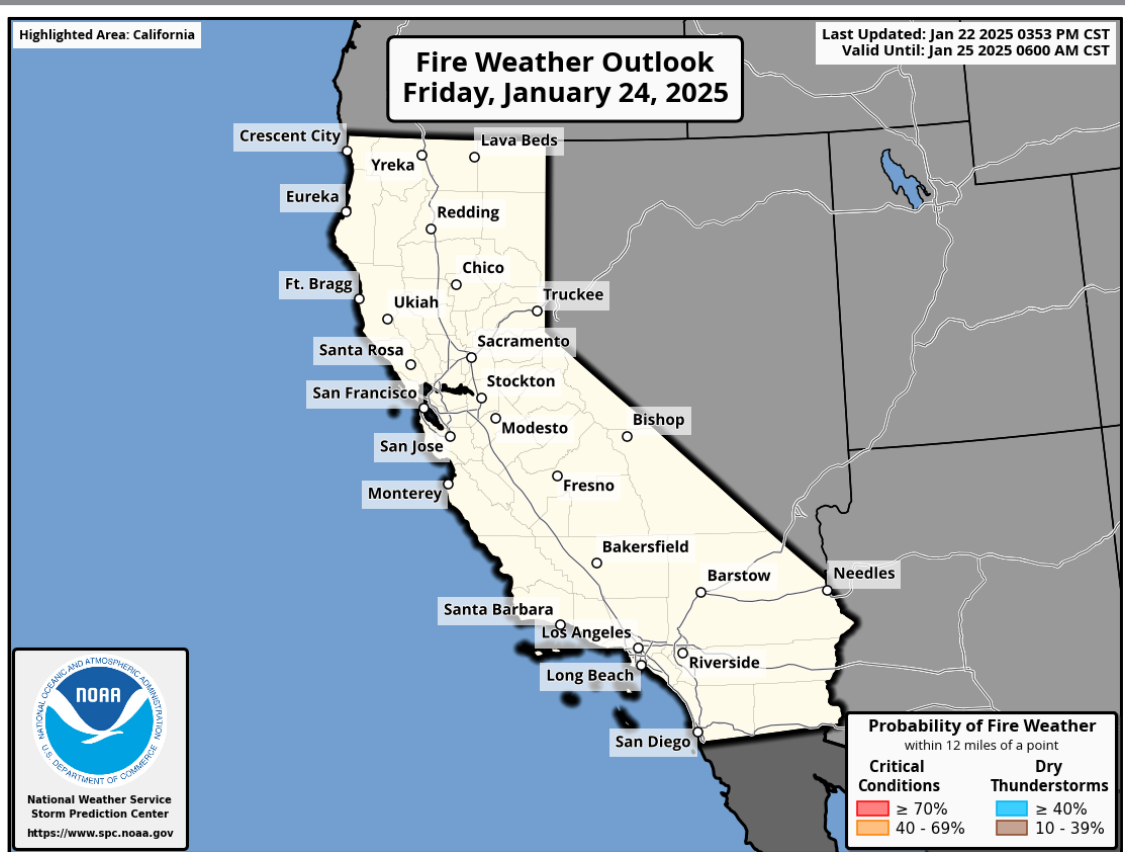


**FEMA**

# Fire Weather Outlook



Today



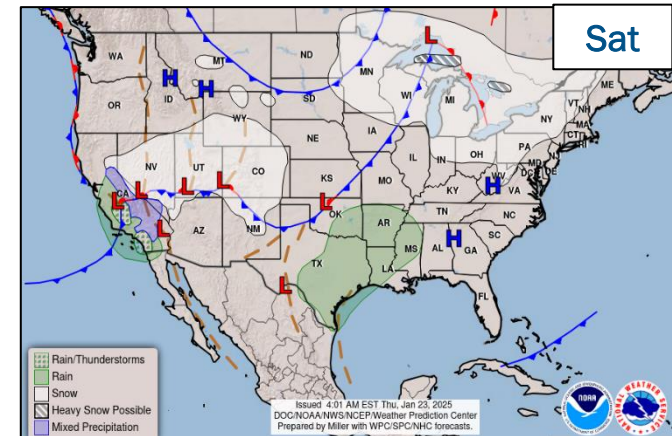
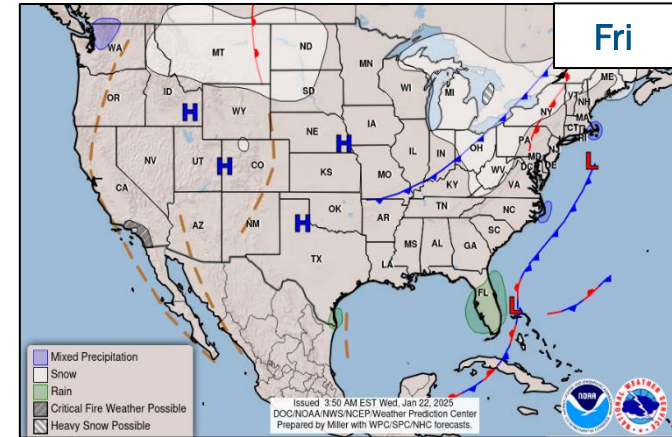
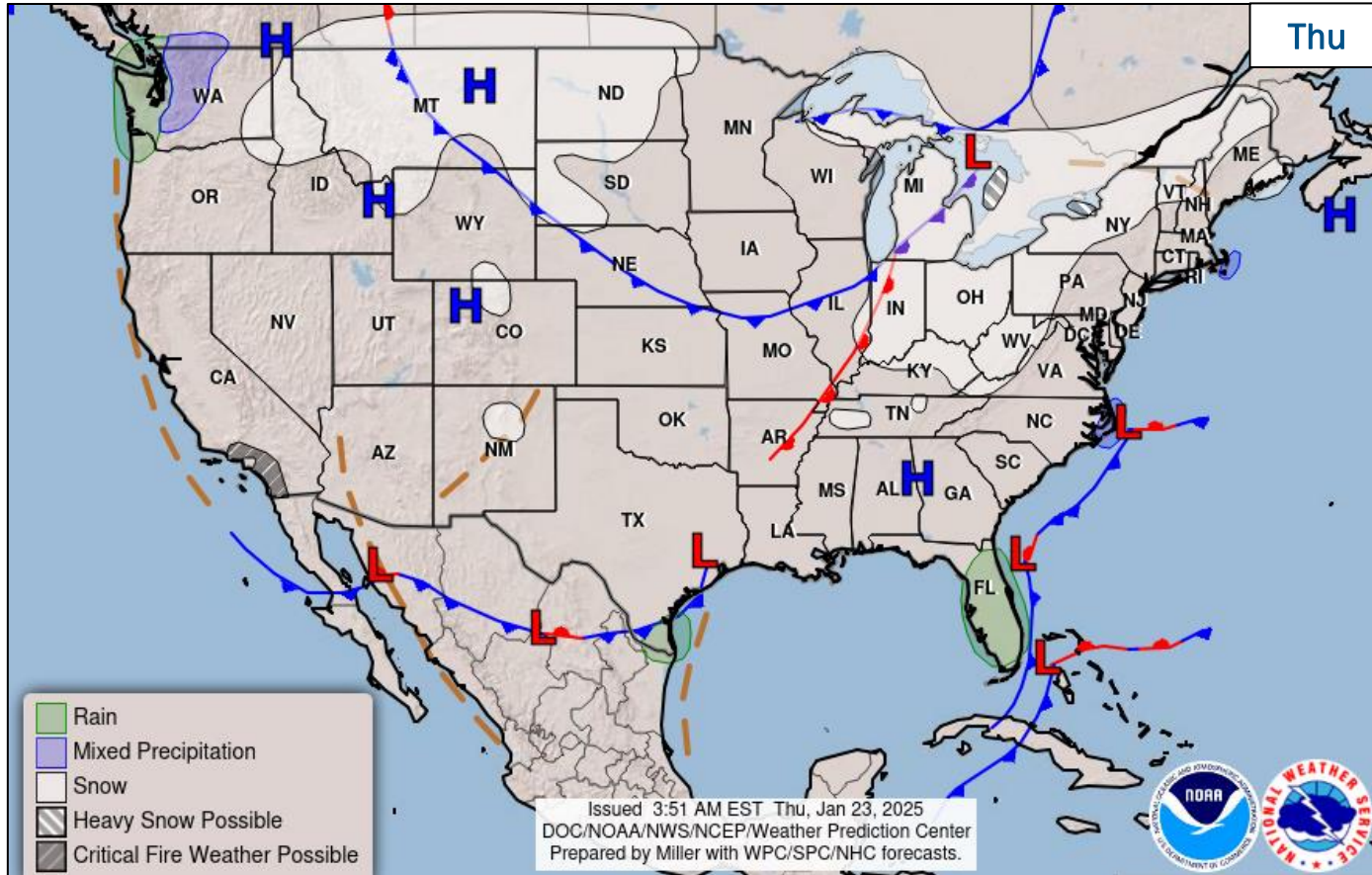
Tomorrow



FEMA

National Watch Center

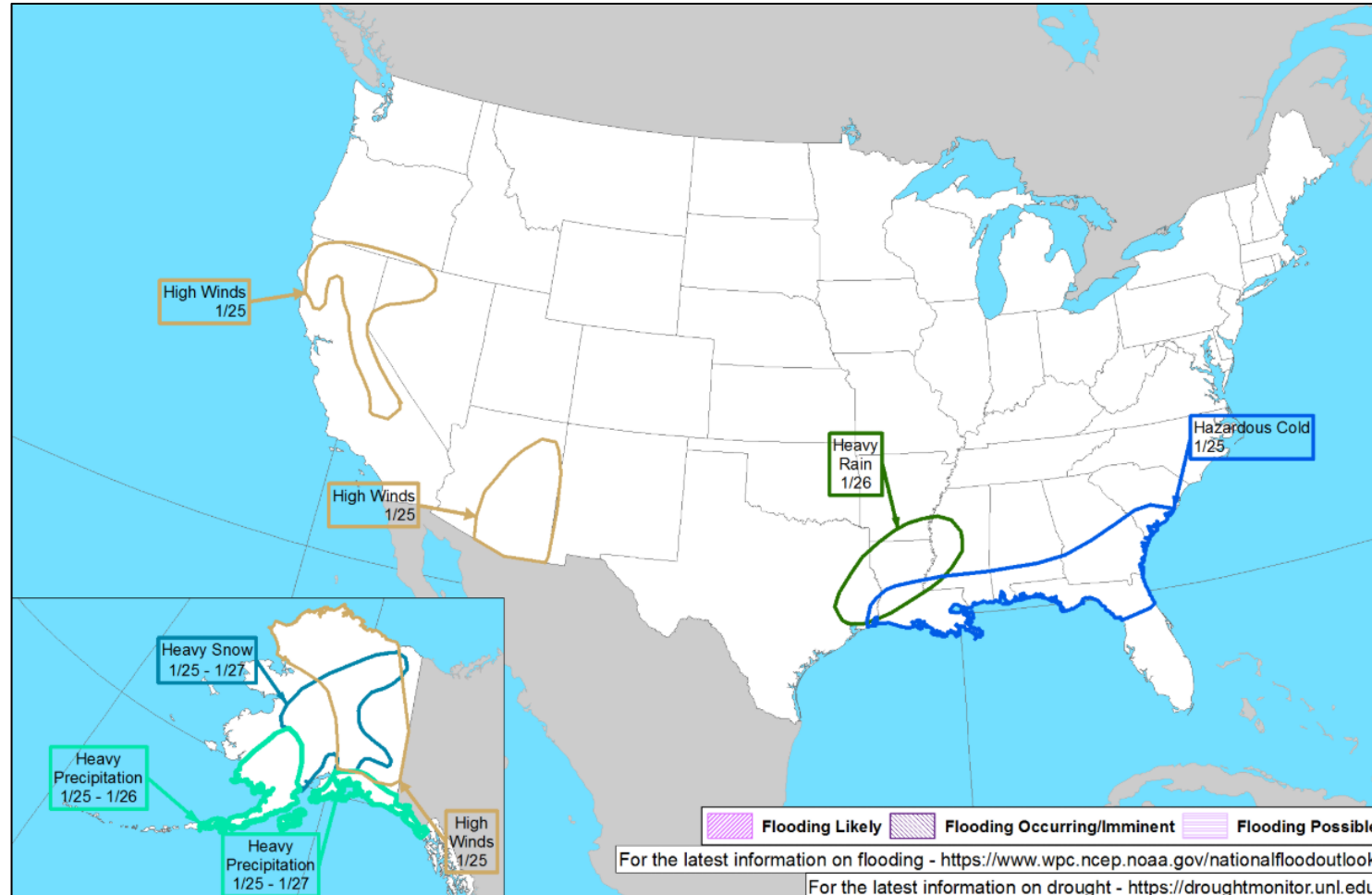
# National Weather Forecast



FEMA

National Watch Center

# Hazards Outlook – Jan 25-29



FEMA



# FEMA Common Operating Picture

**31** + **3** Supporting **108** + **10** Major Disasters Emergency Declarations **16** Direct Housing Missions **26** RSF-Supported Disasters **6** Joint Recovery Offices

Thursday  
January 23, 2025  
8:30 a.m. ET

FEMA HQ	
NWC	NRCC
Monitoring	Steady State
FEMA REGIONS	
Watch	RRCC
Monitoring	I Rostered
Monitoring	II Rostered
Monitoring	III Rostered
Alt Location	IV Rostered
Monitoring	V Rostered
Monitoring	VI Rostered
Monitoring	VII Rostered
Monitoring	VIII Rostered
Monitoring	IX Rostered
Monitoring	X Rostered

N-IMATs	
2-5 Teams Available	
Red	
White	NC (Sep 30)
Blue	
Gold	
HS	

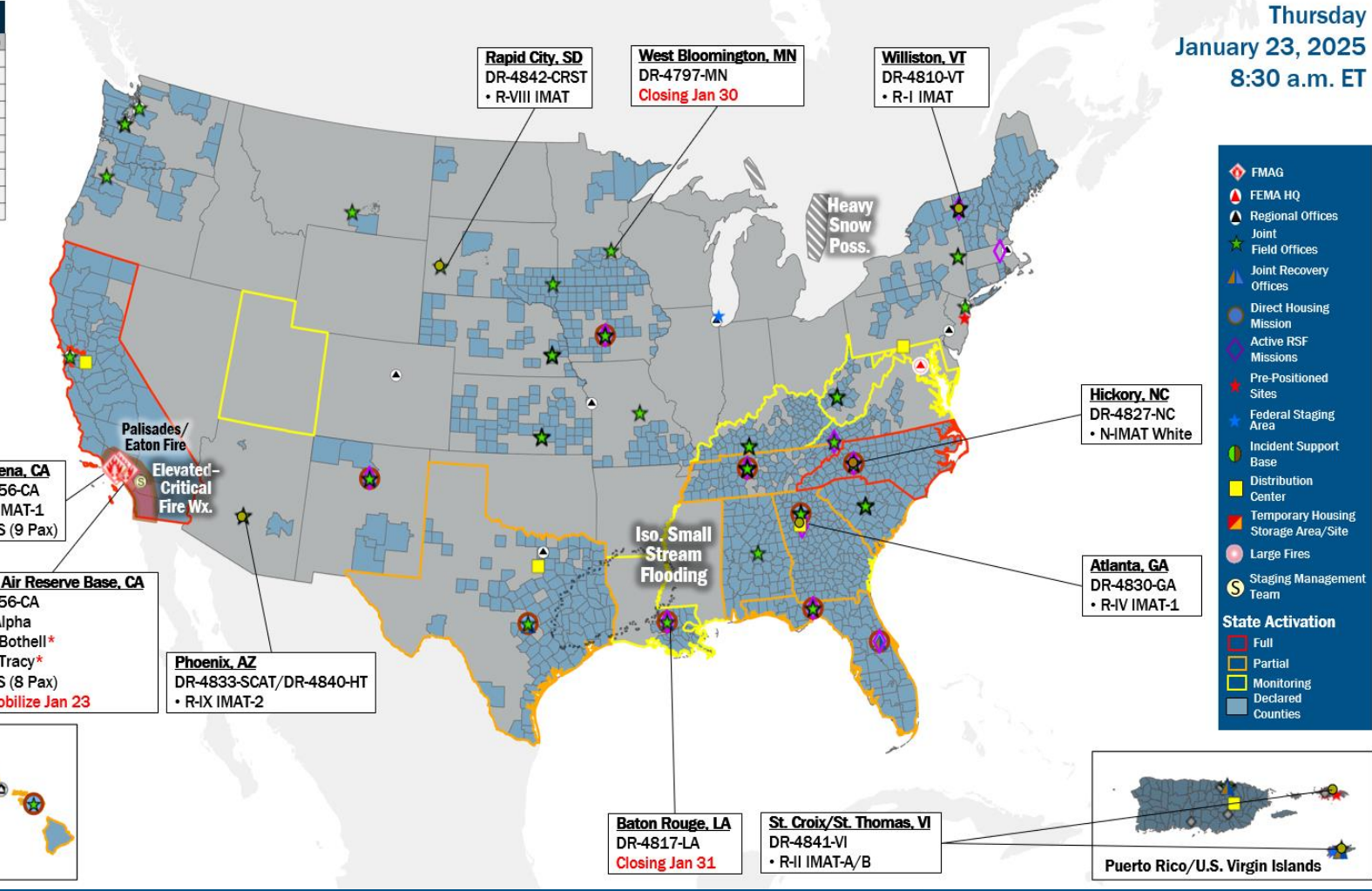
R-IMATs	
≥7 Teams Available	
I	VT (Jan 6)
II	USVI (Oct 30)
III	Reconstituting
IV-1	GA (Oct 5)
IV-2	
V	
VI-1	
VI-2	3/Personnel
VII	2/Personnel
VIII	SD (Nov 18)
IX-1	CA (Jan 8)
IX-2	AZ (Oct 8)
X	1

**Notes:**  
NRCC/RWCs/RRCCs:  
• R-IV RWC: Winter Weather  
State EOCs:  
• HI/CA/UT: Wildfires  
• WV/VA/MD/GA/TN/TX/LA/MS/AL/KY/SC/NC/FL: Winter Weather

Volunteer Force	
Rostered	Deployed
7,860	0
Surge Capacity Force	
Rostered	Deployed
9,002 (+1)	13

Fully Mission Capable (FMC)  
Partially Mission Capable (PMC)  
Not Mission Capable (NMC)  
Deployed

REGIONAL BREAKDOWN				
JFO/VJFO	DR	EM	JRO	
I	3/0	18	2	0
II	3/1	8	0	2
III	2/0	6	1	0
IV	7/0	28	7	1
V	1/0	1	0	0
VI	3/0	6	0	3
VII	4/0	14	0	0
VIII	2/0	4	0	0
IX	2/1	9	0	0
X	3/1	14	0	0



## IM Workforce

14,422 (+8) Assigned  
4,854 (+76) Unavailable  
7,151 (-48) Deployed  
17% / 2,417 (-20) Available

## IM Cadre Availability

16 Cadres ≤ 25% Availability  
Disability Integration: 23% (9/40); External Affairs: 18% (97/547); Environmental Planning and Historic Preservation: 15% (129/868); Field Leadership: 13% (19/151); Financial Management: 24% (56/235); Hazard Mitigation: 8% (99/1,224); Human Resources: 14% (27/187); Individual Assistance: 12% (342/2,746); Interagency Recovery Coordination: 23% (78/335); Information Technology: 17% (120/715); Logistics: 5% (85/1,676); Operations: 18% (65/368); Public Assistance: 13% (308/2,309); Planning: 7% (32/462); Safety: 11% (10/95); Security: 11% (15/138)

## MERS

≥ 66%  
36 Assigned  
0 Unavailable  
2 Deployed  
34 Available

## US&R

≥ 66%  
28 Assigned  
7 Unavailable  
0 Deployed  
21 Available

## FCO

≤ 1 Type I  
55 Assigned  
8 Unavailable  
47 (29 (+1) FCO) Deployed  
0 Available

# Joint Preliminary Damage Assessments

Region	State / Location	Incident	IA	Number of Counties		Start - End
			PA	Requested	Complete	
IV	KY	Winter Storm Jan 4 and continuing	IA	0	0	N/A
			PA	76	30 (+7)	1/17 - TBD
VI	OK	Severe Weather Nov 2-4	IA	6	6	11/19 - 11/24
			PA	10	0	1/7 - TBD



FEMA



# Declaration Requests in Process – 6

State / Tribe / Territory – Incident Description	Type	IA	PA	HM	Requested
NY – Severe Storms, Tornadoes, Straight-line Winds, and Flooding	EM		X		Jul 20
CA – Park and Borel Fires (Appeal)	DR	X	X	X	Dec 2
OK – Severe Storms, Straight-line Winds, Tornadoes, and Flooding	DR	X		X	Dec 20
LA – Terrorist Attack	EM	X	X		Jan 2
WI – Lack of Snow (SBA) Economic Injury Loan	DR	X			Jan 13
WA – Severe Storms, Straight-line Winds, Flooding, Landslides, and Mudslides	DR		X	X	Jan 14



**FEMA**



# FEMA

Helping people before, during, and after disasters.



*Scan to subscribe to this briefing.*