

FEMA National Watch Center

# Daily Operations Briefing

Sunday, November 24, 2024

8:30 a.m. ET



**FEMA**

# National Current Ops / Monitoring

---

## New Significant Incidents / Ongoing Ops

- No significant incidents / operations

## Hazard Monitoring

- Heavy Snow – California and Northern Intermountain
- Mixed Precipitation – Pacific Northwest to California and Great Lakes to the Northeast

## Disaster Declaration Activity

- No new declaration activity

## Event Monitoring

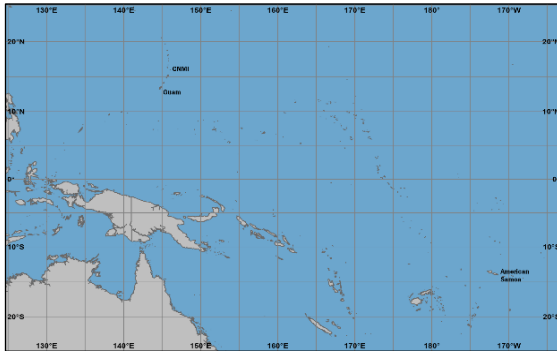
- No new event monitoring




**FEMA**

# Tropical Outlook

## Western Pacific



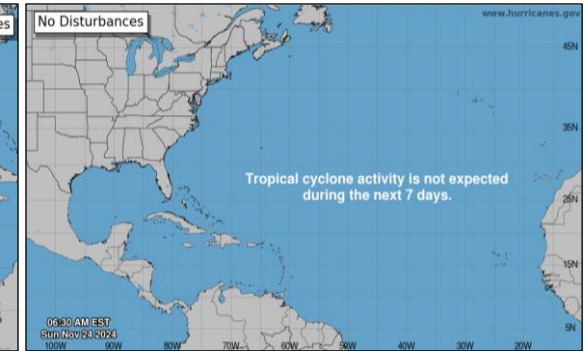
## Central Pacific



## Eastern Pacific



## Atlantic

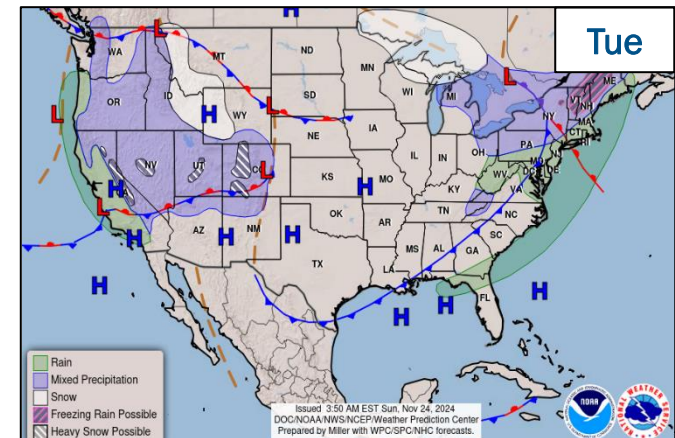
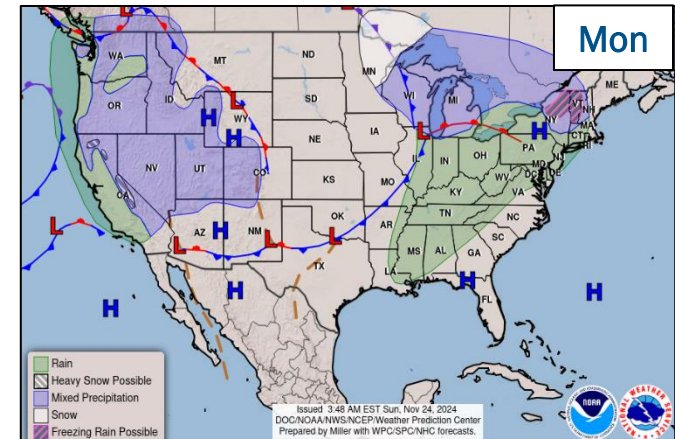
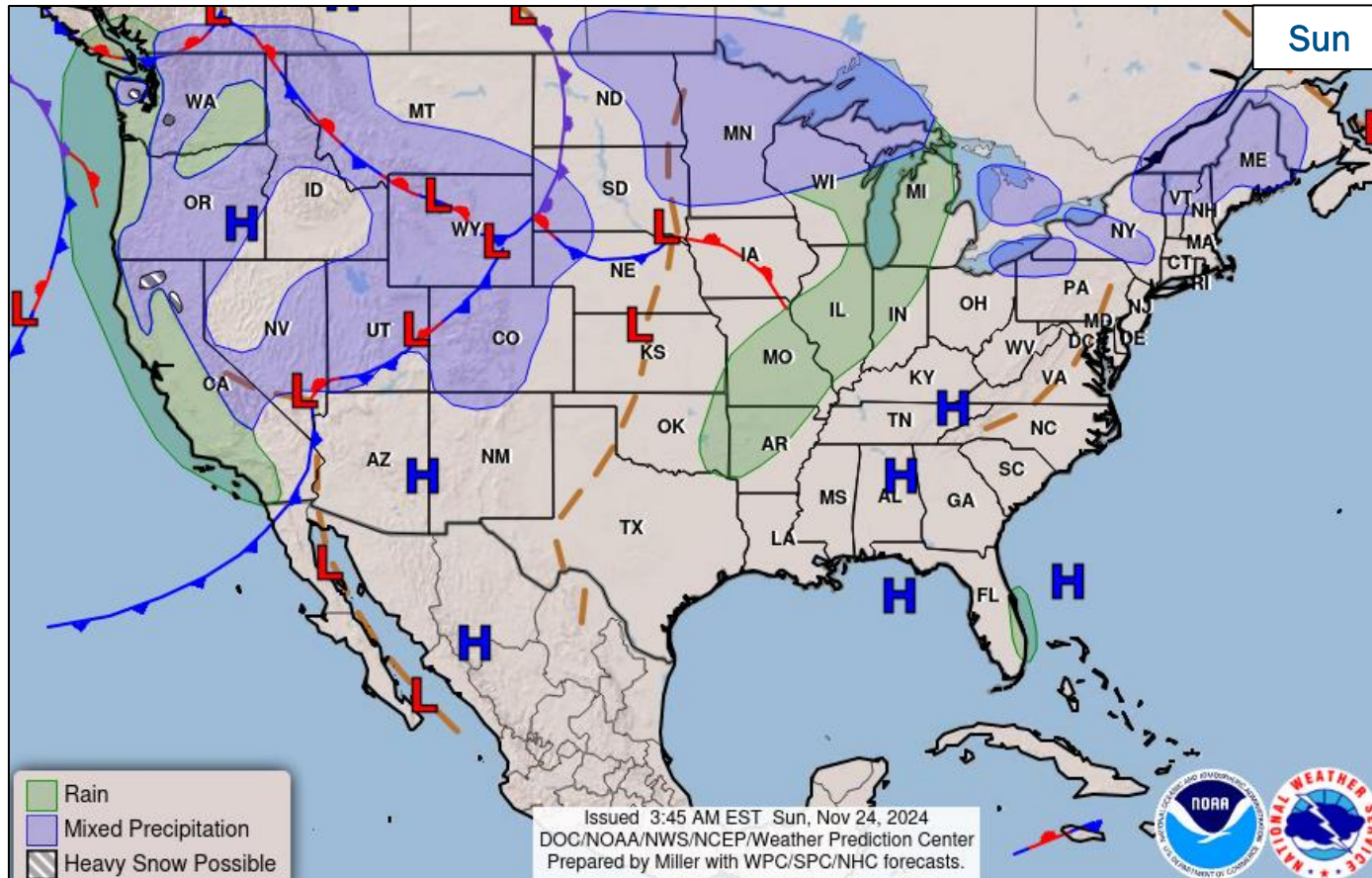


- No tropical cyclones expected during the next 7 days
- No tropical cyclones expected during the next 7 days
- No tropical cyclones expected during the next 7 days
- No tropical cyclones expected during the next 7 days



FEMA

# National Weather Forecast




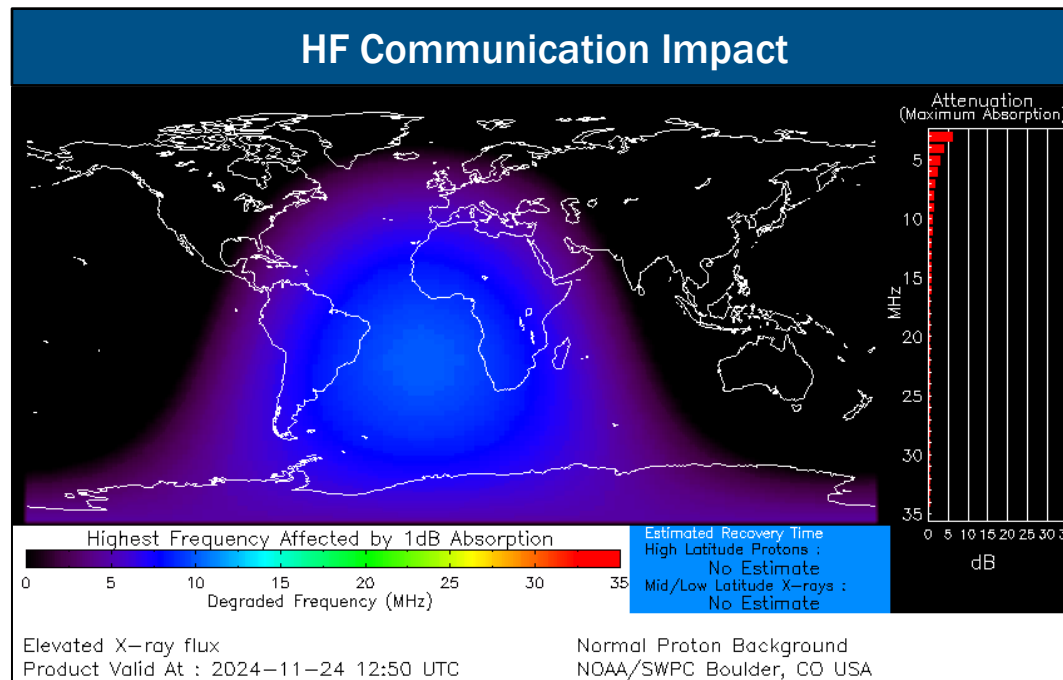
FEMA

National Watch Center

# Space Weather Outlook

Minor	Space Weather Activity	Geomagnetic Storms	Solar Radiation	Radio Blackouts
Past 24 Hours	Minor	None	None	R1
Next 24 Hours	Minor	None	None	R1

For further information on NOAA Space Weather Scales refer to: <http://www.swpc.noaa.gov/noaa-scales-explanation>  
 For further information on Sunspot Activity refer to: <https://www.swpc.noaa.gov/phenomena/sunspotssolar-cycle>



FEMA

# FEMA Common Operating Picture

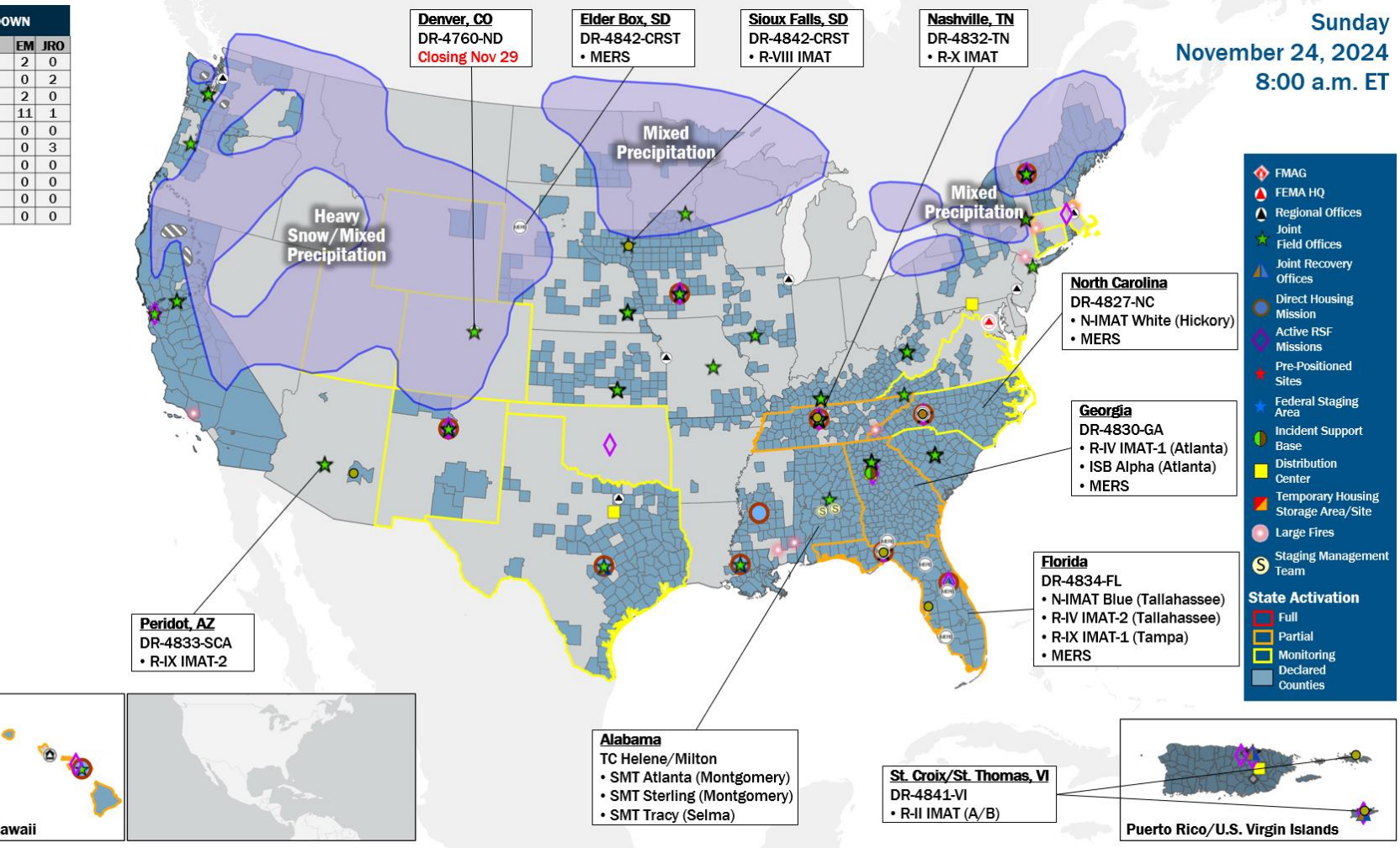
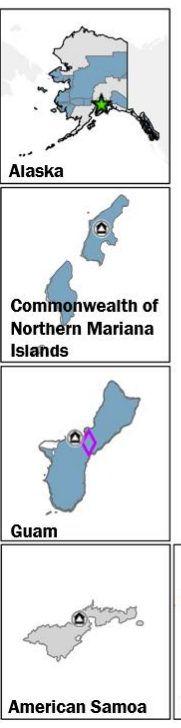
**32 + 3** Joint Field Offices Virtual Joint Field Offices Supporting  
**106 + 14** Major Disasters Emergency Declarations  
**18** Direct Housing Missions **24** RSF-Supported Disasters **6** Joint Recovery Offices

Sunday  
 November 24, 2024  
 8:00 a.m. ET

FEMA HQ	
NWC	NRCC
Monitoring	Steady State
FEMA REGIONS	
Watch	RRCC
Monitoring	I Rostered
Monitoring	II Rostered
Monitoring	III Rostered
Monitoring	IV Rostered
Monitoring	V Rostered
Monitoring	VI Rostered
Monitoring	VII Rostered
Monitoring	VIII Rostered
Monitoring	IX Rostered
Monitoring	X Rostered
Notes:	
NRCC/RWCs/RRCCs: • N/A	State EOCs: • OK/NM: Severe Weather • HI/OK/CT/MA: Wildfires • CO: U.S. 50 Blue Mesa Reservoir Bridge • GA: Flooding • FL/UT: TC Milton • FL/NC/TN/VA: TC Helene • TX: Tropical Activity • WY: Election Monitoring • DC: Inauguration
Volunteer Force	
Rostered 7,840	Deployed 3
Surge Capacity Force	
Rostered 8,988	Deployed 717 (-25)

N-IMATs 2-4 Teams Available	
Red	Reconstituting
White	NC (Sep 30)
Blue	FL (Sep 23)
Gold	
HS	
R-IMATs 4 - 6 Teams Available	
I	Reconstituting
II	USVI (Oct 30)
III	Reconstituting
IV-1	GA (Oct 5)
IV-2	FL (Oct 6)
V	
VI-1	1
VI-2	
VII	Demobilizing
VIII	SD (Nov 18)
IX-1	FL (Oct 11)
IX-2	AZ (Oct 8)
X	TN (Sep 29)

REGIONAL BREAKDOWN				
	JFO/VJFO	DR	EM	JRO
I	3/0	18	2	0
II	3/1	7	0	2
III	2/0	5	2	0
IV	8/0	27	11	1
V	2/0	4	0	0
VI	3/0	6	0	3
VII	4/0	13	0	0
VIII	1/1	5	0	0
IX	3/1	12	0	0
X	3/0	9	0	0



- FMAG
- FEMA HQ
- Regional Offices
- Joint Field Offices
- Joint Recovery Offices
- Direct Housing Mission
- Active RSF
- Missions
- Pre-Positioned Sites
- Federal Staging Area
- Incident Support Base
- Distribution Center
- Temporary Housing Storage Area/Site
- Large Fires
- Staging Management Team

**State Activation**

- Full
- Partial
- Monitoring
- Declared
- Counties

**IM Workforce**  
 14,066 Assigned  
 4,399 (+26) Unavailable  
 8,399 (-41) Deployed  
 9% / 1,280 (+27) Available

**IM Cadre Availability**  
 20 Cadres ≤ 25% Availability

Acquisitions: 18% (41/224); Civil Rights: 18% (31/169); Disaster Field Training Operations: 22% (22/99); Disability Integration: 10% (4/42); Disaster Survivor Assistance: 10% (126/1,214); External Affairs: 11% (55/515); Environmental Planning and Historic Preservation: 6% (52/846); Field Leadership: 7% (11/149); Financial Management: 15% (35/239); Hazard Mitigation: 6% (74/1,202); Human Resources: 2% (3/180); Individual Assistance: 5% (121/2,636); Interagency Recovery Coordination: 15% (49/330); Information Technology: 7% (47/714); Logistics: 2% (25/1,656); Operations: 6% (22/357); Public Assistance: 11% (255/2,287); Planning: 2% (8/444); Safety: 9% (9/95); Security: 9% (12/139)

**MERS**  
 > 66%

36 Assigned  
 0 Unavailable  
 0 (-1) Deployed

36 (+1) Available

**US&R**  
 > 66%

28 Assigned  
 4 Unavailable  
 0 Deployed

24 Available

**FCO**  
 ≤ 1 Type I

52 Assigned  
 4 Unavailable  
 48 (28 FCO) Deployed

0 Available

# Joint Preliminary Damage Assessments

Region	State / Location	Incident	IA	Number of Counties/Jurisdictions		Start - End
			PA	Requested	Complete	
IV	GA	Severe Flooding Nov 6-7	IA	0	0	N/A
			PA	18	15	11/19 - TBD
	SC	Heavy Rainfall and Flooding Nov 6-14	IA	1	0	TBD - TBD
			PA	3	0	TBD - TBD
VII	MO	Severe Weather Nov 3-9	IA	0	0	N/A
			PA	14	4	11/18 - TBD



**FEMA**

# Declaration Requests in Process – 11

State / Tribe / Territory – Incident Description	Type	IA	PA	HM	Requested
OH – Train Derailment	DR	X	X	X	Jul 3, 2023
NY – Severe Storms, Tornadoes, Straight-line Winds, and Flooding	EM		X		Jul 20
MI – Severe Storm and Tornadoes (APPEAL)	DR	X		X	Sep 11
PR – Tropical Storm Ernesto	DR		X	X	Oct 15
CTCR* – Swawilla Fire and Bridge Creek Fire	DR		X	X	Oct 15
OR – Wildfires	DR		X	X	Oct 21
KY – Severe Storms, Straight-line Winds, Flooding, Landslides, and Mudslides	DR		X	X	Oct 24
WV – Remnants of Hurricane Helene	DR	X		X	Oct 25
NVKI** – Severe Storm and Flooding	DR	X	X	X	Nov 4
NVKW*** – Severe Storm and Flooding	DR	X	X	X	Nov 4
ND – Straight-line Winds and Wildfires	DR		X	X	Nov 21

\*Confederated Tribes of the Colville Reservation, \*\*Native Village of Kipnuk, \*\*\*Native Village of Kwigillingok



**FEMA**

National Watch Center





# FEMA

Helping people before, during, and after disasters.



*Scan to subscribe to this briefing.*