

FEMA National Watch Center

Daily Operations Briefing

Sunday, November 17, 2024

8:30 a.m. ET



FEMA

National Current Ops / Monitoring

New Significant Incidents / Ongoing Ops

- No significant incidents / operations

Hazard Monitoring

- Heavy Snow / Freezing Rain – Pacific Northwest
- Severe Thunderstorms – Central Texas
- Rain / Thunderstorms – Southern Plains, Lower Mississippi Valley
- Elevated Fire Weather – Northeast
- Tropical Activity:
 - Atlantic:
 - Tropical Storm Sara
 - Eastern Pacific:
 - Disturbance 1: Low (10%)

Disaster Declaration Activity

- No new declaration activity

Event Monitoring

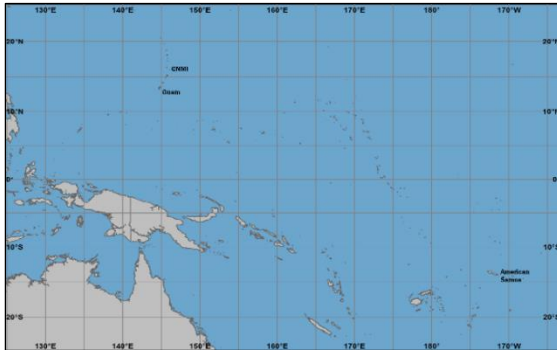
- No significant events



FEMA

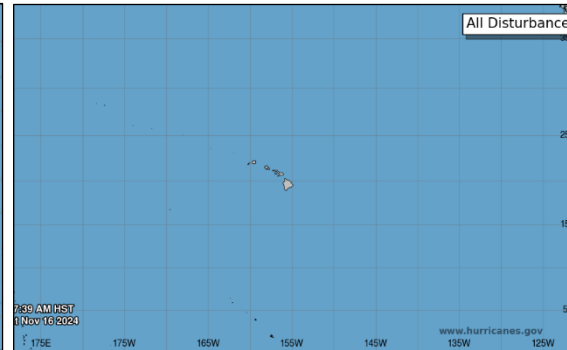
Tropical Outlook

Western Pacific



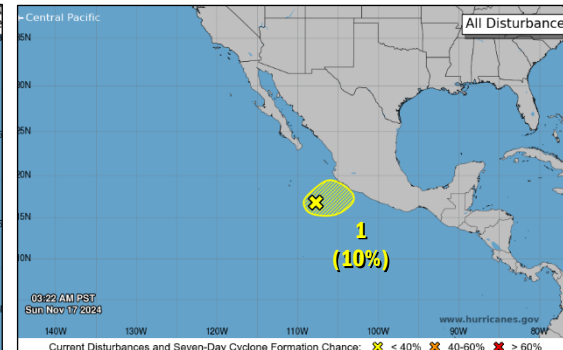
- No tropical cyclones expected during the next 7 days

Central Pacific



- No tropical cyclones expected during the next 7 days

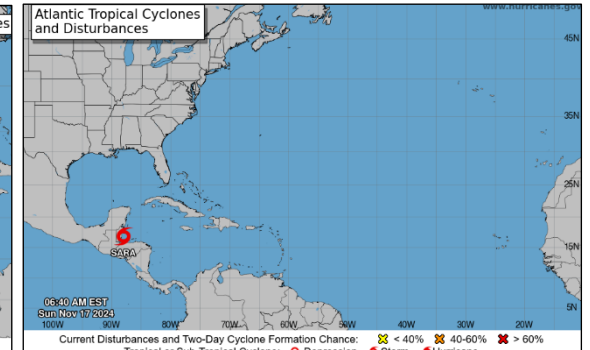
Eastern Pacific



Disturbance 1: (as of 4:00 a.m. ET)

- Located a few hundred miles SW of the coast of Mexico
- Conditions marginally favorable for slow development
- Formation chance: 48-hour – Low (10%); 7-day – Low (10%)

Atlantic



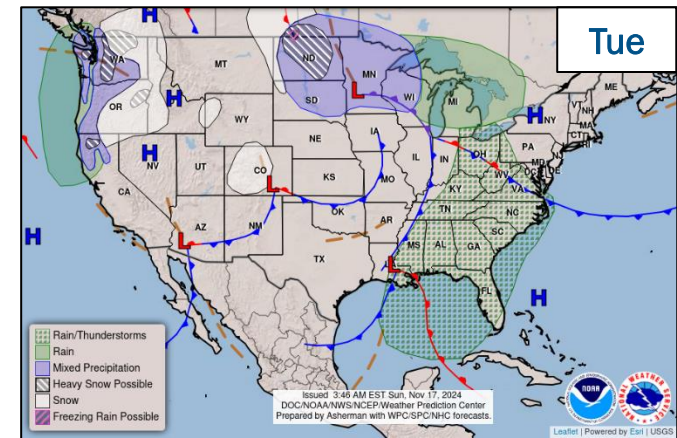
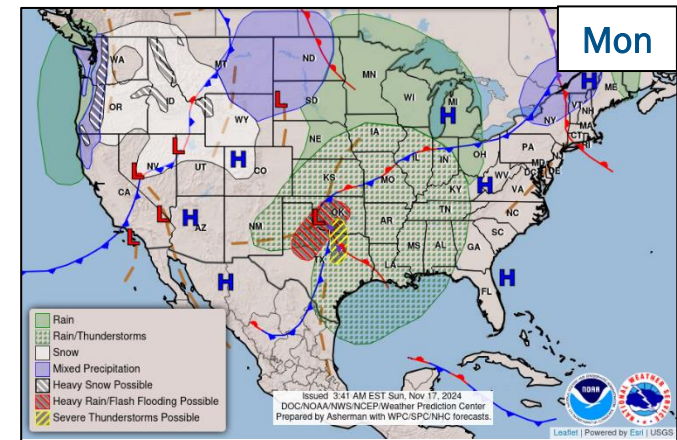
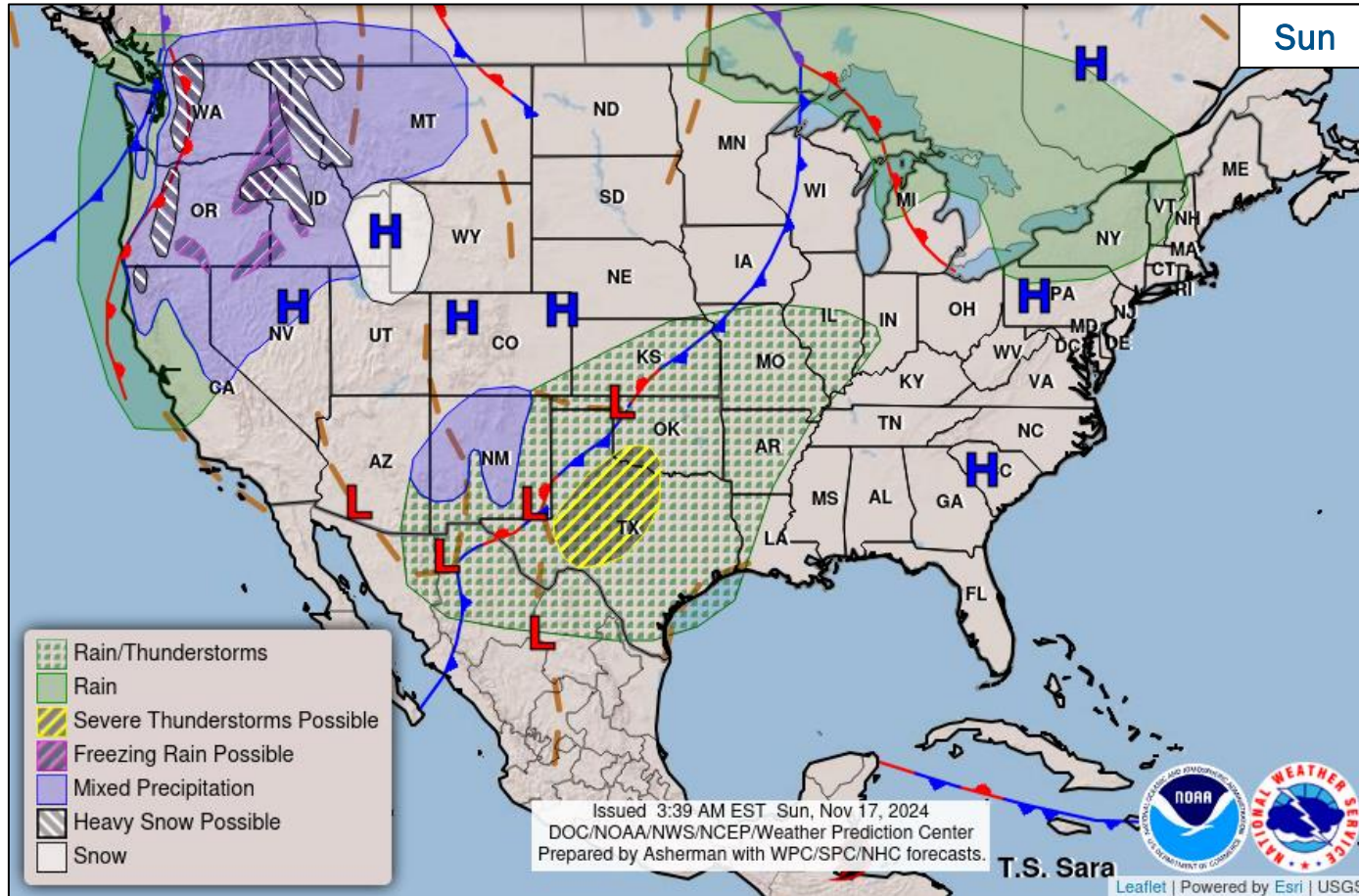
Tropical Storm Sara: (Advisory #15A, as of 6:00 a.m. ET)

- Located 60 miles SSE of Belize City
- Maximum sustained winds of 40 mph
- Moving WNW at 5 mph
- Dissipation is expected tonight or on Monday



FEMA

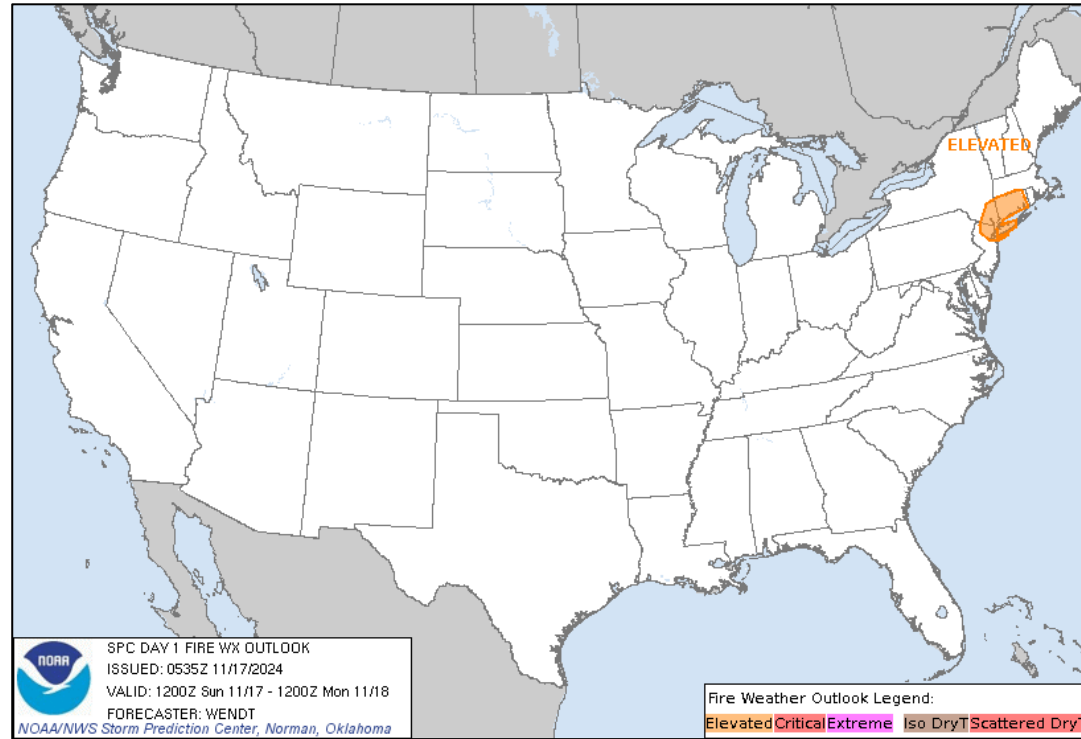
National Weather Forecast



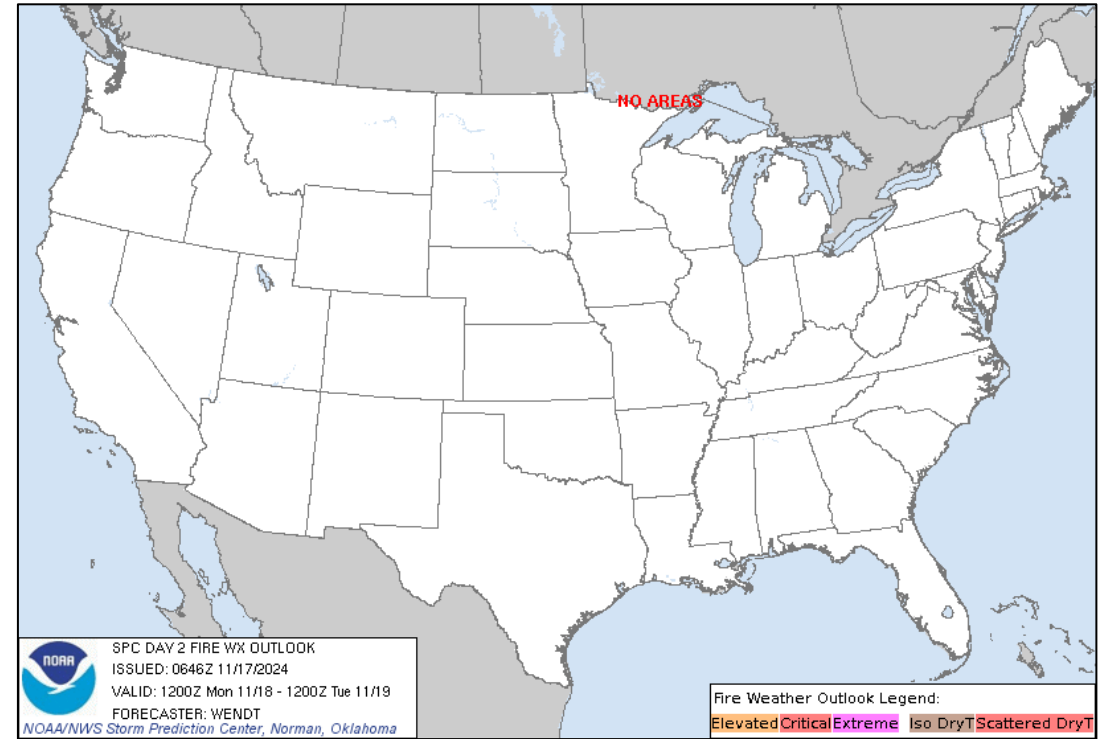
FEMA

National Watch Center

Fire Weather Outlook



Today



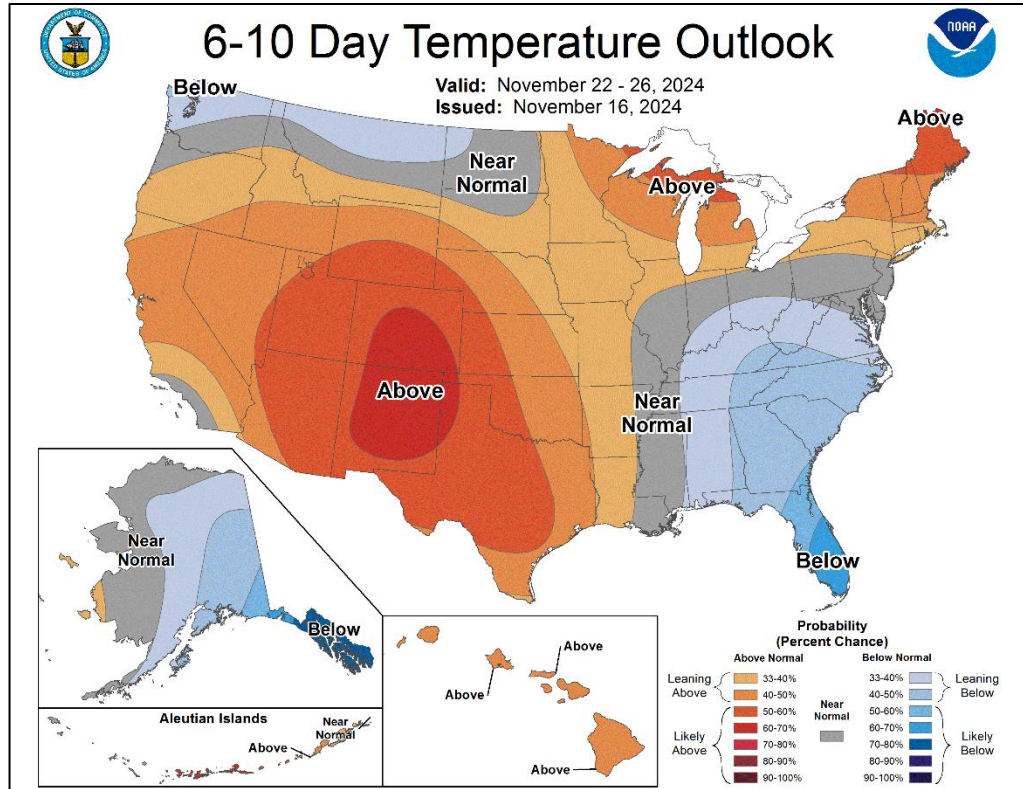
Tomorrow



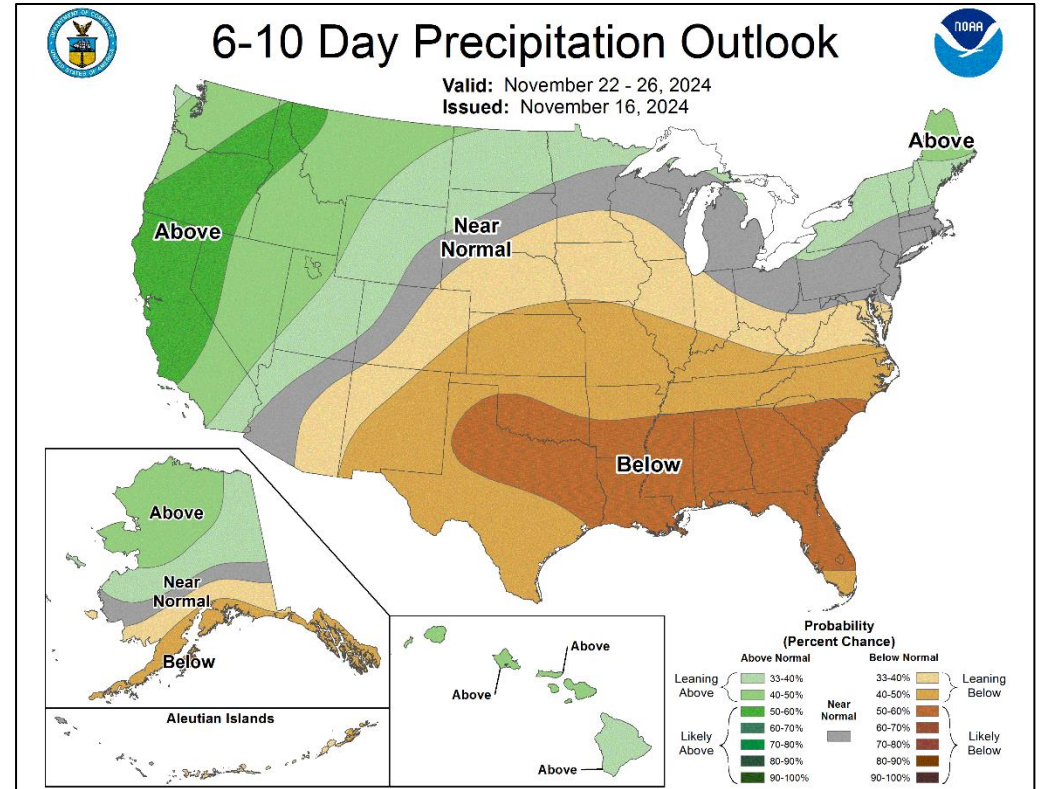
FEMA

National Watch Center

Long Range Outlooks – Nov 22-26



6-10 Day Temperature Probability



6-10 Day Precipitation Probability


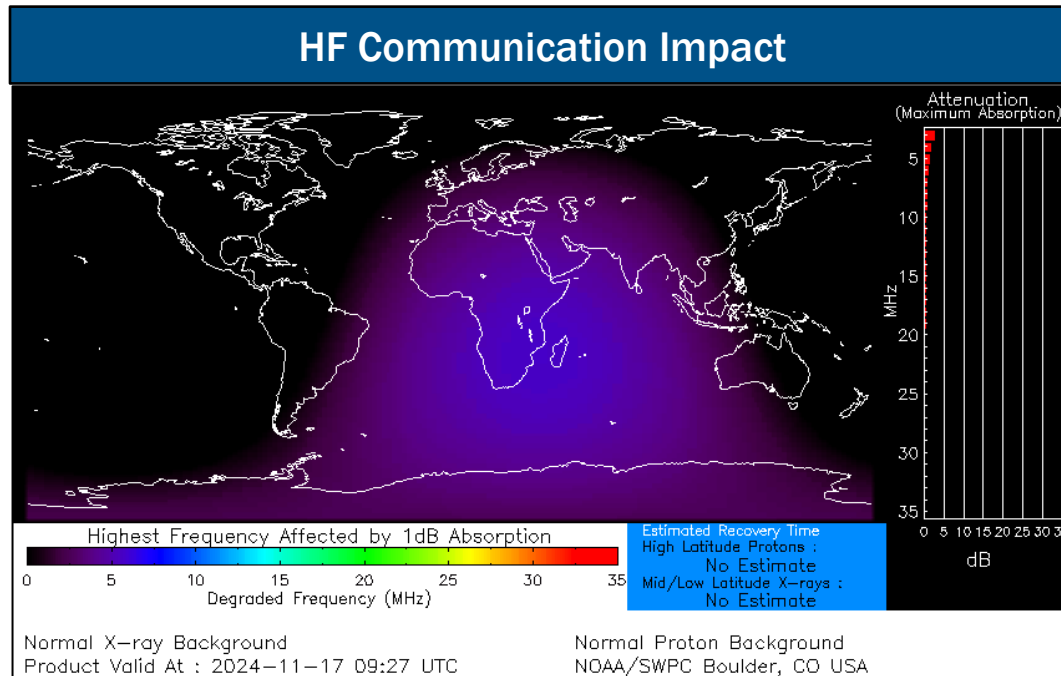


FEMA

Space Weather Outlook

Minor	Space Weather Activity	Geomagnetic Storms	Solar Radiation	Radio Blackouts
Past 24 Hours	None	None	None	None
Next 24 Hours	None	None	None	None

For further information on NOAA Space Weather Scales refer to: <http://www.swpc.noaa.gov/noaa-scales-explanation>
 For further information on Sunspot Activity refer to: <https://www.swpc.noaa.gov/phenomena/sunspotssolar-cycle>



FEMA

FEMA Common Operating Picture

31 + **3** Supporting **108** + **14** Major Disasters Emergency Declarations **18** Direct Housing Missions **24** RSF-Supported Disasters **6** Joint Recovery Offices

Sunday
November 17, 2024
8:30 a.m. ET

FEMA HQ	
NWC	NRCC
Monitoring	Steady State
FEMA REGIONS	
Watch	RRCC
Monitoring	I Rostered
Monitoring	II Rostered
Monitoring	III Rostered
Monitoring	IV Level III
Monitoring	V Rostered
Monitoring	VI Rostered
Monitoring	VII Rostered
Monitoring	VIII Rostered
Monitoring	IX Rostered
Monitoring	X Rostered

N-IMATs	
3 Teams Available	
Red	Reconstituting
White	NC (Sep 30)
Blue	FL (Sep 23)
Gold	Reconstituting
HS	

R-IMATs	
4 - 6 Teams Available	
I	Reconstituting
II	USVI (Oct 30)
III	Reconstituting
IV-1	GA (Oct 5)
IV-2	FL (Oct 6)
V	1
VI-1	
VI-2	
VII	NC (Sep 25)
VIII	Demobilizing
IX-1	FL (Oct 11)
IX-2	AZ (Oct 8)
X	TN (Sep 29)

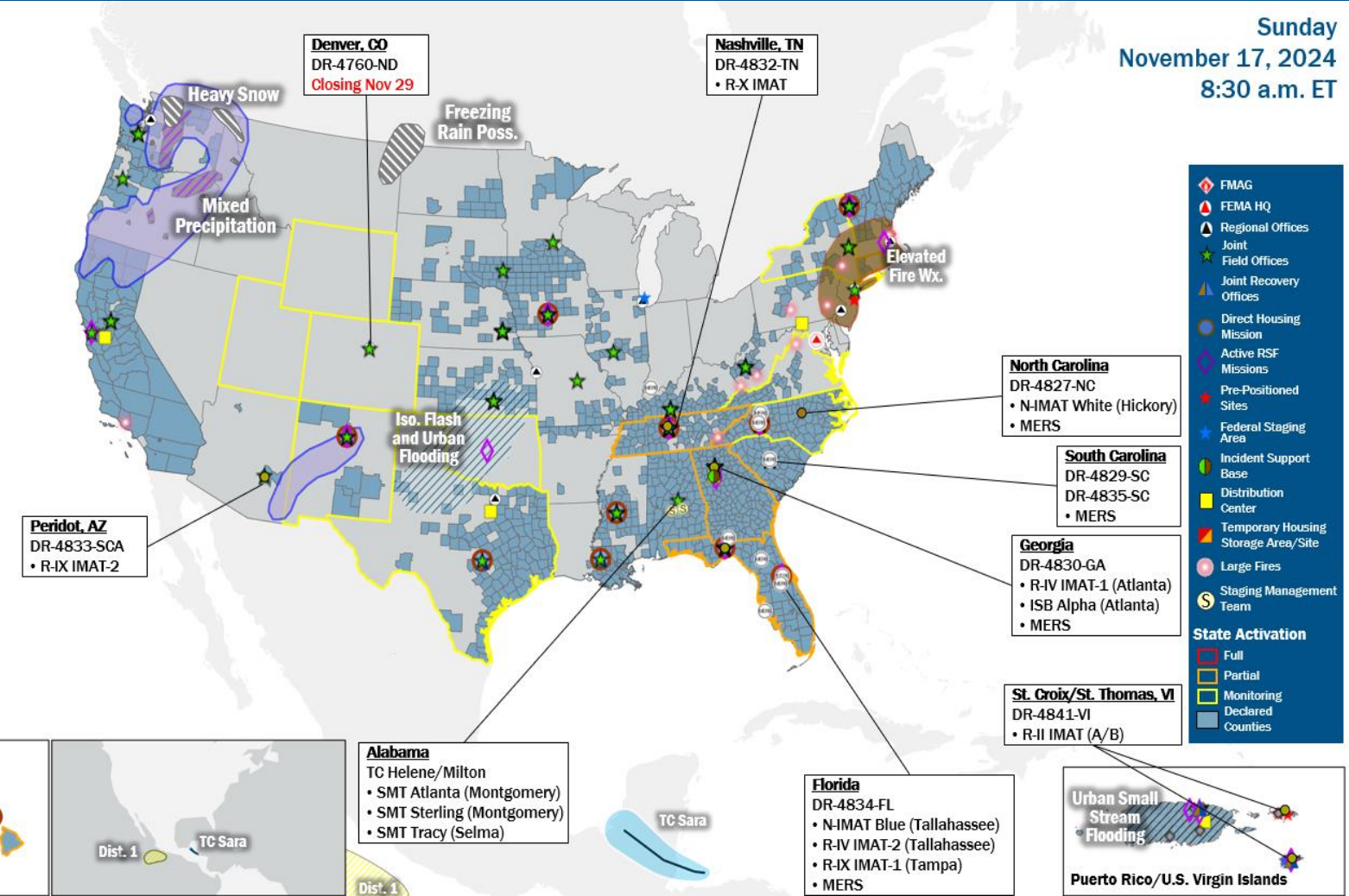
Notes:

NRCC/RWCCs/RRCCs:	State EOCs:
• RIV RRCC: TC Helene/Milton	• OK/NM/CO: Severe Weather
	• HI/OK/CT/NY: Wildfires
	• CO: US-50 closure
	• GA: Flooding
	• FL: TC Milton
	• FL/NC/TN/VA: TC Helene
	• TX: Tropical Activity
	• UT: EMAC Deployment
	• WY: Election Monitoring
	• DC: Inauguration

Volunteer Force	
Rostered	Deployed
7,840	4
Surge Capacity Force	
Rostered	Deployed
8,969	820 (-16)

Fully Mission Capable (FMC)
Partially Mission Capable (PMC)
Not Mission Capable (NMC)
Deployed

REGIONAL BREAKDOWN				
	JFO/VJFO	DR	EM	JRO
I	3/0	18	2	0
II	3/1	7	0	2
III	1/0	5	1	0
IV	8/0	29	11	1
V	2/0	4	0	0
VI	3/0	6	0	3
VII	4/0	13	0	0
VIII	1/1	5	0	0
IX	3/1	12	0	0
X	3/0	9	0	0



- FMAG
- FEMA HQ
- Regional Offices
- Joint Field Offices
- Joint Recovery Offices
- Direct Housing Mission
- Active RSF Missions
- Pre-Positioned Sites
- Federal Staging Area
- Incident Support Base
- Distribution Center
- Temporary Housing Storage Area/Site
- Large Fires
- Staging Management Team
- State Activation
 - Full
 - Partial
 - Monitoring
 - Declared
 - Counties

IM Workforce

14,051 Assigned
3,998 (+8) Unavailable
9,085 (+3) Deployed
7% / 968 (-11) Available

IM Cadre Availability

21 Cadres ≤ 25% Availability

Acquisitions: 18% (40/224); Civil Rights: 16% (27/170); Disaster Emergency Communications: 10% (39/389); Disaster Field Training Operations: 19% (19/99); Disability Integration: 2% (1/42); Disaster Survivor Assistance: 7% (84/1,203); External Affairs: 10% (52/515); Environmental Planning and Historic Preservation: 6% (51/845); Field Leadership: 7% (10/150); Financial Management: 11% (27/238); Hazard Mitigation: 3% (42/1,208); Human Resources: 2% (4/179); Individual Assistance: 6% (146/2,614); Interagency Recovery Coordination: 14% (45/331); Information Technology: 6% (41/711); Logistics: 1% (20/1,662); Operations: 9% (32/357); Public Assistance: 9% (210/2,292); Planning: 2% (7/449); Safety: 9% (9/95); Security: 8% (11/139)

MERS
< 33%

36 Assigned
0 Unavailable
25 Deployed

11 Available

US&R
> 66%

28 Assigned
2 Unavailable
0 Deployed

26 Available

FCO
≤ 1 Type I

52 Assigned
4 Unavailable
48 (31 FCO) Deployed

0 Available

Joint Preliminary Damage Assessments

Region	State / Location	Incident	IA	Number of Counties/Jurisdictions		Start - End
			PA	Requested	Complete	
IV	GA	Severe Flooding Nov 6-7	IA	0	0	N/A
			PA	18	0	11/19 - TBD
VII	MO	Severe Weather Nov 3-9	IA	0	0	N/A
			PA	14	0	11/18 - TBD
VIII	ND	Straight-Line Winds and Wildfires Oct 5-6	IA	0	0	N/A
			PA	2	2 (+2)	11/15 - 11/15



FEMA

Declaration Requests in Process – 11

State / Tribe / Territory – Incident Description	Type	IA	PA	HM	Requested
OH – Train Derailment	DR	X	X	X	Jul 3, 2023
NY – Severe Storms, Tornadoes, Straight-line Winds, and Flooding	EM		X		Jul 20
MI – Severe Storm and Tornadoes (APPEAL)	DR	X		X	Sep 11
ID – Gwen Fire	DR	X		X	Oct 9
PR – Tropical Storm Ernesto	DR		X	X	Oct 15
CTCR* – Swawilla Fire and Bridge Creek Fire	DR		X	X	Oct 15
OR – Wildfires	DR		X	X	Oct 21
KY – Severe Storms, Straight-line Winds, Flooding, Landslides, and Mudslides	DR		X	X	Oct 24
WV – Remnants of Hurricane Helene	DR	X		X	Oct 25
NVKI** – Severe Storm and Flooding	DR	X	X	X	Nov 4
NVKW*** – Severe Storm and Flooding	DR	X	X	X	Nov 4

*Confederated Tribes of the Colville Reservation, **Native Village of Kipnuk, ***Native Village of Kwigillingok



FEMA



FEMA

Helping people before, during, and after disasters.



Scan to subscribe to this briefing.