

FEMA National Watch Center

Daily Operations Briefing

Monday, December 25, 2023

8:30 a.m. ET



FEMA

National Current Ops / Monitoring

New Significant Incidents / Ongoing Ops

- No significant incidents / operations

Hazard Monitoring

- Heavy snow / freezing rain – Northern/Central Plains and Central Rockies
- Heavy rain / flash flooding – Southern Appalachians

Disaster Declaration Activity

- No new declaration activity

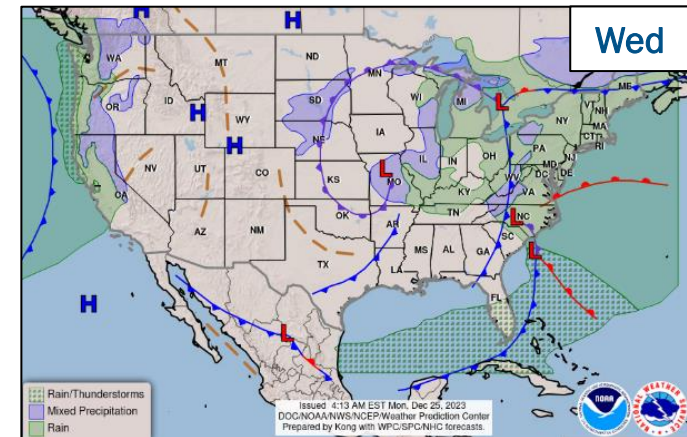
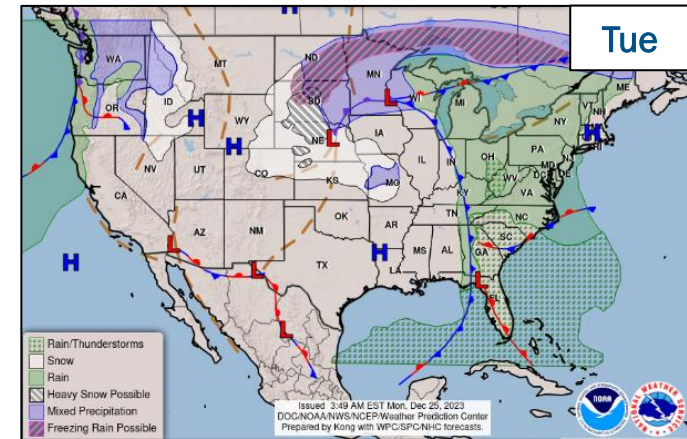
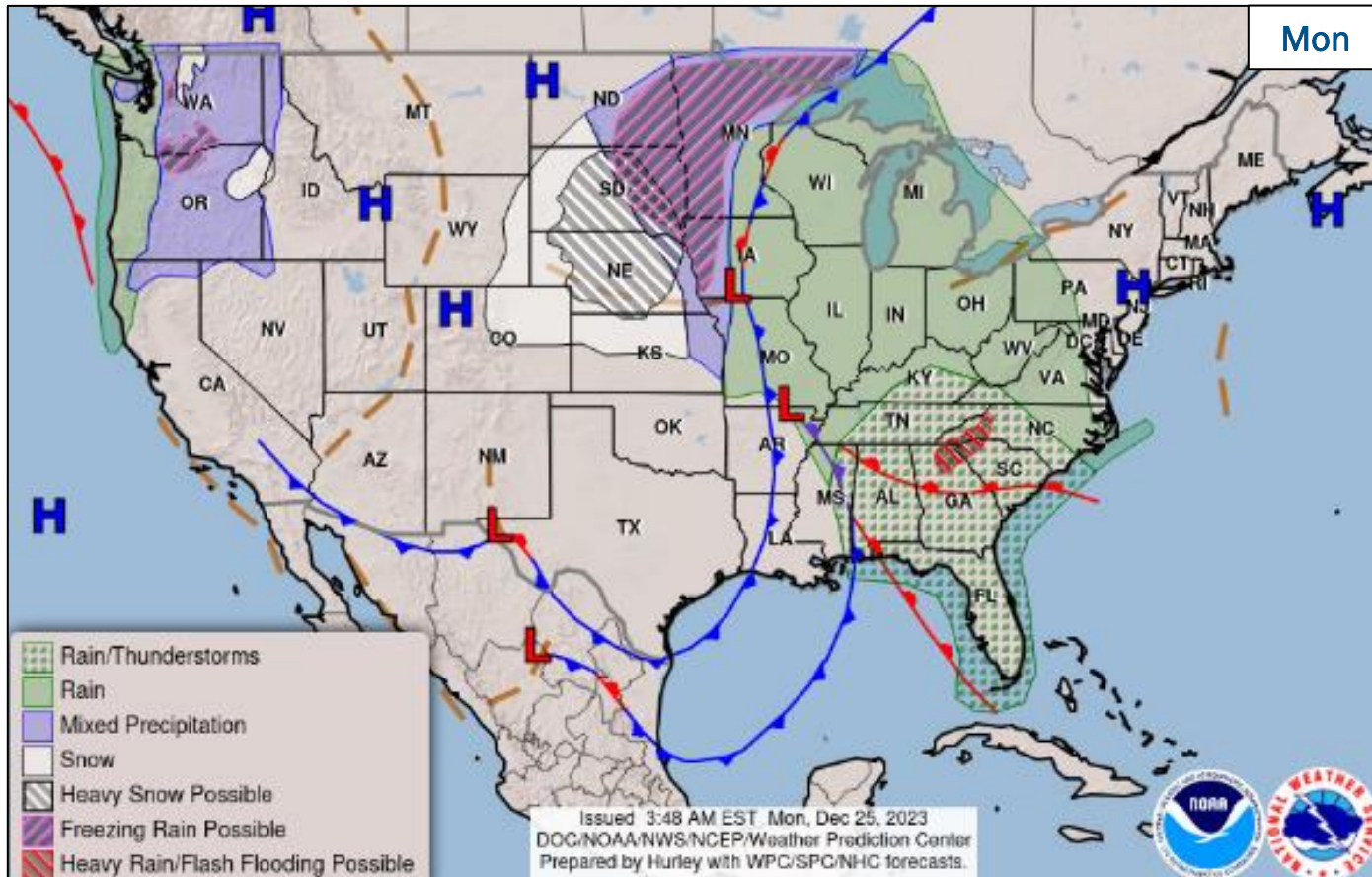
Event Monitoring

- No significant events



FEMA

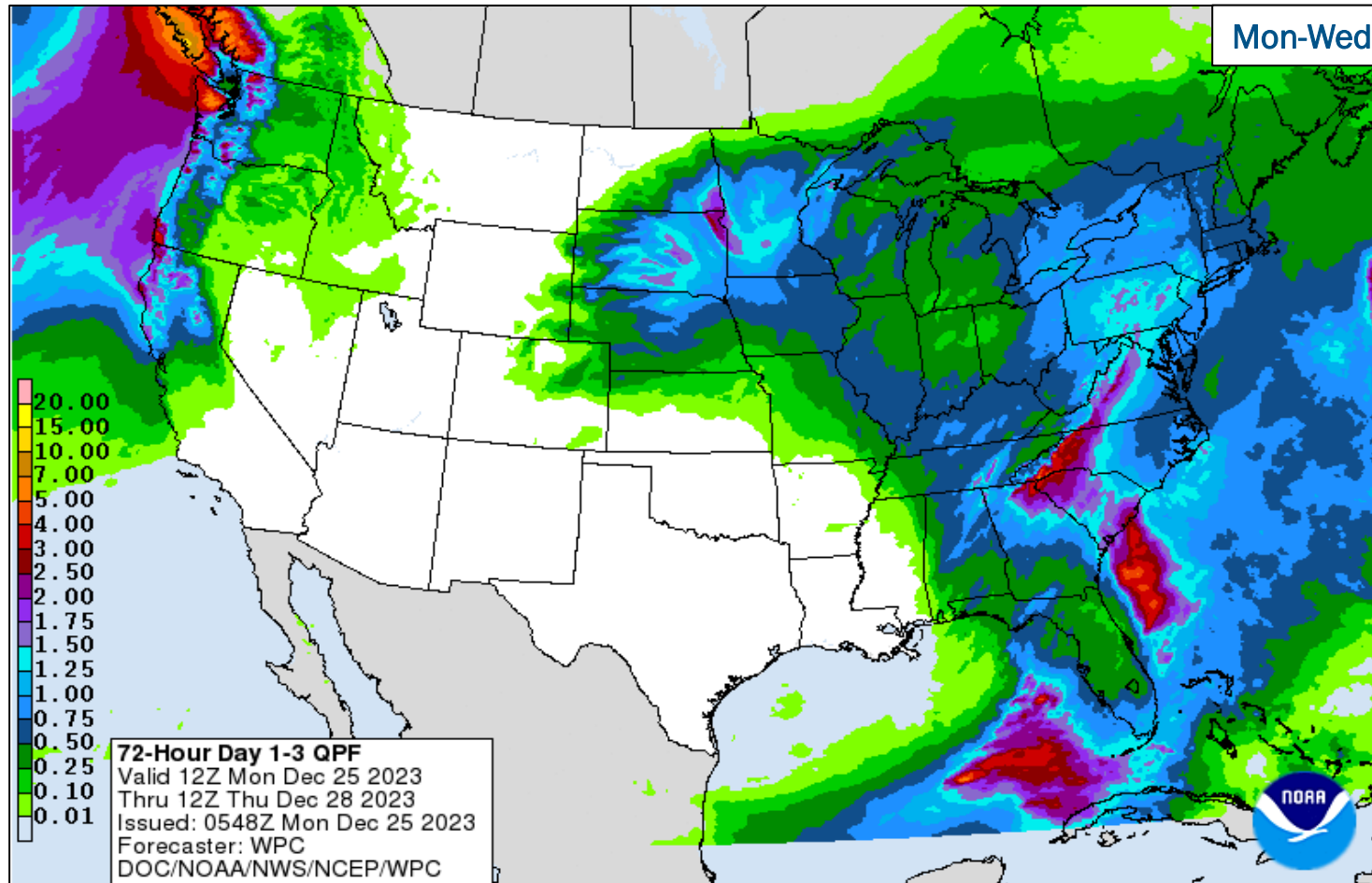
National Weather Forecast



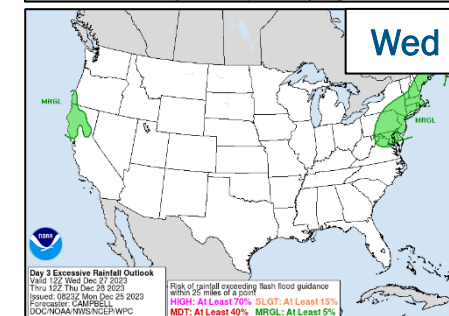
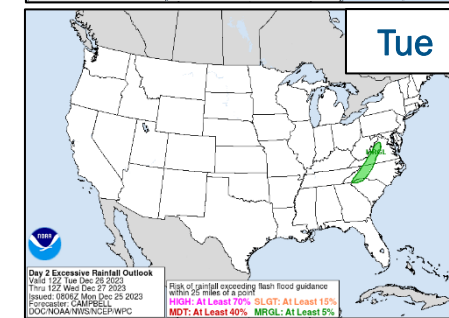
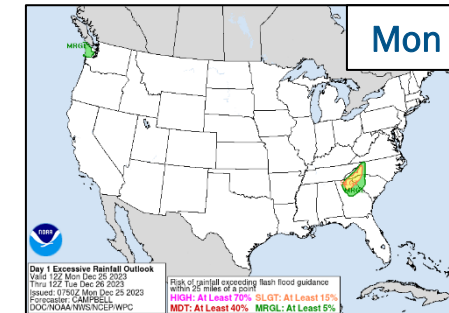
FEMA

National Watch Center

Precipitation & Excessive Rainfall



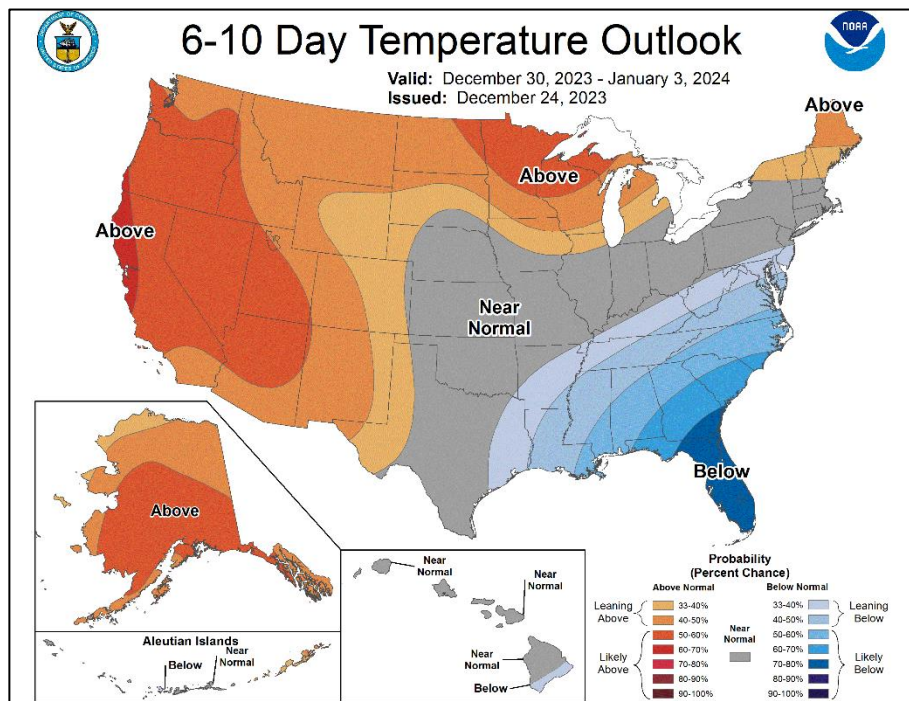
Mon-Wed



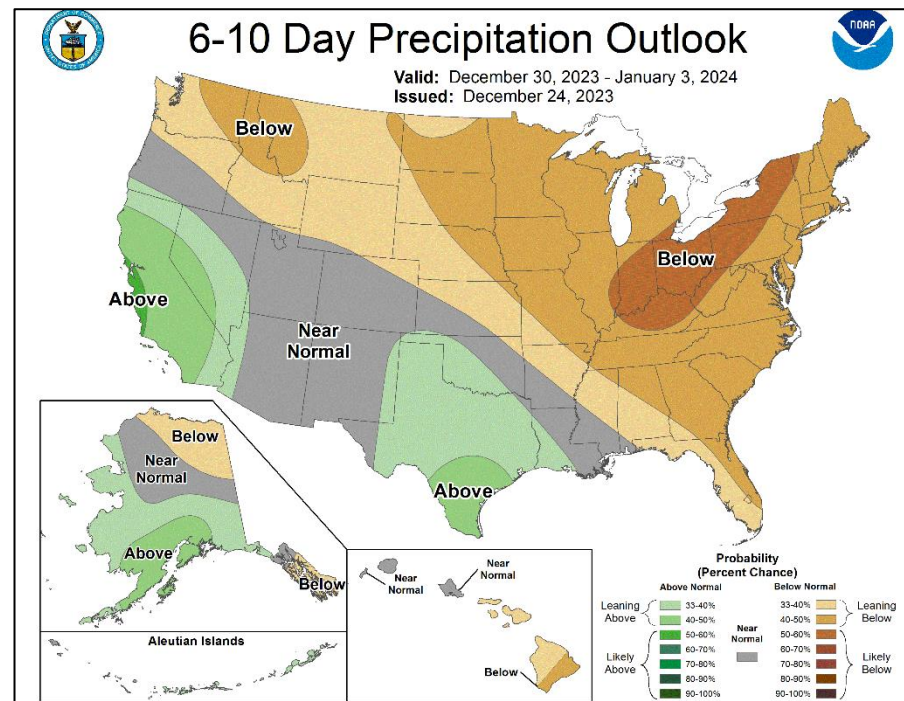
FEMA

National Watch Center

Long Range Outlooks – Dec 30 –Jan 3



6-10 Day Temperature Probability



6-10 Day Precipitation Probability




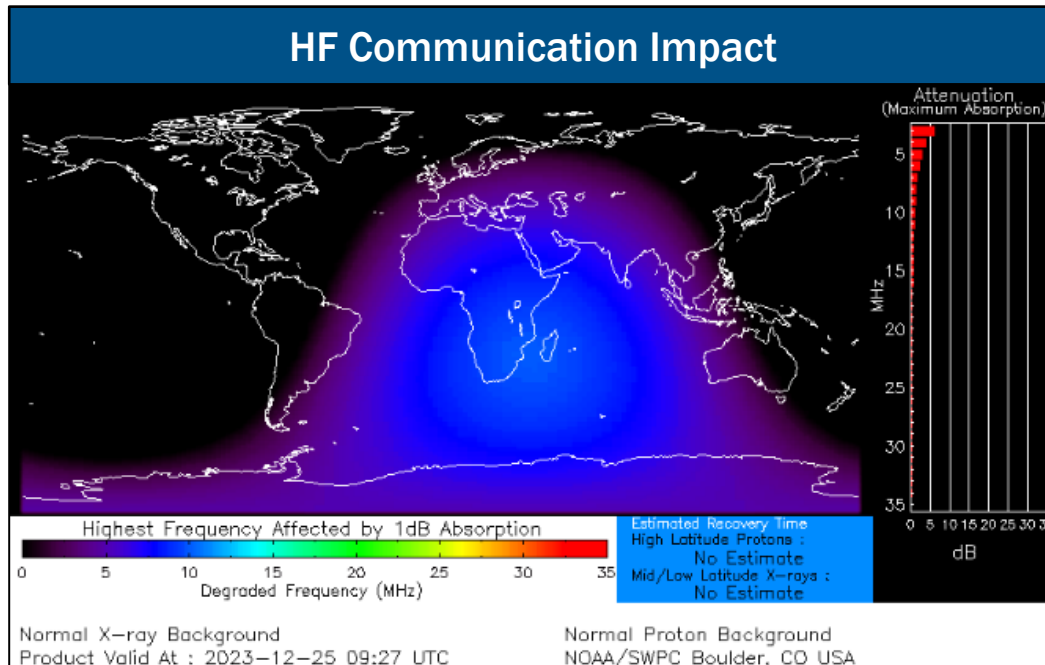
FEMA

National Watch Center

Space Weather Outlook

Minor	Space Weather Activity	Geomagnetic Storms	Solar Radiation	Radio Blackouts
Past 24 Hours	Minor	None	None	R1
Next 24 Hours	None	None	None	None

For further information on NOAA Space Weather Scales refer to: <http://www.swpc.noaa.gov/noaa-scales-explanation>
 For further information on Sunspot Activity refer to: <https://www.swpc.noaa.gov/phenomena/sunspotssolar-cycle>



FEMA

FEMA Common Operating Picture

17 + **5** + **68** + **4** + **8** + **26**
 Joint Field Offices Virtual Joint Field Offices Supporting Major Disasters Emergency Declarations Direct Housing Missions RSF-Supported Disasters

Monday
 December 25, 2023
 8:30 a.m. ET

FEMA HQ	
NWC	NRCC
Monitoring	Activated
FEMA REGIONS	
Watch	RRCC
Monitoring	I Rostered
Monitoring	II Rostered
Monitoring	III Rostered
Monitoring	IV Rostered
Monitoring	V Rostered
Monitoring	VI Rostered
Monitoring	VII Rostered
Monitoring	VIII Rostered
Monitoring	IX Rostered
Monitoring	X Rostered

N-IMATs	
2-5 Teams Available	
Red	
White	
Blue	
Gold	
HS	

REGIONAL BREAKDOWN			
	JFO/VJFO	DR	EM
I	3/0	10	2
II	2/1	3	1
III	0/0	0	0
IV	5/1	21	1
V	1/0	2	0
VI	1/0	1	0
VII	2/0	3	0
VIII	1/0	3	0
IX	1/1	17	0
X	1/2	8	0

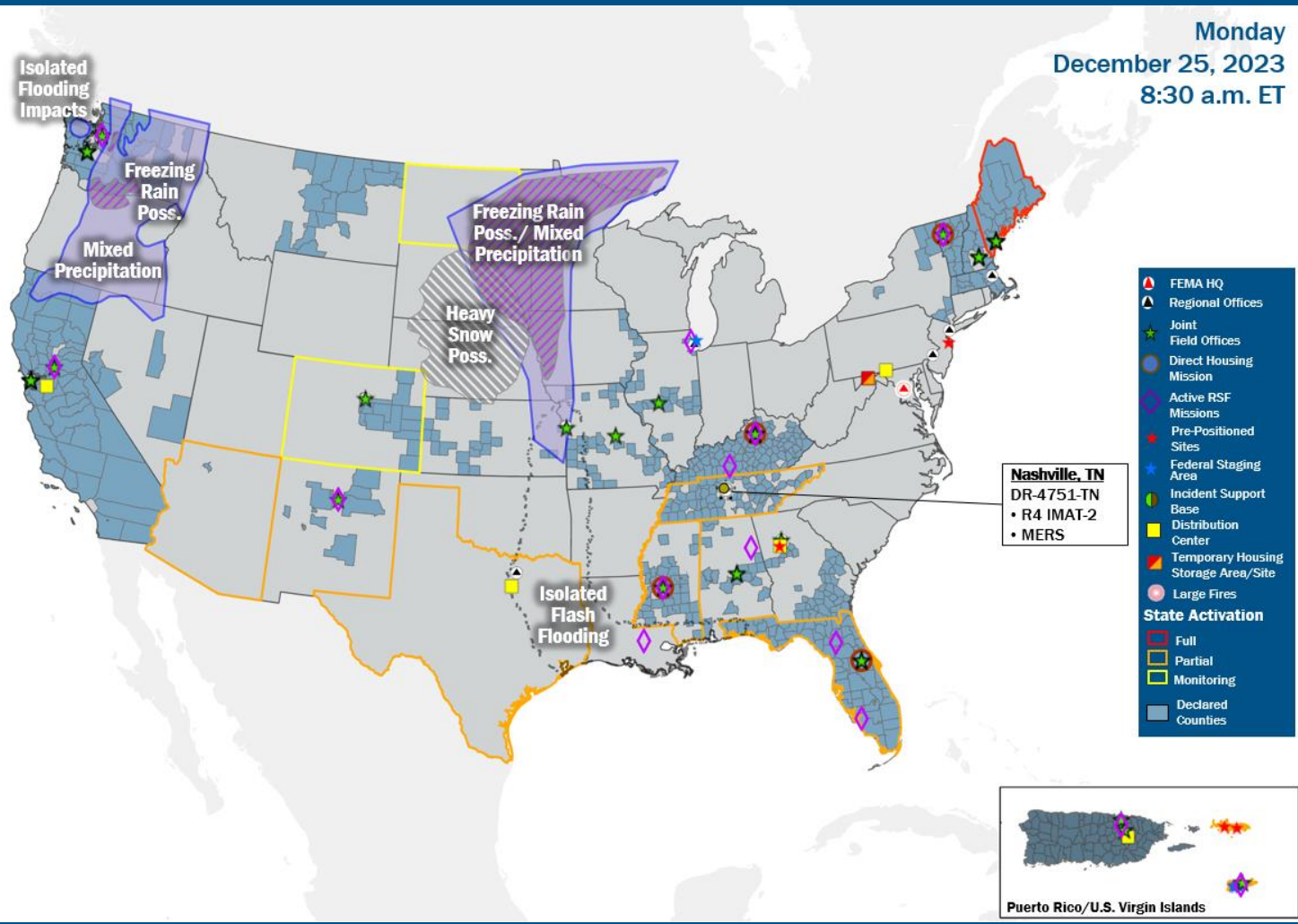
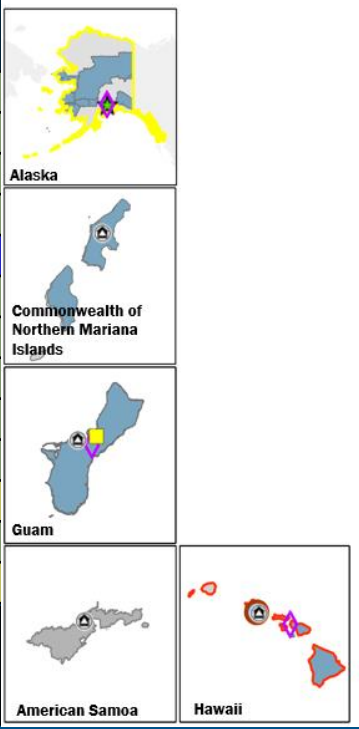
R-IMATs	
≥ 7 Teams Available	
I	
II	1
III	
IV-1	
IV-2	TN
V	
VI-1	
VI-2	
VII	
VIII	2
IX-1	Personnel
IX-2	
X	3 / Personnel

Notes:

RWCs/RRCCs/IMATs:	STATE EOCs:
NRCC: Sustained Ops	CO/MS/TN: Severe Wx
	FL: TC Idalia
	TX: Ongoing Threats
	ND: Avian Influenza
	AZ/CO: SW Border
	HI/CO: Wildfires
	VI: Potable Water
	AK: Landslides
	ME: Coastal Storm

Volunteer Force	
Rostered 7,477	Deployed 126
Surge Capacity Force	
Rostered 8,387	Deployed 0

Fully Mission Capable (FMC)
Partially Mission Capable (PMC)
Not Mission Capable (NMC)
Deployed



IM Workforce

13,711 Assigned
 4,770 (-2) Unavailable
 4,768 (-15) Deployed

30% / 4,173 (+17) Available

IM Cadre Availability

10 Cadres ≤ 25% Availability

Disability Integration: 25% (13/53); Environmental Planning and Historic Preservation: 18% (149/812); Field Leadership: 20% (29/146); Hazard Mitigation: 21% (261/1,217); Human Resources: 22% (38/176); Interagency Recovery Coordination: 17% (47/284); Operations: 21% (69/335); Public Assistance: 14% (312/2,188); Planning 14% (67/471); Safety: 23% (20/86)

MERS

> 66%

36 Assigned
 0 Unavailable
 1 Deployed

35 Available

US&R

> 66%

28 Assigned
 1 Unavailable
 0 Deployed

27 Available

FCO

≤ 1 Type I

49 Assigned
 13 Unavailable
 33 (22 FCOR) Deployed

3 Available

Joint Preliminary Damage Assessments

Region	State / Location	Incident	IA	Number of Counties		Start - End
			PA	Requested	Complete	
		No Joint Preliminary Damage Assessments Currently Ongoing	IA			
			PA			



FEMA

Declaration Requests in Process – 13

State / Tribe / Territory – Incident Description	Type	IA	PA	HM	Requested
MI – Flooding – APPEAL	DR		X	X	Jun 15
OH – Train Derailment	DR	X	X	X	Jul 3
UT – Flooding	DR		X	X	Aug 11
Inupiat Community of the Arctic Slope (ICAS) – Severed Undersea Fiber Optic Line – APPEAL	EM		X		Aug 23
NH – Severe Winter Storm and Snowstorm – APPEAL	DR		X	X	Sep 6
WA – Wildfires	DR	X	X	X	Oct 4
MI – Severe Storms, Tornadoes, and Flooding	DR	X	X	X	Oct 18
KY – Severe Storms, Tornadoes, Straight-Line Winds, and Flooding – APPEAL	DR	X			Oct 23
WV – Severe Storms, Flooding, Landslides, and Mudslides	DR	X		X	Oct 25
RI – Severe Storms, Flooding, and Tornadoes	DR	X			Nov 9
PA – Severe Storms and Flooding	DR	X	X	X	Nov 9
NY – Severe Storm and Flooding	DR		X	X	Nov 29
MA – Severe Storms and Flooding	DR	X	X	X	Dec 11



FEMA



FEMA

Helping people before, during, and after disasters.



Scan to subscribe to this briefing.