

FEMA National Watch Center

Daily Operations Briefing

Thursday, May 18, 2023

8:30 a.m. ET



FEMA

National Current Ops / Monitoring

New Significant Incidents / Ongoing Ops

- No significant incidents / operations

Hazard Monitoring

- Heavy Rain and Flash Flooding – Central/Southern Plains and Southeast

Disaster Declaration Activity

- Amendment No. 1 to FEMA-4701-DR-TN

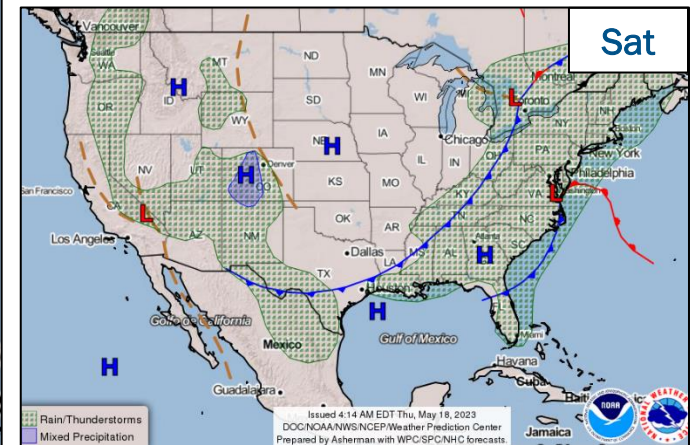
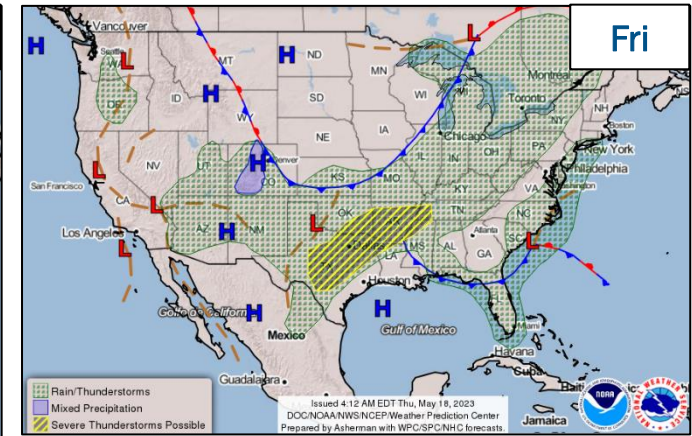
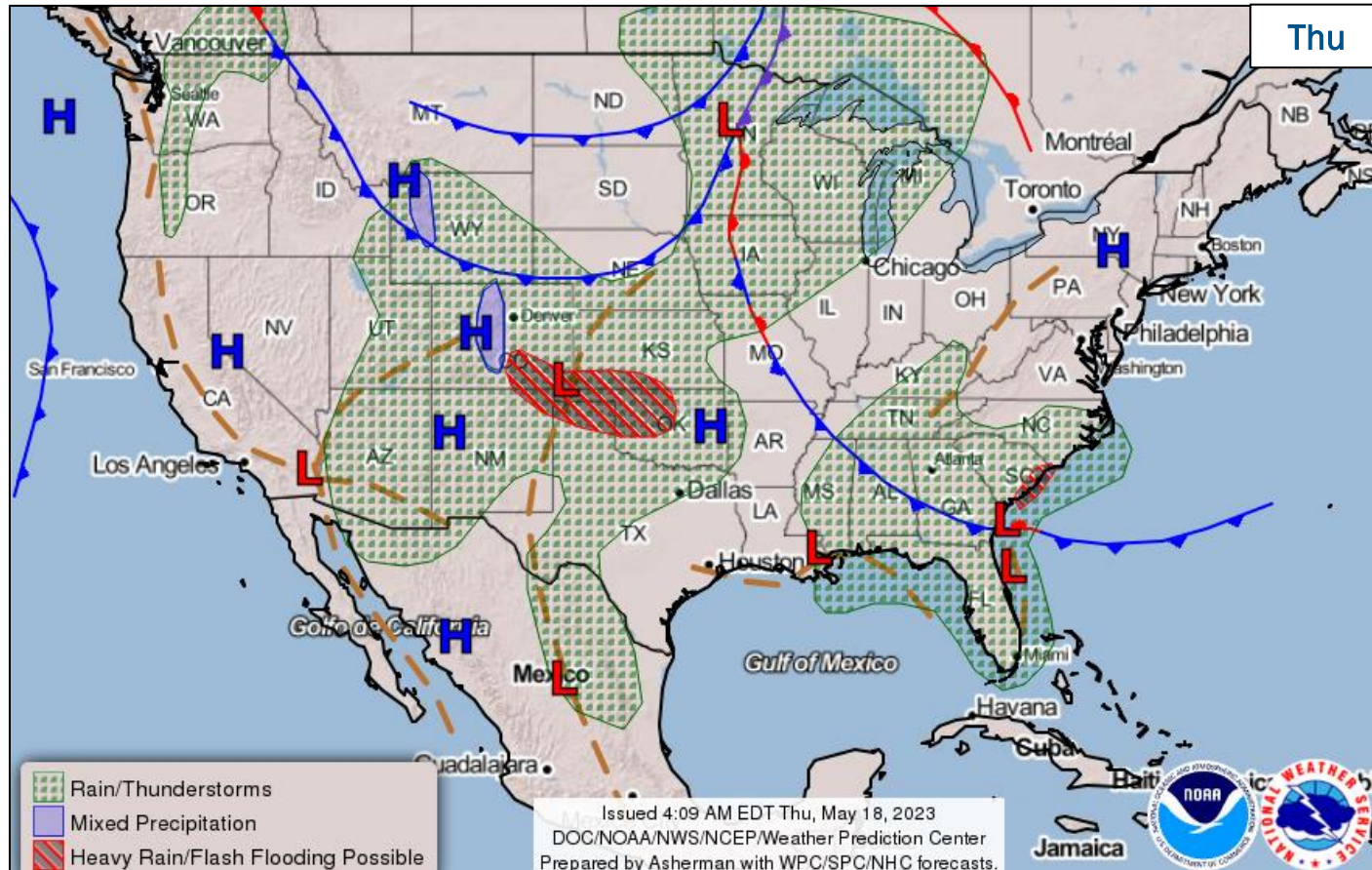
Event Monitoring

- No significant events



FEMA

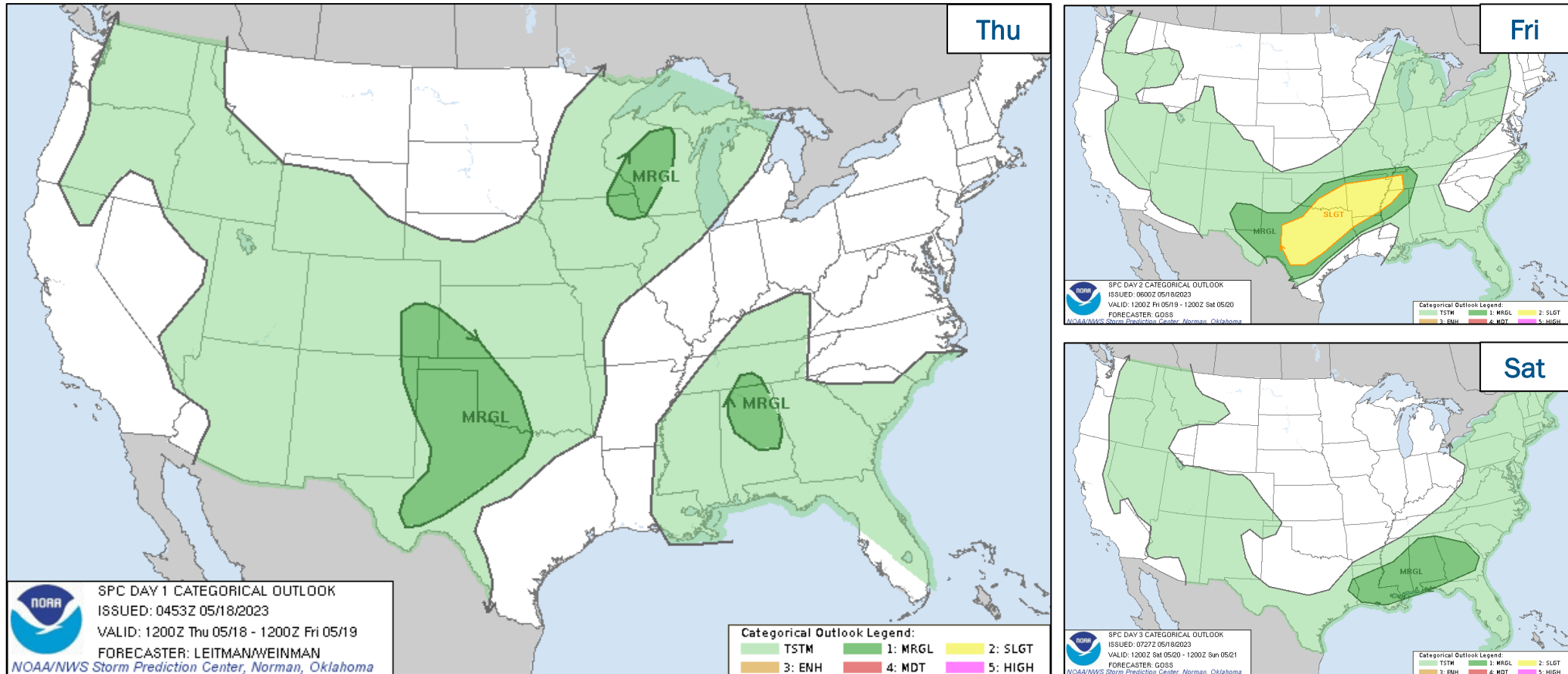
National Weather Forecast



FEMA

National Watch Center

Severe Weather Outlook



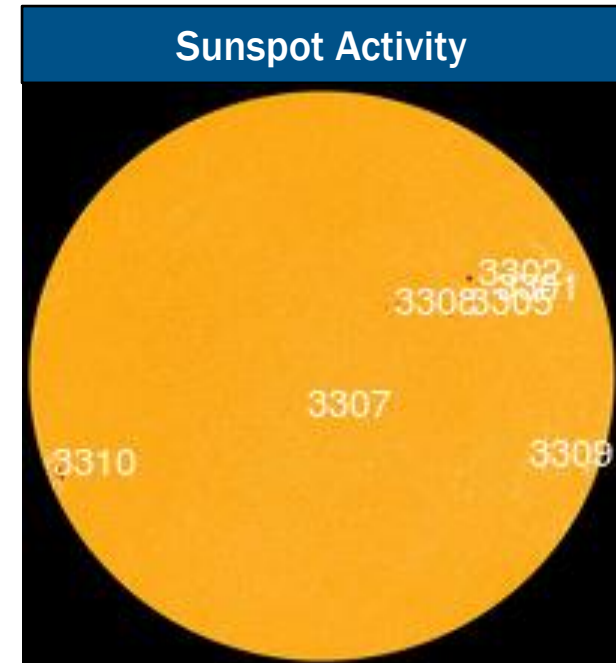
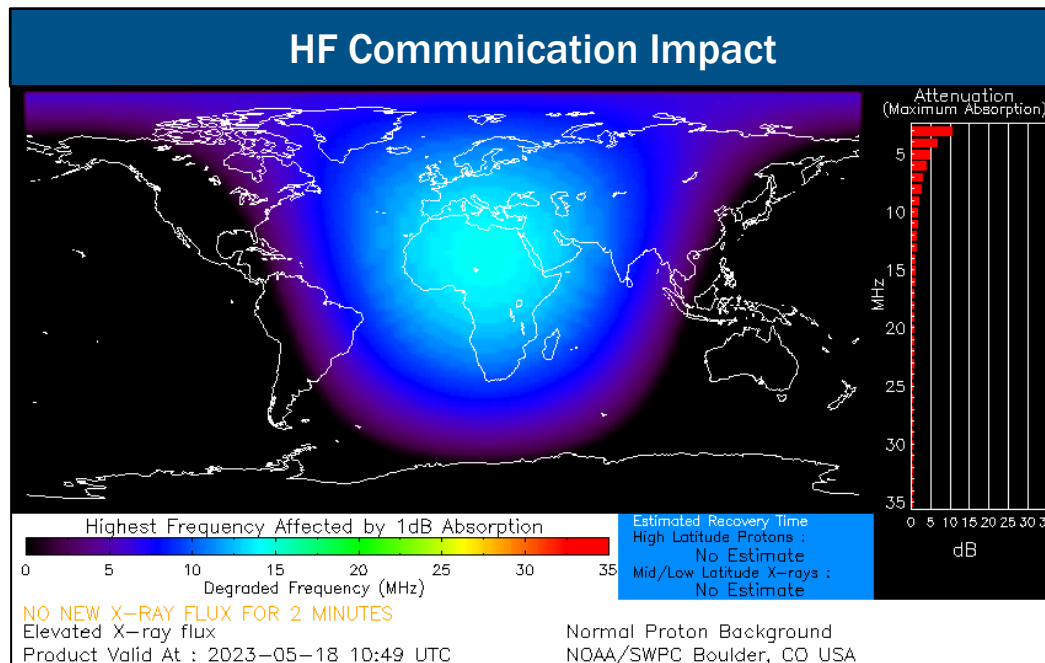
FEMA

National Watch Center

Space Weather Outlook

Minor	Space Weather Activity	Geomagnetic Storms	Solar Radiation	Radio Blackouts
Past 24 Hours	None	None	None	None
Next 24 Hours	None	None	None	None

For further information on NOAA Space Weather Scales refer to: <http://www.swpc.noaa.gov/noaa-scales-explanation>
 For further information on Sunspot Activity refer to: <https://www.swpc.noaa.gov/phenomena/sunspotssolar-cycle>



FEMA

FEMA Common Operating Picture

15 + 7
Joint Field Offices Virtual Joint Field Offices Supporting

59 + 4
Major Disasters Emergency Declarations


9 Direct Housing Missions
12 RSF-Supported Disasters

Thursday
May 18, 2023
8:30 a.m. ET


FEMA HQ		
NWC	NRCC	
Monitoring	Rostered	
FEMA REGIONS		
Watch	RRCC	
Monitoring	I	Rostered
Monitoring	II	Rostered
Monitoring	III	Rostered
Monitoring	IV	Rostered
Monitoring	V	Rostered
Monitoring	VI	Rostered
Monitoring	VII	Rostered
Enhanced	VIII	Rostered
Monitoring	IX	Rostered
Monitoring	X	Rostered
Notes:		
RWC/RRCC: • RVIII RWC: Flooding (Day Shift)	State EOCs: • AL/MS: Severe Weather • FL: TC Ian • AK/CA/IA/MT/NV/UT: Flooding • TX/UT: Ongoing Operations • NM: Fire Weather • CO: Avian Influenza, Public Health Support, and Suncor Refinery • AZ/CO: SW Border Coordination • WY: Winter Weather Impacts • CA: COVID Support	
Surge Capacity Force		
Rostered 7,319	Deployed 0	

N-IMATs	
2-4 Teams Available	
Red	
White	
Blue	
Gold	
R-IMATs	
≥ 7 Teams Available	
I	ME
II	Training
III	2
IV-1	MS
IV-2	
V	IN
VI-1	AR
VI-2	OK
VII	Training/Exercise
VIII	
IX-1	Personnel
IX-2	CA
X	1


REGIONAL BREAKDOWN			
	JFO/VJFO	DR	EM
I	2/0	6	0
II	1/2	3	1
III	1/0	1	0
IV	6/1	15	2
V	1/0	1	0
VI	3/1	6	0
VII	0/0	0	0
VIII	0/1	5	0
IX	0/1	12	1
X	1/1	10	0




Alaska




Northern Mariana Islands



Guam

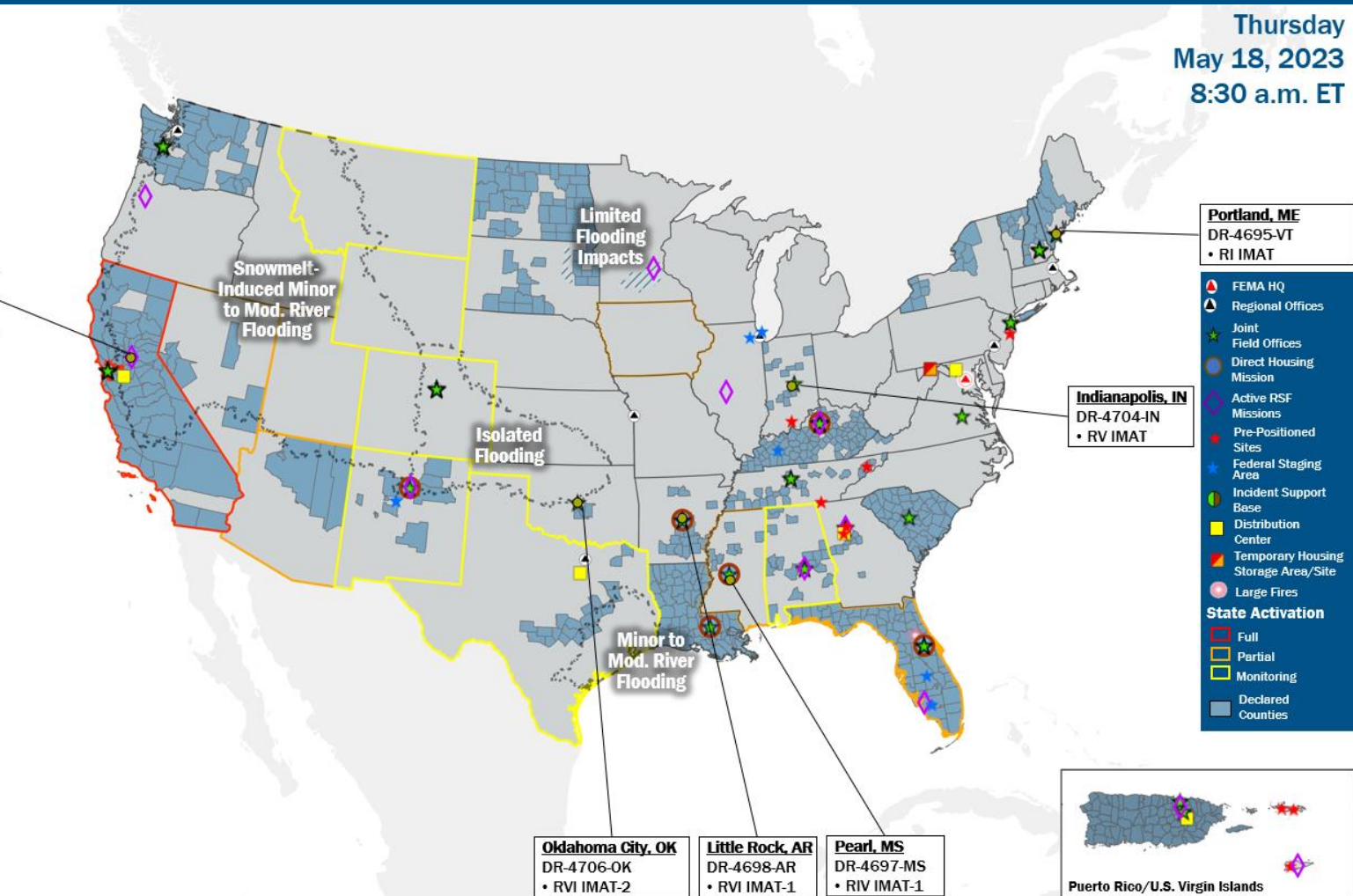


American Samoa



Hawaii

Sacramento, CA
DR-4683-CA
• RIX IMAT-2



IM Workforce

13,441 Assigned
4,394 (-38) Unavailable
5,720 (+6) Deployed

25% / 3,327 (+32) Available

IM Cadre Availability ≤ 25% Availability

Civil Rights: 15% (20/137); Disaster Field Training Operations: 23% (21/93); Disability Integration: 2% (1/58); External Affairs: 23% (112/495); Environmental Planning and Historic Preservation: 13% (107/822); Field Leadership: 7% (10/136); Hazard Mitigation: 13% (159/1,223); Human Resources: 10% (16/162); Interagency Recovery Coordination: 14% (42/304); Information Technology: 23% (142/608); Logistics: 21% (315/1,476); Operations: 12% (41/350); Public Assistance: 6% (140/2,185); Planning: 9% (42/448); Safety: 9% (7/79); Security: 15% (21/142)

MERS

≥ 66%

36 Assigned
0 Unavailable
0 Deployed

36 Available

US&R

≥ 66%

28 Assigned
2 Unavailable
0 Deployed

26 Available

FCO

≤ 1 Type I

48 Assigned
9 Unavailable
33 (25 FCOR) Deployed

6 Available

Joint Preliminary Damage Assessments

Region	State / Location	Incident	IA	Number of Counties		Start - End
			PA	Requested	Complete	
I	ME	Flooding Apr 30 - May 1	IA	0	0	N/A
			PA	9	0	TBD
II	NY	Severe Winter Storm Dec 23-25	IA	0	0	N/A
			PA	7	5	1/24 - TBD
V	MI	Flooding Apr 10	IA	0	0	N/A
			PA	8	0	5/22 - TBD
	MN	Flooding Apr 11-30	IA	0	0	N/A
			PA	28	0	5/15 - TBD
			Prairie Island Indian Community	IA	0	0
PA	1	0		5/15 - TBD		
VI	TX	Winter Storm Jan 29 and continuing	IA	0	0	N/A
			PA	31	24	3/6 - TBD
VIII	ND	Spring Flooding Apr 10 - May 6	IA	0	0	N/A
			PA	22	0	5/22 - TBD



FEMA

Declaration Requests in Process – 5

State / Tribe / Territory – Incident Description	Type	IA	PA	HM	Requested
CNO* – Tornadoes	DR		X	X	Jan 3
SBLI** – Severe Winter Storm and Flooding	DR		X	X	Apr 21
SBLI** – Severe Storm and Flooding	DR		X	X	Apr 21
TN – Severe Storms, Straight-Line Winds, and Tornadoes	DR		X	X	Apr 27
NH – Severe Winter Storm and Snowstorm	DR		X	X	May 12

* Choctaw Nation of Oklahoma

** Soboba Band of Luiseño Indians



FEMA

Declaration Amendments

Declaration	Number	Issued	Action
FEMA-4701-DR-TN	1	May 17	Adds 3 counties for Public Assistance; adds 8 counties for permanent work [Categories C-G] (already designated for Individual Assistance and assistance for debris removal and emergency protective measures Categories A and B], including direct federal assistance, under the Public Assistance program)



FEMA

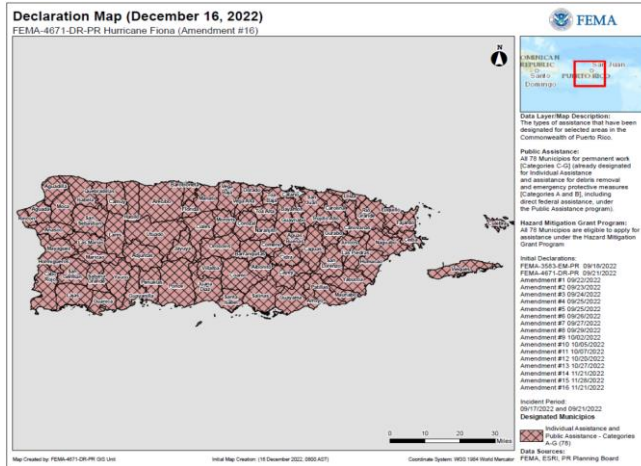


INDIVIDUAL ASSISTANCE SUMMARY

<u>Registrations</u> >1.2 M	<u>Individuals & Households Program</u> >\$639 M
<u>Small Business Administration Loans</u> > \$106 M	<u>Housing Assistance</u> >\$65 M
<u>NFIP Payouts</u> >\$4 M	<u>Other Needs Assistance</u> >\$574 M

INCIDENT SUMMARY

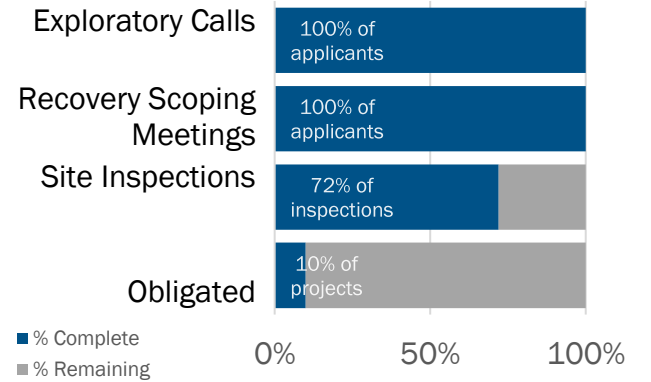
On September 21, 2022, a Major Disaster Declaration was declared for the Commonwealth of Puerto Rico, designating PA Cat. A & B (debris removal and emergency protective measures) for all 78 municipalities and Hazard Mitigation statewide. Fifteen (15) amendments were added over September, October and November. All municipalities now have IA, PA (Cat. A-G), and Hazard Mitigation approved. On October 20, 2022, Amendment #12 was approved for PA (Cat. A&B) 100% changed cost-sharing arrangements from 30 to 60 days. On November 21, 2022, last amendment (#16) was approved authorizing 90% of total eligible cost for PA (all categories), except assistance previously approved at 100%.



PUBLIC ASSISTANCE SUMMARY

<u>Applicants (eligible) :</u> 257	<u>Projects:</u> 3,194
<u>\$ Obligated:</u> >\$160 M	<u>Life of Disaster:</u> ~\$2 B

% of Phase Complete

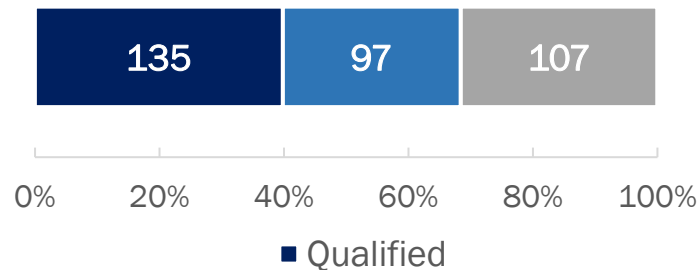


406 Mitigation with HMP: 155 of 165 projects (93%)

STAFF SUMMARY

Total Staff: 339 | Coach/Evaluators: 221

FEMA Staff by Deployed Proficiency Level



FCO ASSESSMENT

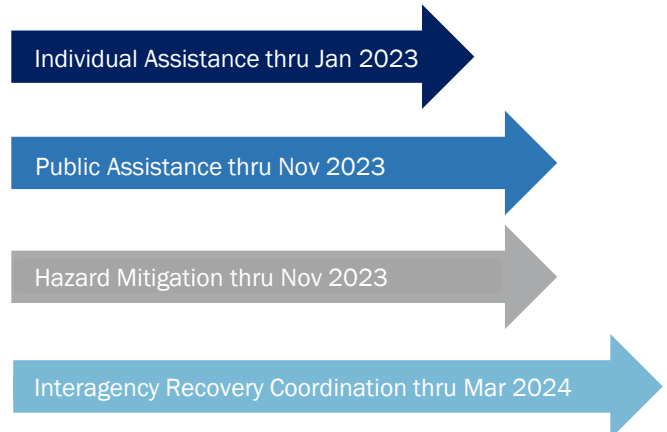
Priorities

- **Focus:** Survivor/Responder Safety, Power Grid Stabilization, Public Assistance and Hazard Mitigation program deliver.

Outcomes

- **Infrastructure:** Restored, modernized, hardened and resilient systems
- **Economic:** Sustainable, diversified and resilient economy
- **Community Recovery:** Resilient recovery of SLTT communities

TRANSITION TIMELINE



FCO Senior Leadership COP Brief

Recovery Support Functions (RSF)

Recovery Outcomes	
Housing	Housing: Adequate, resilient, accessible, and affordable housing
	1 All survivors whose primary residences were damaged or destroyed or were displaced by the disaster have returned and re-established residence in permanent housing within the affected community
	2 Survivors can afford post-disaster permanent housing units within the affected community without post-disaster assistance
	3 Post-disaster permanent housing units in the affected community meet or exceed recognized residential codes and standards and incorporate recommended mitigation measures appropriate to the area's hazards (e.g., flooding, fire, high winds), or include resiliency measures
	4
	5
Economic	Economic: Sustainable, diversified and resilient economy
	1 Business activities are resumed and restored, including those local and marginalized businesses and major employers
	2 Local and state government ability to facilitate and regulate business activities is restored
	3 Tax base and revenue streams from businesses are restored
	4 Communities have Comprehensive Economic Development Strategies that measures the recovery process
	5 Financial activities essential to credit and insurance coverage and flows are restored
Community Assistance	Community Recovery: Resilient recovery of SLTT communities
	1 Community Conditions Assessment + Community Profiles
	2 Status of emergency plans, such as the Mitigation plan and Pre-Disaster Recovery Plan
	3 Community engagement and communication strategy is in place for long-term recovery plan or strategy
	4 Mitigation and recovery projects have been implemented
	5 Inclusive communications strategy developed for long-term recovery planning or strategy

Recovery Outcomes	
Infrastructure Systems	Infrastructure: Restored, modernized, hardened and resilient systems
	1 Power systems and fuel delivery services have been repaired, modernized, and strengthened for future disasters
	2 Water systems, dams, levees, and service capacities have been repaired, modernized, and strengthened for future disasters
	3 Communication systems and services have been repaired, modernized, and strengthened against future disasters
	4 Public and private transportation systems, to include those supporting marginalized areas are repaired and reliable
	5 Government and PNP facilities have been repaired, modernized and strengthened for future disasters
Health & Social Services	HSS: Sustainable and resilient health education and social service systems
	1 Households have safe drinking water and no hazardous and toxic materials
	2 Healthcare providers have resumed capacity to meet chronic or long-term health needs, as well as primary and emergency care
	3 Ensure survivors are provided necessary behavioral health and disaster case management services.
	4 Social Assistance programs that support vulnerable populations, e.g., have resumed delivery of financial and other materiel support and services to vulnerable segments of the community's population
	5 Schools are fully operational & providing full academic programs and can provide a safe, sanitary, and supportive environment
Natural & Cultural Resources	NCR: Restored, preserved, risk-resistant and resilient resources
	1 Natural resources in the affected community, to include socially marginalized, have been restored to protect people and ecosystems
	2 Resources associated with entertainment, education, recreation, and tourism have been repaired, and public accessibility restored
	3 Access to raw material and other commodities that sustain the local economy has been restored
	4 Sites and artifacts associated with the community's heritage and identity have been stabilized/protected, and public accessibility to these sites has been restored
	5



FCO Senior Leadership COP Brief

Recovery Outcomes

Activated RSFs:

INFRASTRUCTURE SYSTEMS:

Infrastructure: Restored, modernized, hardened, and resilient systems

Outcome Indicator (I1): Power systems and fuel delivery services have been repaired, modernized, and strengthened for future disasters

- On October 12, 2022, a request was received from the Governor of Puerto Rico for stabilization of the power grid through Direct Federal Assistance.
- The Puerto Rico Power System Stabilization Task Force was established with members from across the Federal Interagency and the Government of Puerto Rico to plan, coordinate, and integrate efforts to execute power system stabilization in Puerto Rico due to impacts caused by Hurricane Fiona.
- Under Mission Assignment to FEMA, USACE awarded contracts for temporary generation capability at the Palo Seco Power Plant for 150MW and the San Juan Power Plant for 200MW.

Outcome Indicator (I2): Water systems, dams, levees, and service capacities have been repaired, modernized, and strengthened for future disasters

- Study conducted on seven dams in three basins in Puerto Rico impacted by Hurricane Fiona
- Study was looking at positive and negative impacts to flooding with the dams being present, though not meant for flood control
- Studied as many aspects as possible from construction/status, emergency plans, hydrological effects, etc.
- Findings will be shared with stake holders in an effort to improve preparedness and resiliency of the communities in the area of and operators of the dams



FEMA

Helping people before, during, and after disasters.



Scan to subscribe to this briefing.