

FEMA National Watch Center

Daily Operations Briefing

Monday, February 13, 2023

8:30 a.m. ET



FEMA

National Current Ops / Monitoring

New Significant Incidents / Ongoing Ops

- No significant incidents / operations

Hazard Monitoring

- Heavy Snow and Mixed Precipitation – Portions of the Pacific Northwest, Southwest, Northern Intermountain, and the Northern Plains
- Rain and Thunderstorms – Southwest and the Southern and Central Plains

Disaster Declaration Activity

- 59 Amendment issued

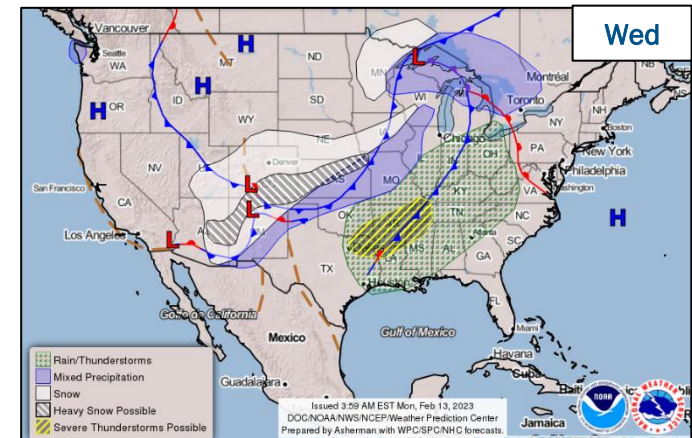
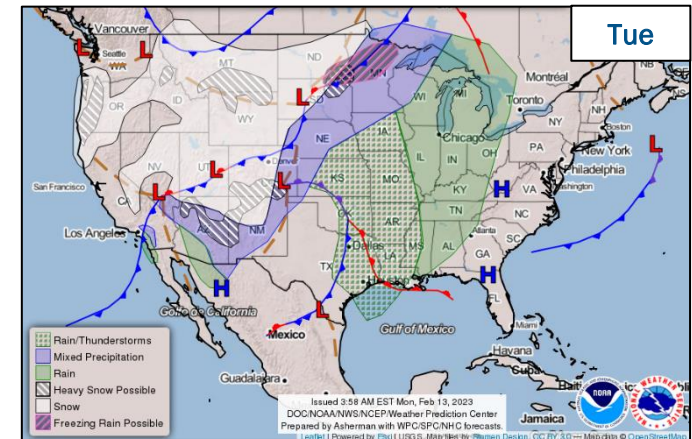
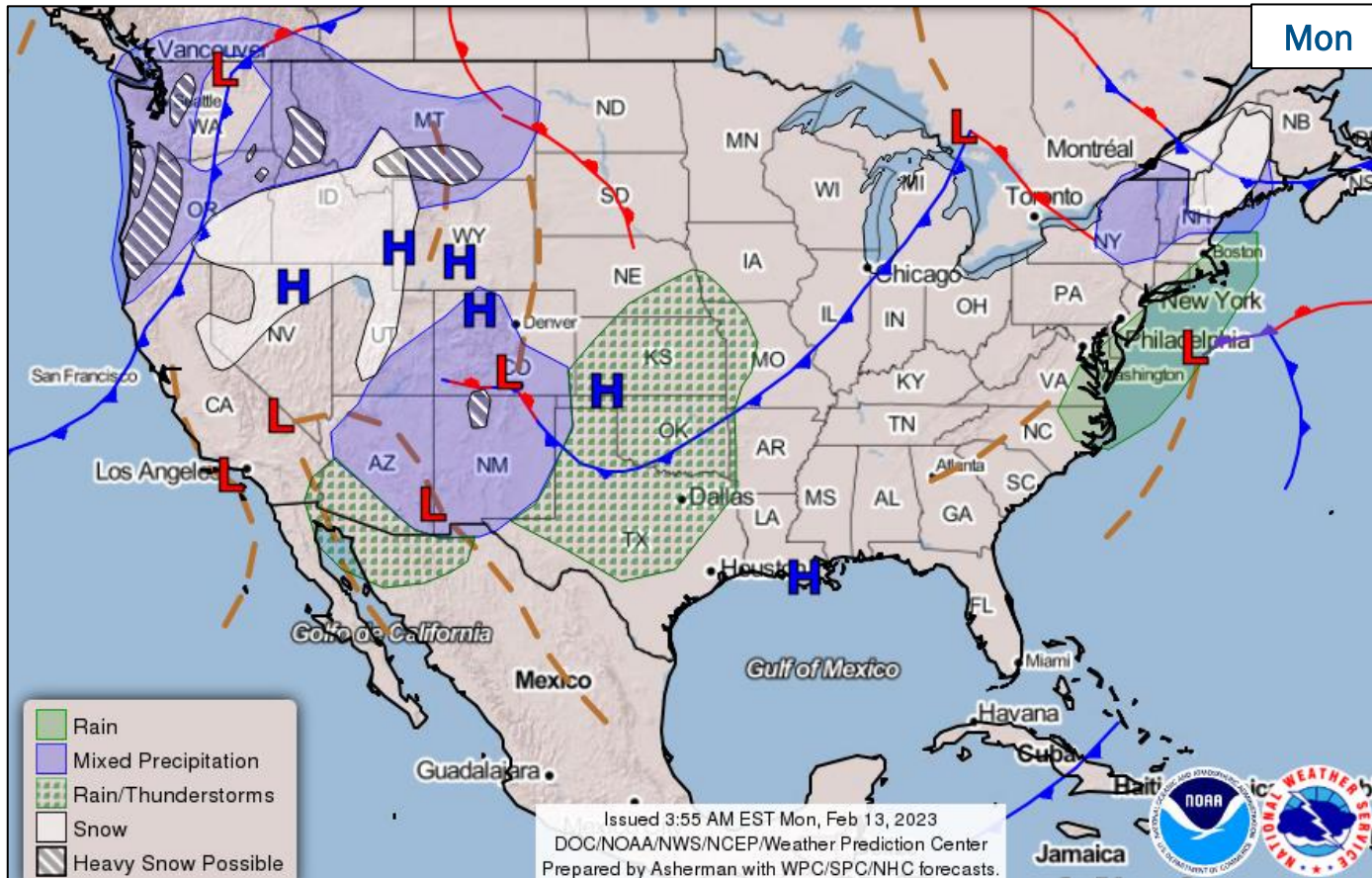
Event Monitoring

- No significant events



FEMA

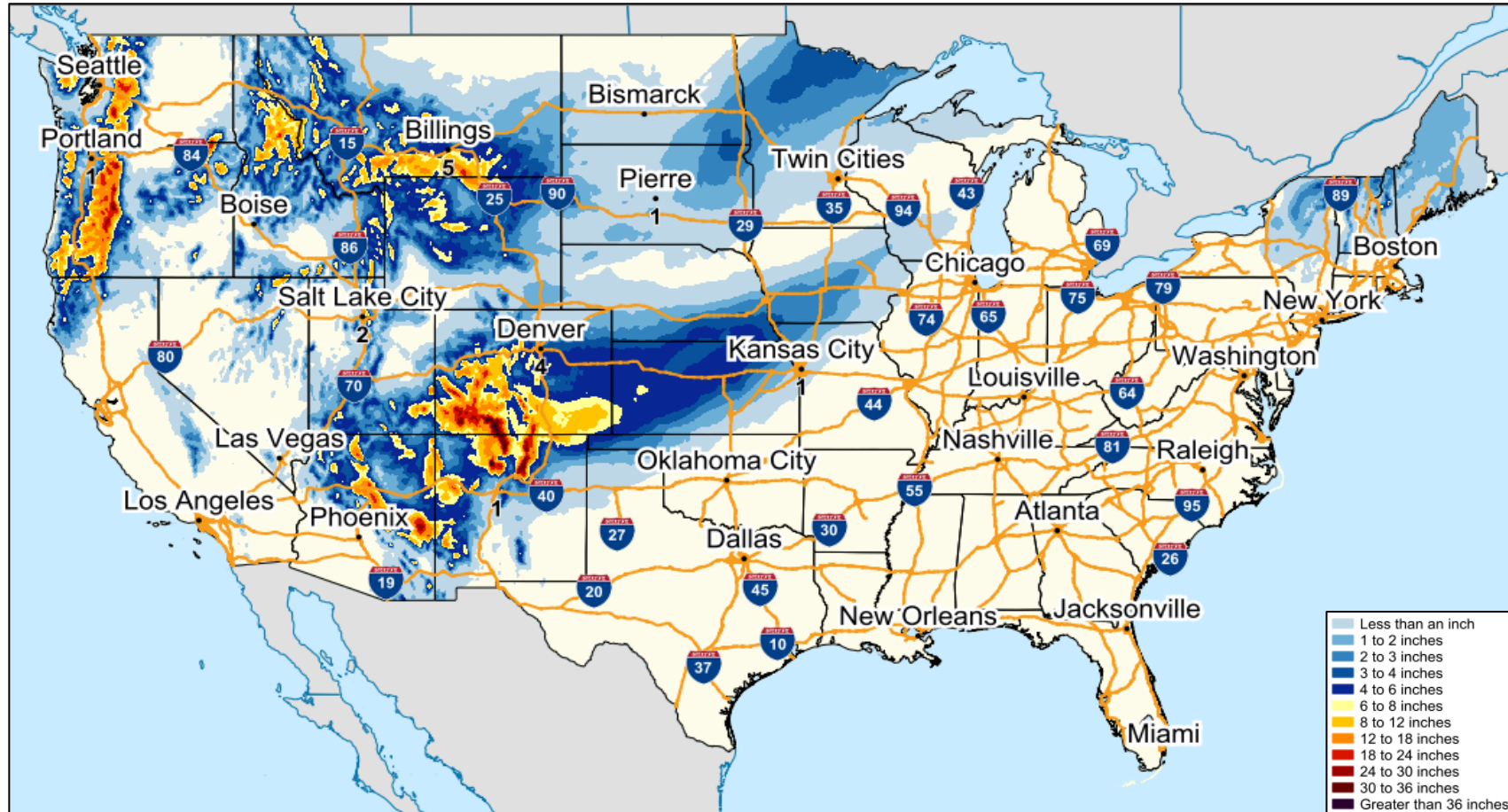
National Weather Forecast



FEMA

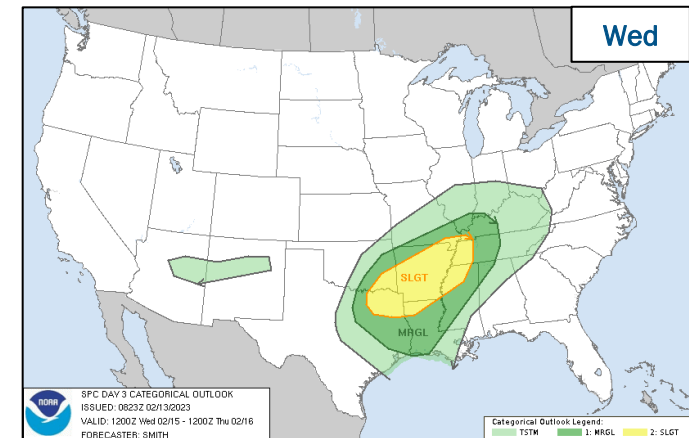
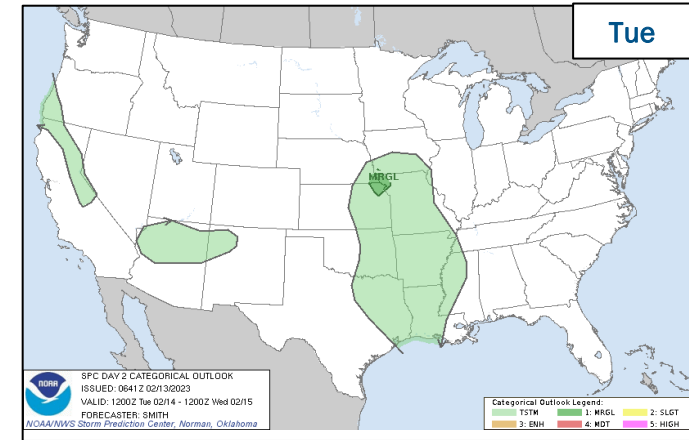
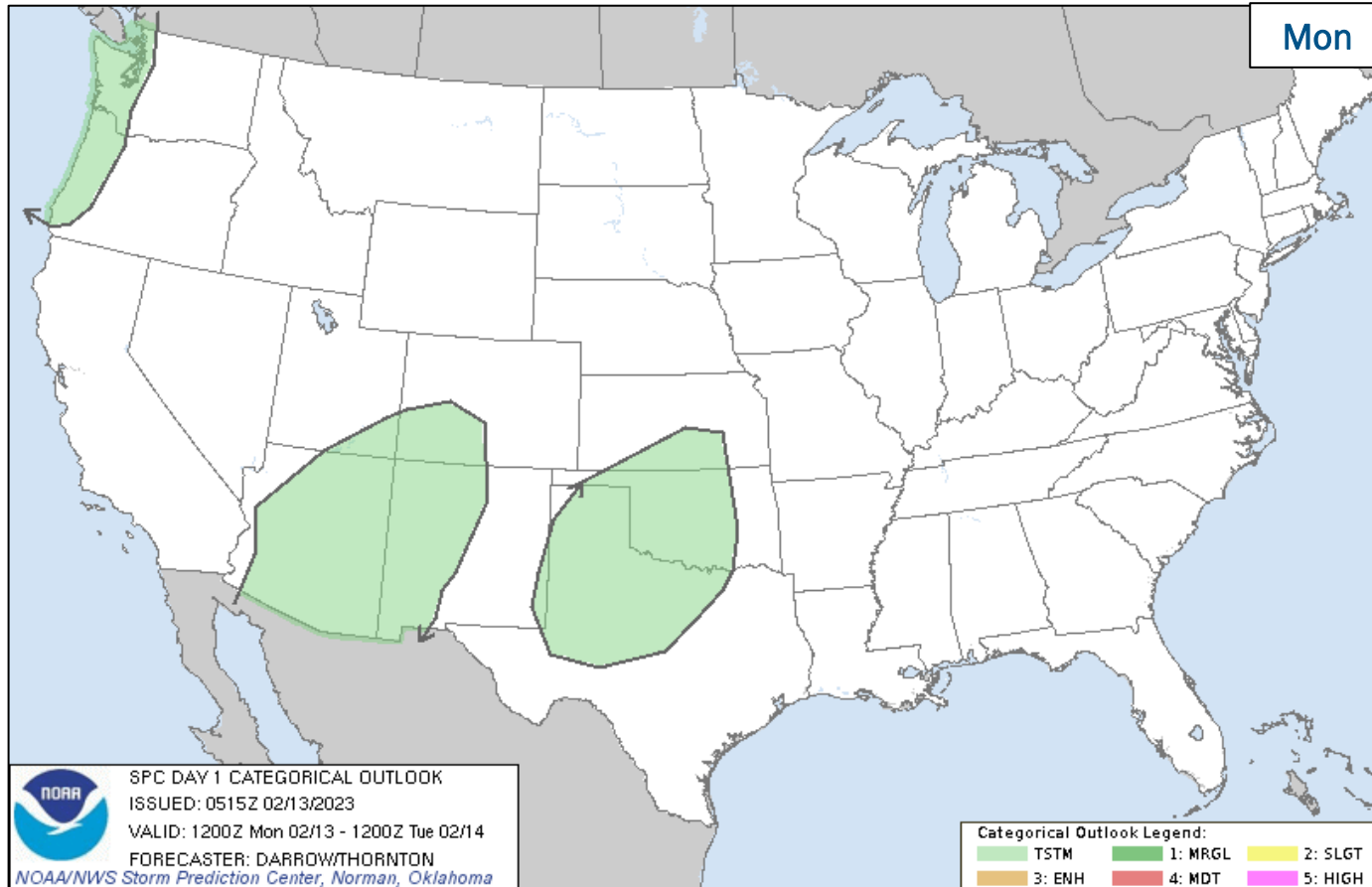
National Watch Center

Snowfall Forecast



FEMA

Severe Weather Outlook



FEMA

FEMA Common Operating Picture

11
Joint Field
Offices

9
Virtual Joint
Field Offices

52
Major
Disasters

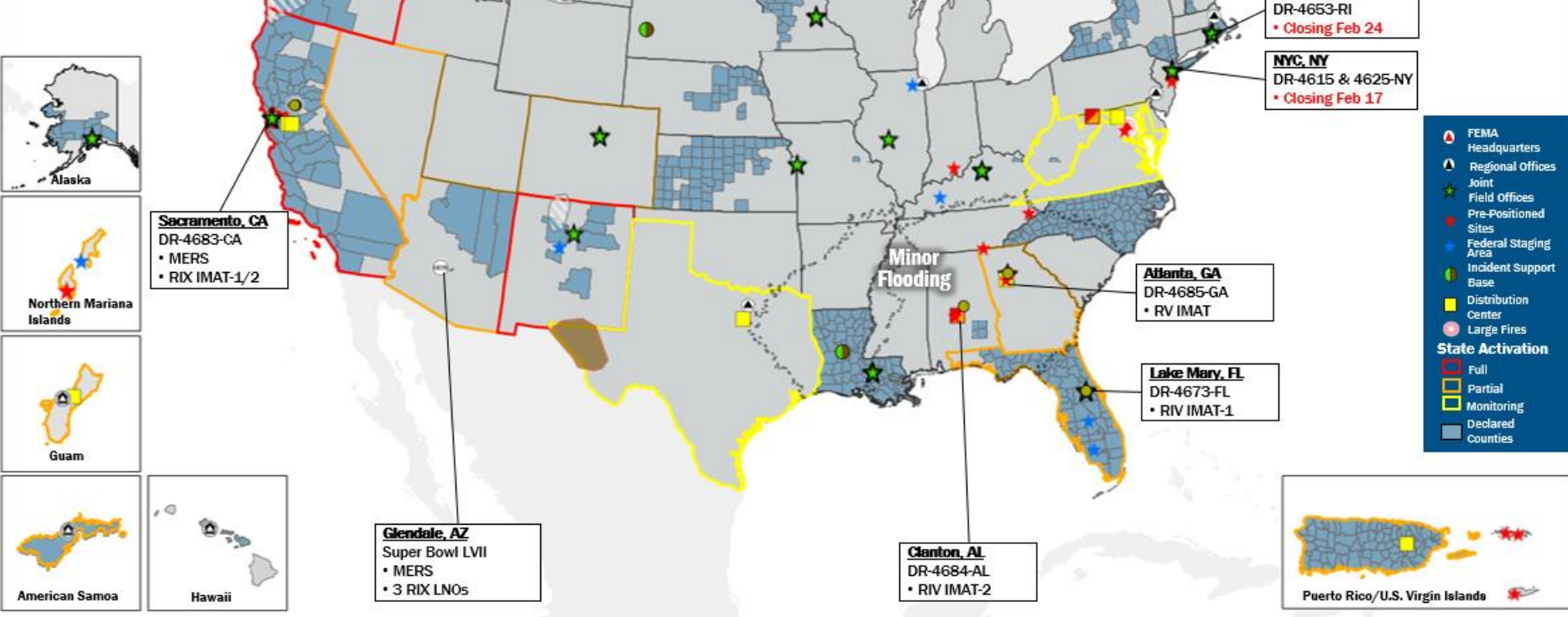
10
Emergency
Declarations

Monday
February 13, 2023
8:30 a.m. ET

| FEMA HQ | | |
|----------------------|---|----------|
| NWC | NRCC | |
| Monitoring | Rostered | |
| FEMA REGIONS | | |
| Watch | RRCC | |
| Monitoring | I | Rostered |
| Monitoring | II | Rostered |
| Monitoring | III | Rostered |
| Monitoring | IV | Rostered |
| Monitoring | V | Rostered |
| Monitoring | VI | Rostered |
| Monitoring | VII | Rostered |
| Monitoring | VIII | Rostered |
| Monitoring | IX | Rostered |
| Monitoring | X | Rostered |
| Notes: | | |
| RWCs/RRCCs: | STATE EOCs: | |
| | <ul style="list-style-type: none"> PR: TC Fiona WA: Winter Weather AL/GA: Severe Weather FL: TC Ian CA/NM: Flooding NM: Wildfires TX: Ongoing Operations CO: Avian Influenza, Public Health Support and Suncor Refinery AZ/CO: SW Border Coordination AS/CA: Seismic Activity OR: RSV, Influenza Surge, and Homeless State of Emergency WA: European Green Crabs and Flu & RSV Season VA: Humanitarian Support/ Winter Weather | |
| Surge Capacity Force | | |
| Rostered | Deployed | |
| 7,626 | 0 | |

| N-IMATs | |
|---|-----------|
| 2-4 Teams Available | |
| Red | |
| White | |
| Blue | |
| Gold | |
| R-IMATs | |
| ≥ 7 Teams Available | |
| I | 1 |
| II | |
| III | |
| IV-1 | FL |
| IV-2 | AL |
| V | GA |
| VI-1 | Personnel |
| VI-2 | |
| VII | 2 |
| VIII | |
| IX-1 | CA |
| IX-2 | CA |
| X | Personnel |
| <ul style="list-style-type: none"> Fully Mission Capable (FMC) Partially Mission Capable (PMC) Not Mission Capable (NMC) Deployed | |

| REGIONAL BREAKDOWN | | | |
|--------------------|----------|----|----|
| | JFO/VJFO | DR | EM |
| I | 1/0 | 4 | 0 |
| II | 2/3 | 5 | 4 |
| III | 0/0 | 3 | 0 |
| IV | 2/1 | 10 | 3 |
| V | 2/0 | 4 | 0 |
| VI | 1/1 | 2 | 3 |
| VII | 0/1 | 2 | 0 |
| VIII | 1/1 | 3 | 0 |
| IX | 0/1 | 7 | 0 |
| X | 2/1 | 12 | 0 |



IM Workforce

13,293 Assigned
3,906 (+35) Unavailable
5,781 (-36) Deployed

27% / 3,606 (-1) Available

IM Cadre Availability ≤ 25% Availability

Civil Rights: 20% (24/122); Disability Integration: 7% (4/61); Environmental Planning and Historic Preservation: 21% (175/839); Field Leadership: 17% (25/144); Hazard Mitigation: 12% (154/1,241); Human Resources: 23% (37/161); Logistics: 21% (299/1,398); Operations: 17% (65/372); Public Assistance: 14% (295/2,170); Planning: 19% (88/474); Safety 23% (18/77); Security: 14% (20/145)

MERS

≥ 66%

36 Assigned
0 Unavailable
0 Deployed

36 Available

US&R

≥ 66%

28 Assigned
4 Unavailable
0 Deployed

24 Available

FCO

≤ 1 Type I

50 Assigned
3 Unavailable
42 (24 FCOR) Deployed

5 Available

Joint Preliminary Damage Assessments

| Region | State / Location | Incident | IA | Number of Counties | | Start - End |
|--------|------------------|-----------------------------------|----|--------------------|----------|-------------|
| | | | PA | Requested | Complete | |
| I | ME | Winter Storm Dec 23-24 | IA | 0 | 0 | N/A |
| | | | PA | 8 | 4 | 1/9 - TBD |
| | NH | Winter Storm Dec 23-25 | IA | 0 | 0 | N/A |
| | | | PA | 8 | 0 | 1/17 - TBD |
| | VT | Winter Storm Dec 23 | IA | 0 | 0 | N/A |
| | | | PA | 9 | 8 | 1/13 - TBD |
| II | NY | Severe Winter Storm Dec 23 | IA | 0 | 0 | N/A |
| | | | PA | 4 | 0 | 1/24 - TBD |
| X | OR | Severe Winter Storms Dec 23-31 | IA | 0 | 0 | N/A |
| | | | PA | 9 | 0 | 2/13 - TBD |



FEMA

Declaration Amendments

| Declaration | Issued | Action |
|---------------|--------|---|
| FEMA-COVID-DR | Feb 10 | 59 amendments issued establishing May 11, 2023, as incident closure date for COVID declarations |



FEMA

Declaration Requests in Process – 7

| State / Tribe / Territory – Incident Description | Type | IA | PA | HM | Requested |
|--|------|----|----|----|-----------|
| Choctaw Nation of Oklahoma – Tornadoes | DR | | X | X | Jan 3 |
| Oglala Sioux Tribe – Severe Winter Storms and Snowstorms | DR | | X | X | Jan 19 |
| Rosebud Sioux Tribe – Severe Winter Storms and Snowstorms | DR | | X | X | Jan 13 |
| HI – Mauna Loa Volcanic Eruption | DR | | X | X | Jan 20 |
| WV – Severe Storms, Flooding, Landslides, and Mudslides (Appeal) | DR | X | X | X | Jan 27 |
| TX – Severe Storms and Tornadoes | DR | X | | X | Feb 7 |
| SD – Severe Winter Storm and Snowstorm | DR | | X | X | Feb 9 |



FEMA



FEMA

Helping people before, during, and after disasters.



Scan to subscribe to this briefing.