

FEMA National Watch Center

Daily Operations Briefing

Thursday, January 26, 2023

8:30 a.m. ET



FEMA

National Current Ops / Monitoring

New Significant Incidents / Ongoing Ops

- No significant incidents /operations

Hazard Monitoring

- Heavy snow – Northern Intermountain to Northern Plains and Central Rockies; Central Appalachians; Great Lakes, Northeast
- Freezing rain – Northern Intermountain, Northern Plains, and Northeast

Disaster Declaration Activity

- No new declaration activity

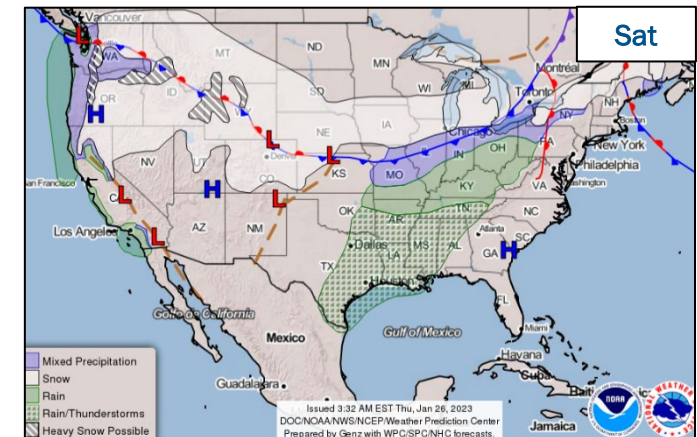
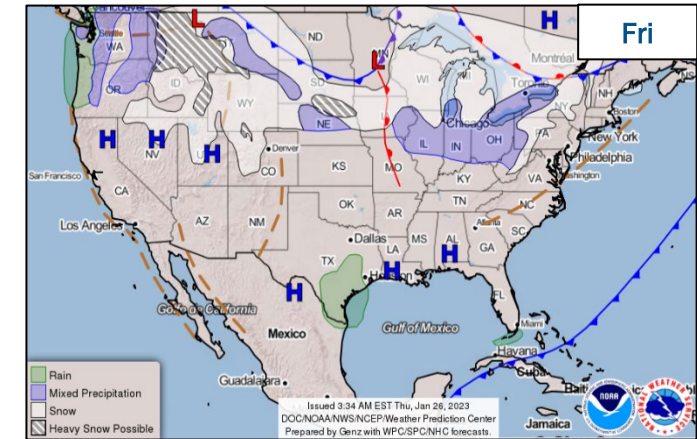
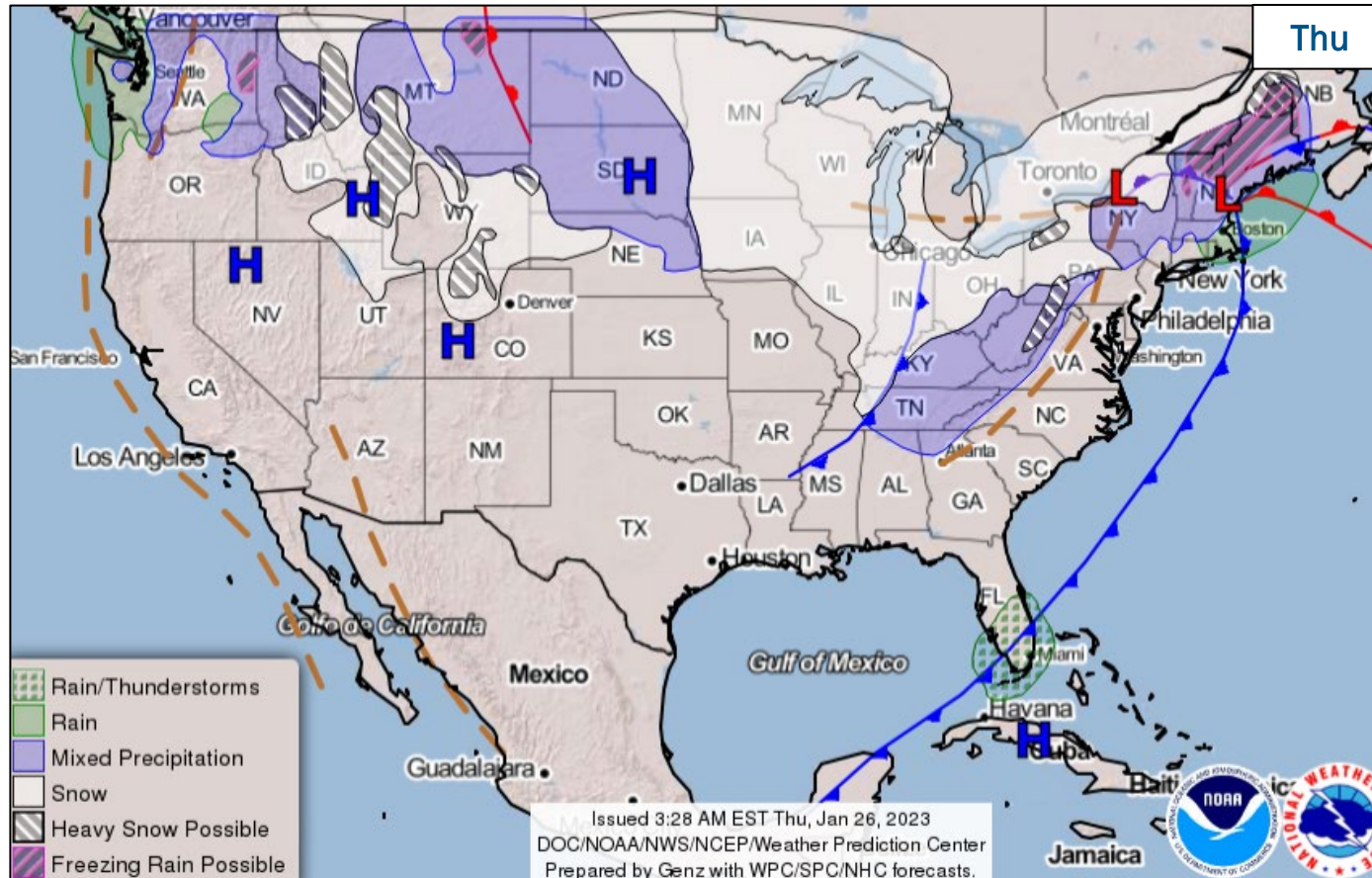
Event Monitoring

- 2023 State of the Union – Washington DC – Feb 7



FEMA

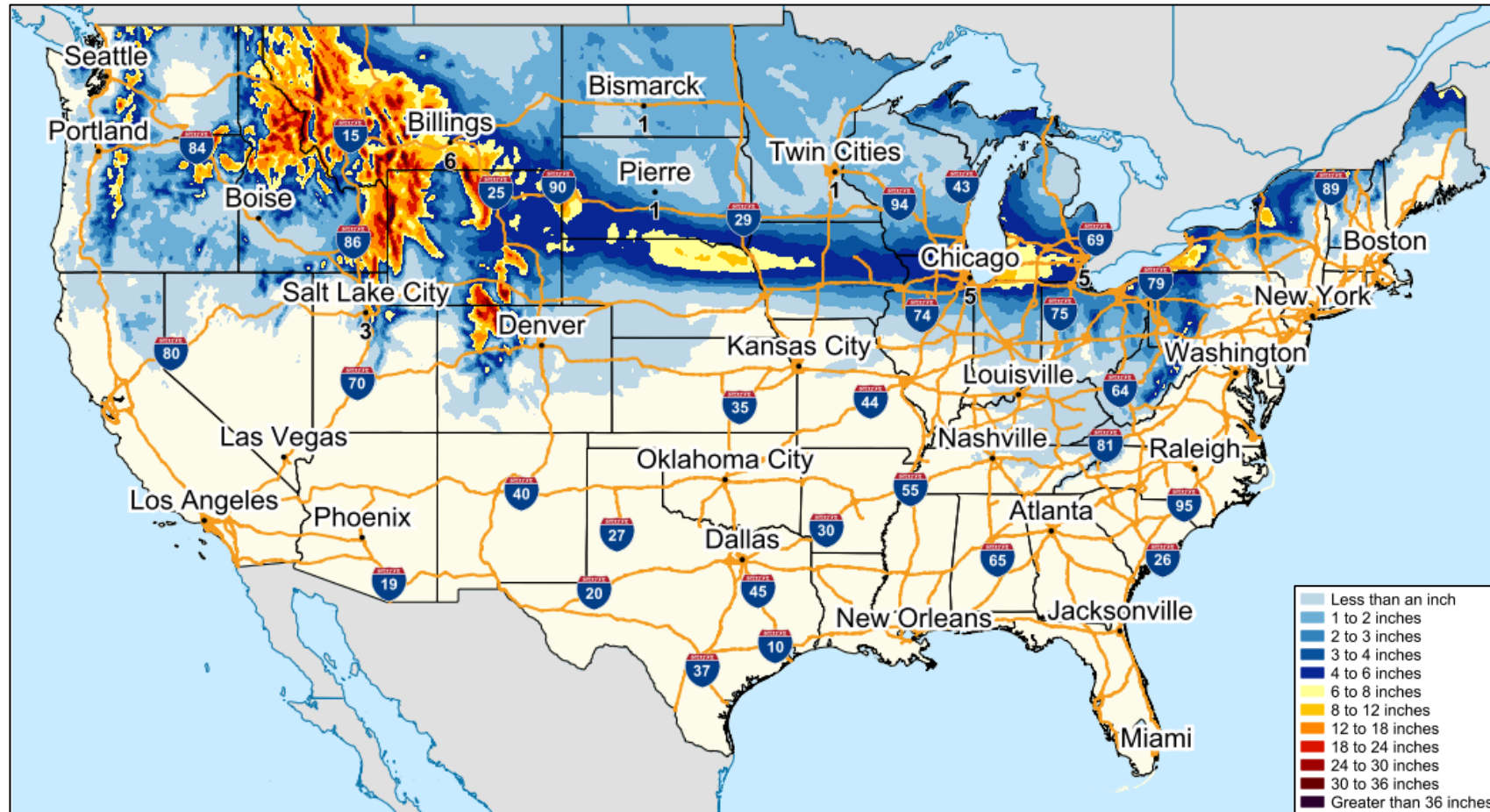
National Weather Forecast



FEMA

National Watch Center

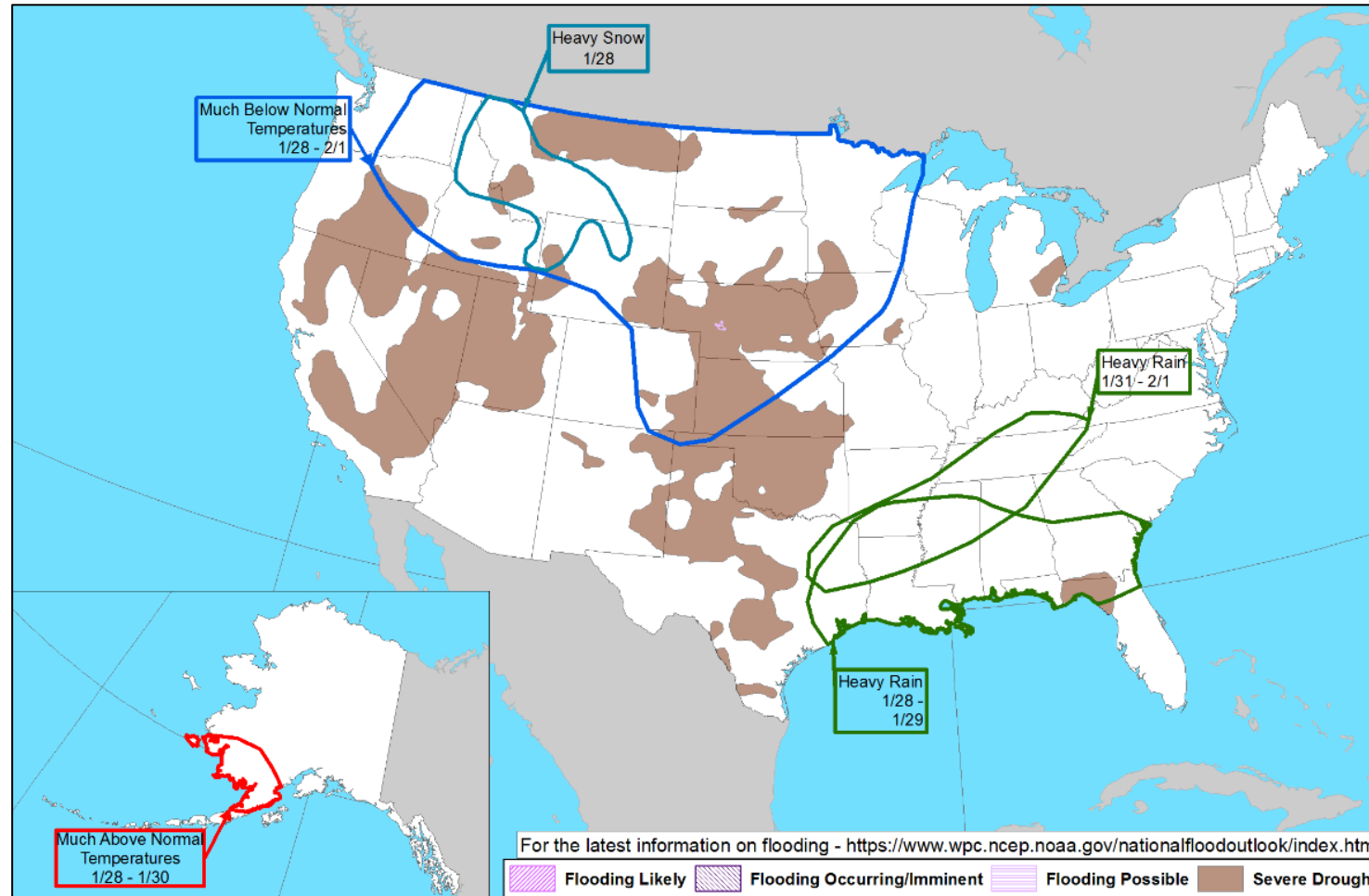
Snowfall Forecast



FEMA

National Watch Center

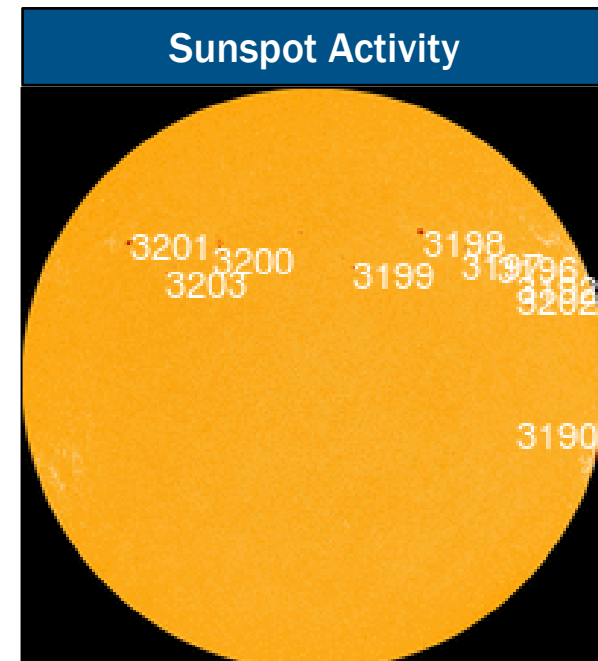
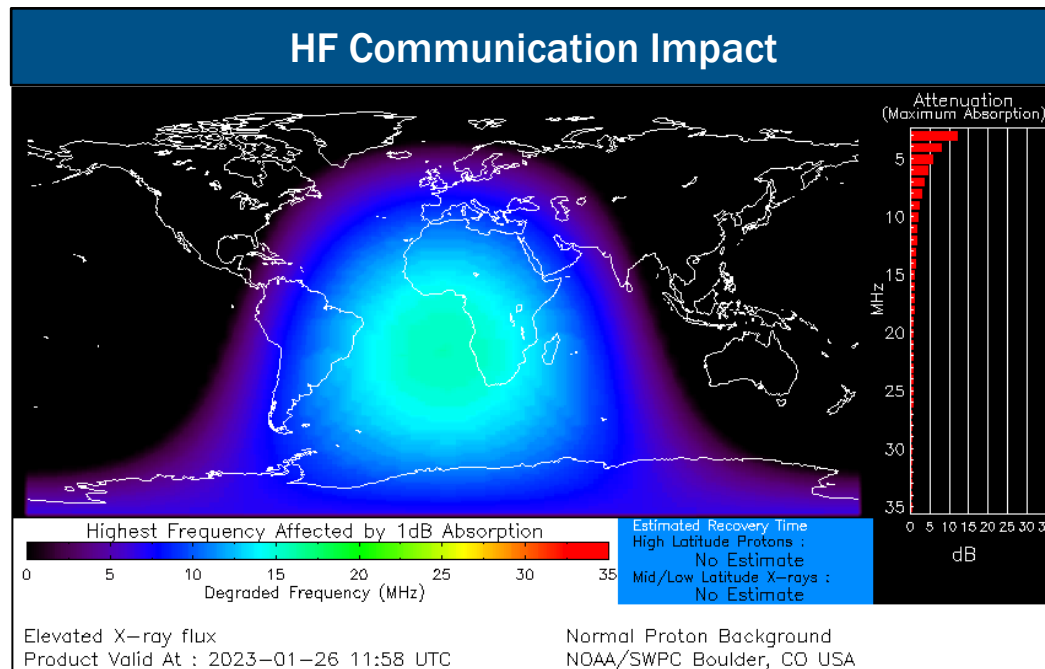
Hazards Outlook – Jan 28 - Feb 1



FEMA

Space Weather Outlook

	Space Weather Activity	Geomagnetic Storms	Solar Radiation	Radio Blackouts
Past 24 Hours	Minor	None	None	R1
Next 24 Hours	None	None	None	None
For further information on NOAA Space Weather Scales refer to: http://www.swpc.noaa.gov/noaa-scales-explanation For further information on Sunspot Activity refer to: https://www.swpc.noaa.gov/phenomena/sunspotssolar-cycle				



FEMA

National Watch Center

FEMA Common Operating Picture

13

Joint Field
Offices

9

Virtual Joint
Field Offices

56

Major
Disasters

11

Emergency
Declarations

Thursday
January 26, 2023
8:30 a.m. ET

FEMA HQ

NWC
Monitoring

NRCC
Rostered

FEMA REGIONS

Watch
Monitoring

RRCC
Rostered

Monitoring
I

Rostered
II

Monitoring
III

Rostered
IV

Monitoring
V

Rostered
VI

Monitoring
VII

Rostered
VIII

Monitoring
IX

Rostered
X

Monitoring
Notes:

RWCs/RRCCs
RV RWC: Alt Location

STATE EOCs:

NJ: TC Ida and Monkeypox

CO: NJ: Avian Influenza

PR: TC Fiona

TN: WA/NH/MO/NJ: Winter Weather

AL/GA: Severe Weather

FL: TC Ian

IL: SW Border Bus Rec & Coord

CA/NM: Flooding

NM: Wildfires

TX: Ongoing Operations

KS: All Hazards

CO: Public Health Support and Suncor Refinery

AZ/CO: SW Border Coordination

AS/CA: Seismic Activity

OR: RSV, Influenza Surge, and Homeless State of Emergency

WA: European Green Crabs and Flu & RSV Season

Surge Capacity Force

Rostered
7,628

Deployed
0

N-IMATs

2-4 Teams Available

Red
CA

White
Demobilizing

Blue

Gold

R-IMATs

4-6 Teams Available

I
2

II
NJ

III
1

IV-1
FL

IV-2
AL

V
GA

VI-1
Personnel

VI-2

VII
3

VIII

IX-1
CA

IX-2
CA

X
Personnel

Fully Mission Capable (FMC)

Partially Mission Capable (PMC)

Not Mission Capable (NMC)

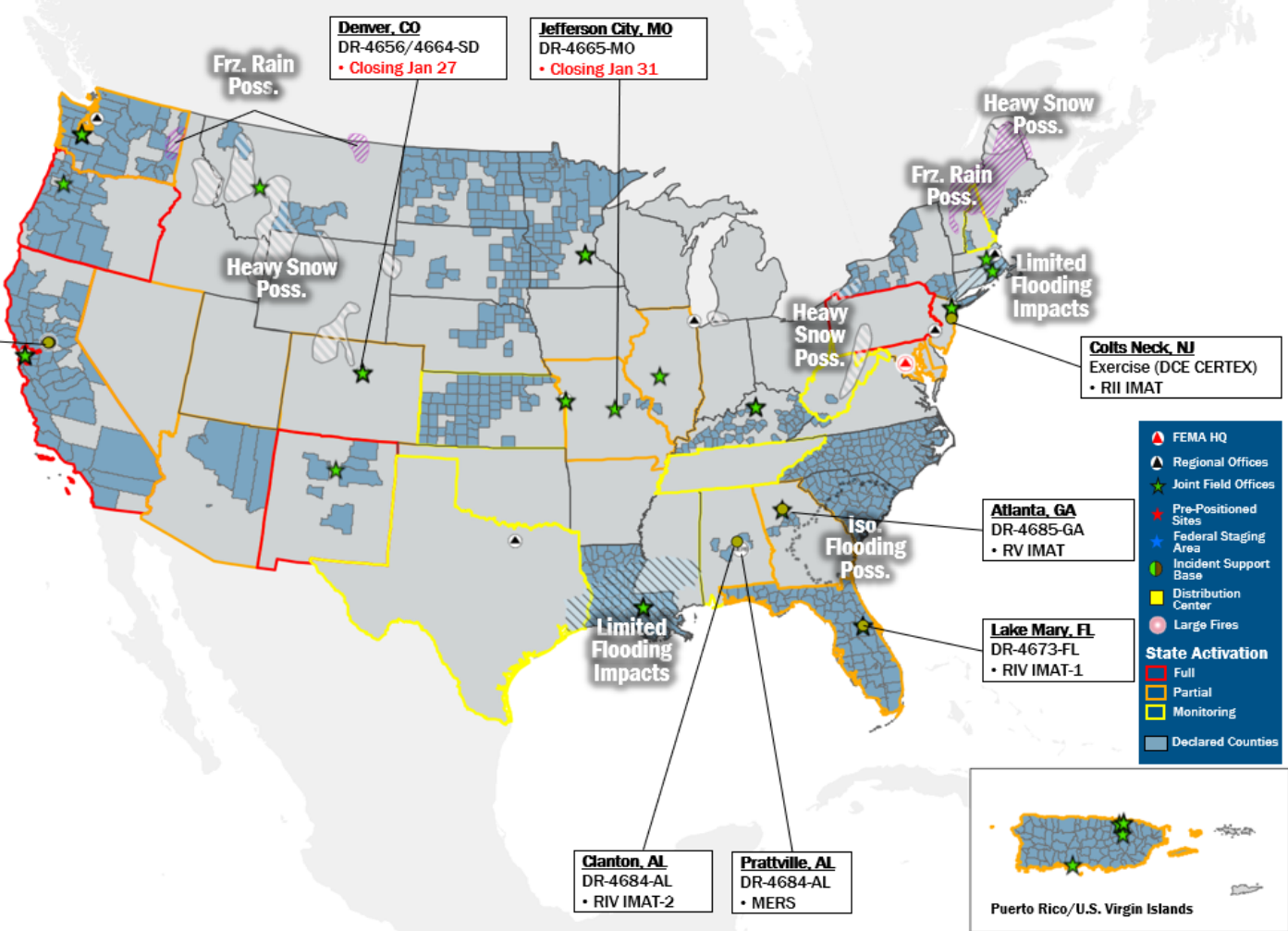
Deployed

REGIONAL BREAKDOWN

	JFO/VJFO	DR	EM
I	2/0	5	0
II	2/3	5	4
III	0/0	3	0
IV	2/1	10	4
V	2/0	4	0
VI	1/1	2	3
VII	1/1	3	0
VIII	1/1	4	0
IX	0/1	8	0
X	2/1	12	0



Sacramento, CA
DR-4683-CA
• MERS
• N-IMAT Red
• RIX IMAT-1/2



- FEMA HQ
- Regional Offices
- Joint Field Offices
- Pre-Positioned Sites
- Federal Staging Area
- Incident Support Base
- Distribution Center
- Large Fires
- State Activation
 - Full
 - Partial
 - Monitoring
- Declared Counties



IM Workforce

13,345 (+1) Assigned
3,858 (-129) Unavailable
6,117 (+1) Deployed

25% (+1) / 3,370 (+129) Available

IM Cadre Availability

≤ 25% Availability

Civil Rights: 9% (11/120); Disability Integration: 6% (4/64); External Affairs 22% (109/494); Environmental Planning and Historic Preservation: 20% (167/836); Field Leadership: 20% (29/145); Hazard Mitigation: 15% (181/1,243); Human Resources: 18% (29/161); Logistics: 18% (248/1,398); Operations: 15% (57/373); Public Assistance: 16% (355/2,175); Planning: 16% (76/478); Safety: 12% (9/78); Security: 22% (31/144)

MERS

≥ 66%

36 Assigned
0 Unavailable
3 Deployed

33 Available

US&R

≥ 66%

28 Assigned
4 Unavailable
0 Deployed

24 Available

FCO

≤ 1 Type I

50 Assigned
2 (-1) Unavailable
42 (+1) (27 FCOR) Deployed

6 Available

Joint Preliminary Damage Assessments

Region	State / Location	Incident	IA	Number of Counties		Start – End
			PA	Requested	Complete	
I	ME	Winter Storm Dec 23-24	IA	0	0	N/A
			PA	8	1	1/9 – TBD
	NH	Winter Storm Dec 23-25	IA	0	0	N/A
			PA	8	0	1/17 – TBD
	VT	Winter Storm Dec 23	IA	0	0	N/A
			PA	9	0	1/13 – TBD
II	NY	Severe Winter Storm Dec 23	IA	0	0	N/A
			PA	2	0	1/24 – TBD
IV	TN	Severe Winter Weather Dec 22-27	IA	0	0	N/A
			PA	17 (+4)	8	1/19 – TBD
VIII	Standing Rock Sioux Tribe	Winter Storms and Snow Removal Dec 12-24	IA	0	0	N/A
			PA	1	0	1/23 – TBD



FEMA

National Watch Center

Declaration Requests in Process – 6

State / Tribe / Territory – Incident Description	Type	IA	PA	HM	Requested
CA – Heat Dome and Wildfires	DR	X	X	X	Oct 26
Choctaw Nation of Oklahoma – Tornadoes	DR		X	X	Jan 3
ND – Severe Winter Storms, Snowstorm, and Straight-line Winds	DR		X	X	Jan 10
Oglala Sioux Tribe – Severe Winter Storms and Snowstorms	DR		X	X	Jan 19
Rosebud Sioux Tribe – Severe Winter Storms	DR		X	X	Jan 13
HI – Mauna Loa Volcanic Eruption	DR		X	X	Jan 20



FEMA



FEMA

Helping people before, during, and after disasters.



Scan to subscribe to this briefing.