

FEMA National Watch Center

Daily Operations Briefing

Saturday, June 25, 2022

8:30 a.m. ET



FEMA

National Current Ops / Monitoring

New Significant Incidents / Ongoing Ops

- COVID-19

Hazard Monitoring

- Tropical Activity:
 - Atlantic: Disturbance 1: Medium (60%); Disturbance 2: Low (20%)
 - Eastern Pacific: Tropical Storm Celia; Disturbance 1: Low (30%)
- Heavy rain and flash flooding – Southwest, southern Rockies, and Central/Southern Plains
- Stifling heat – Southern Plains and Mississippi Valley

Disaster Declaration Activity

- Requests: Major Disaster Declaration – MN and ND
- Amendment No. 4 to FEMA-4652-DR-NM

Event Monitoring

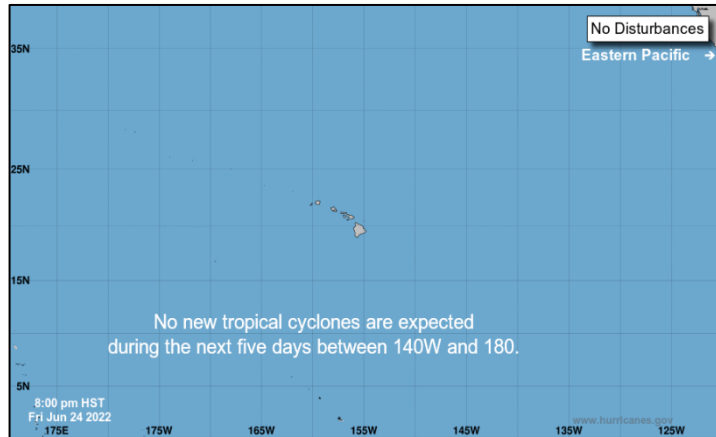
- No significant events



FEMA

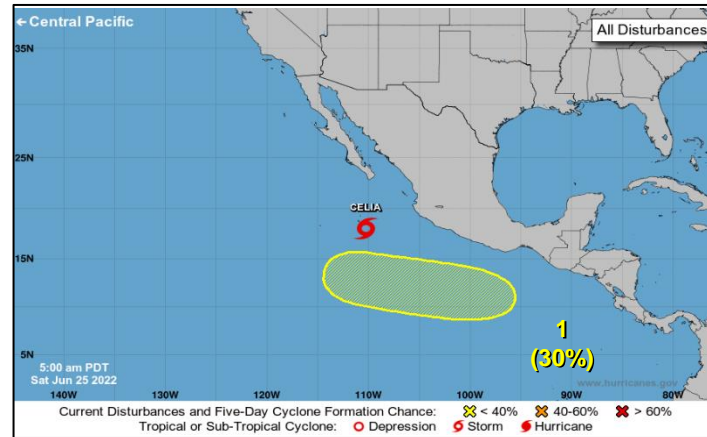
Tropical Outlook – Five Day

Central Pacific



- No new tropical cyclones are expected during the next five days

Eastern Pacific



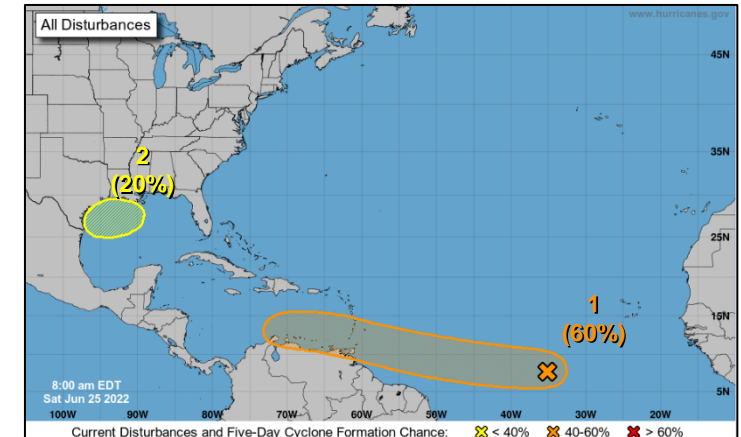
Tropical Storm Celia (Advisory #35 as of 5:00 a.m. ET)

- 340 miles SW of Cabo San Lucas, Mexico
- Maximum sustained winds 65 mph
- Moving WNW at 9 mph
- Expected to gradually weaken for the next few days
- Tropical-storm-force winds extend outward 105 miles

Disturbance 1 (as of 8:00 a.m. ET)

- Forecast to form well offshore of southern Mexico early next week
- Conditions support slow development as it moves generally west-northwestward
- Formation chance – 48-hour: Low (near 0%); 5-day: Low (30%)

Atlantic



Disturbance 1 (as of 8:00 a.m. ET)

- Located over the central tropical Atlantic
- Conditions conducive for development; a tropical depression could form during the early to middle part of next week
- Formation chance – 48-hour: Low (30%); 5-day: Medium (60%)

Disturbance 2 (as of 8:00 a.m. ET)

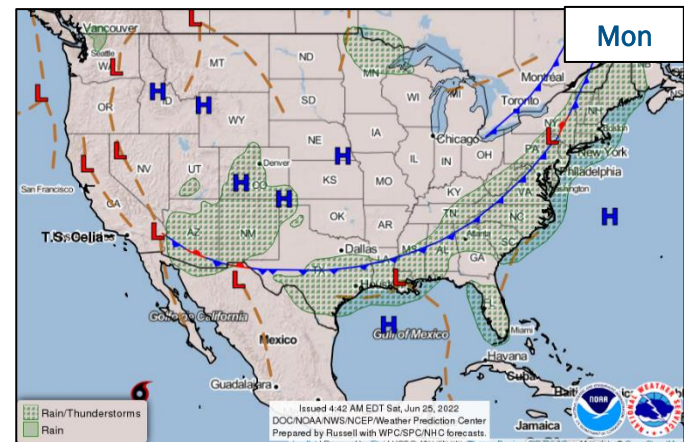
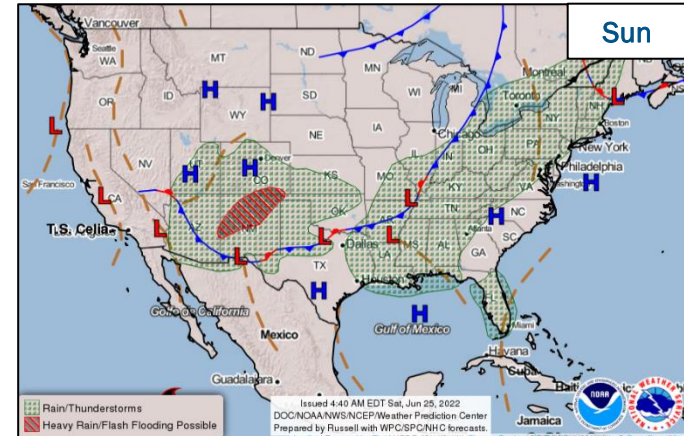
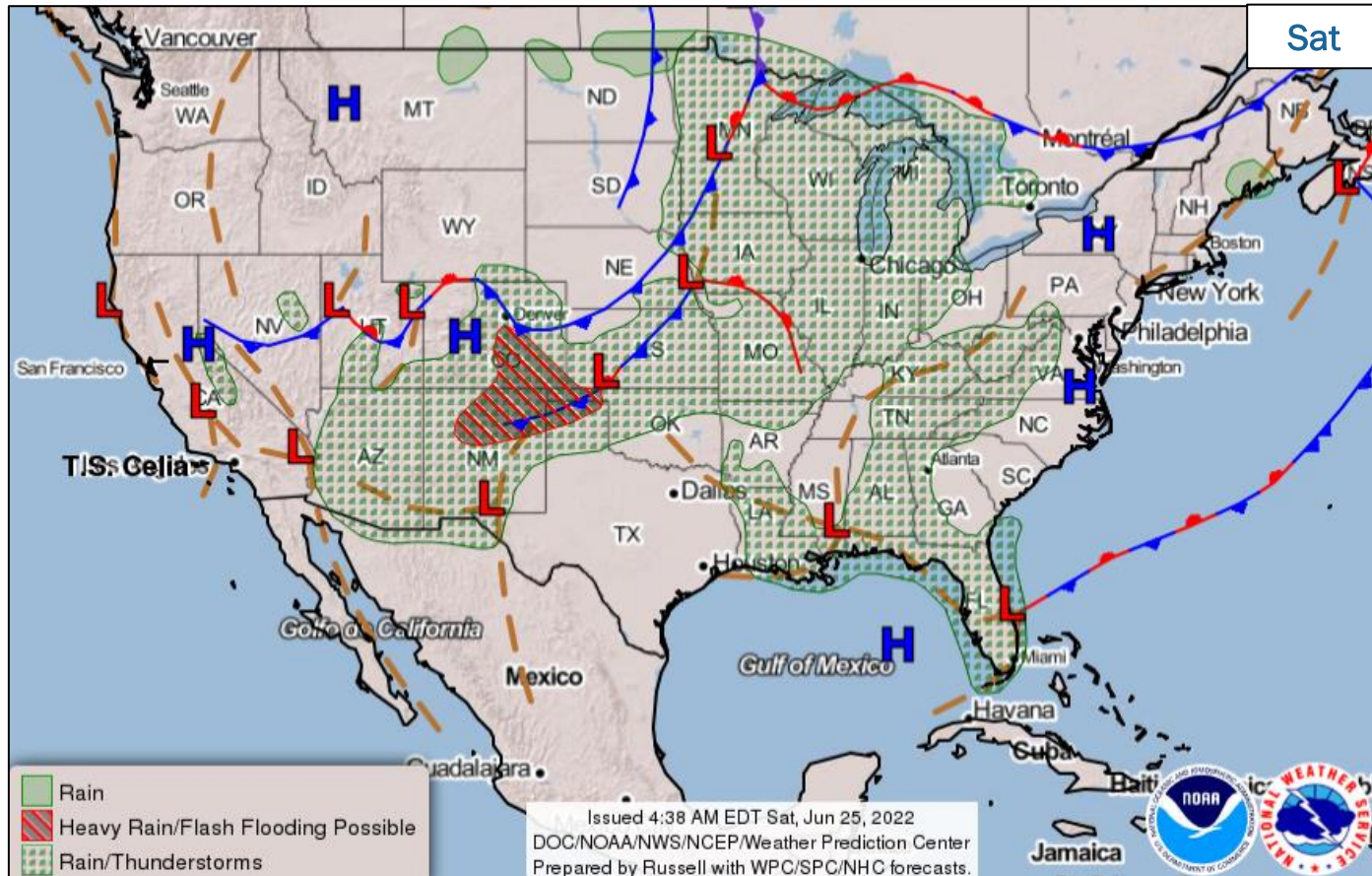
- Could form early next week over the northern Gulf of Mexico
- Any development of this system would likely be slow to occur
- Formation chance – 48-hour: Low (near 0%); 5-day: Low (20%)



FEMA

National Watch Center

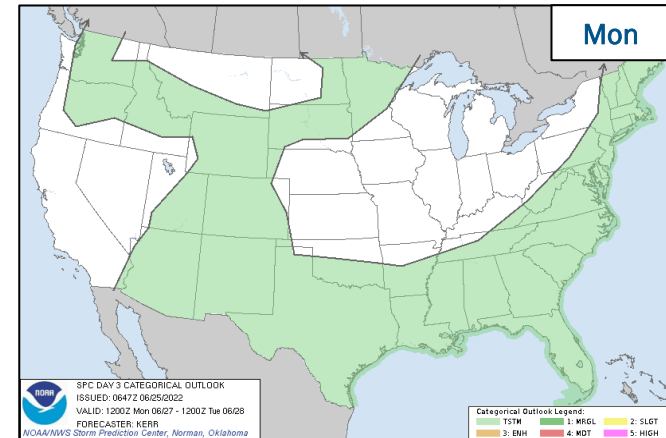
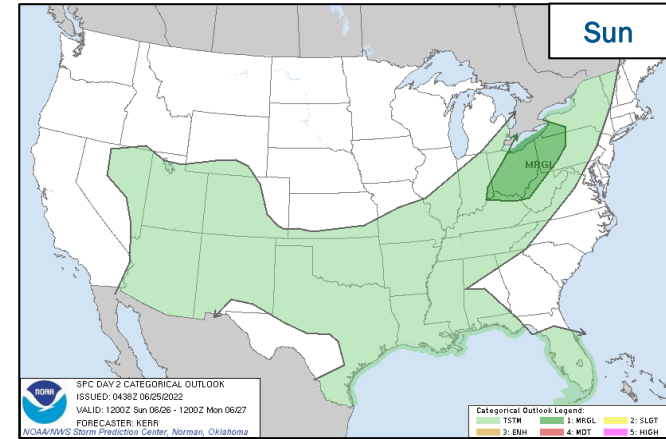
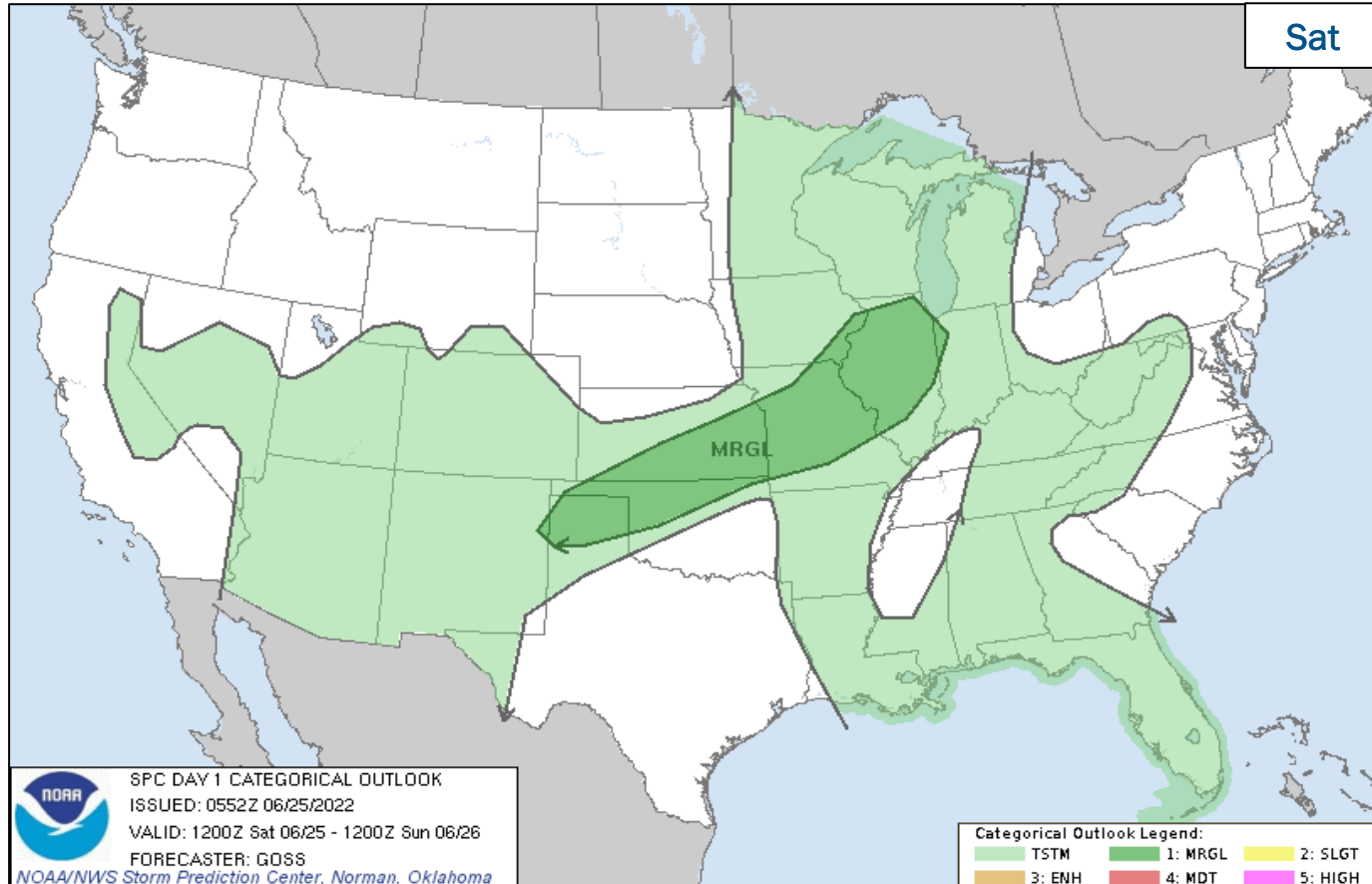
National Weather Forecast



FEMA

National Watch Center

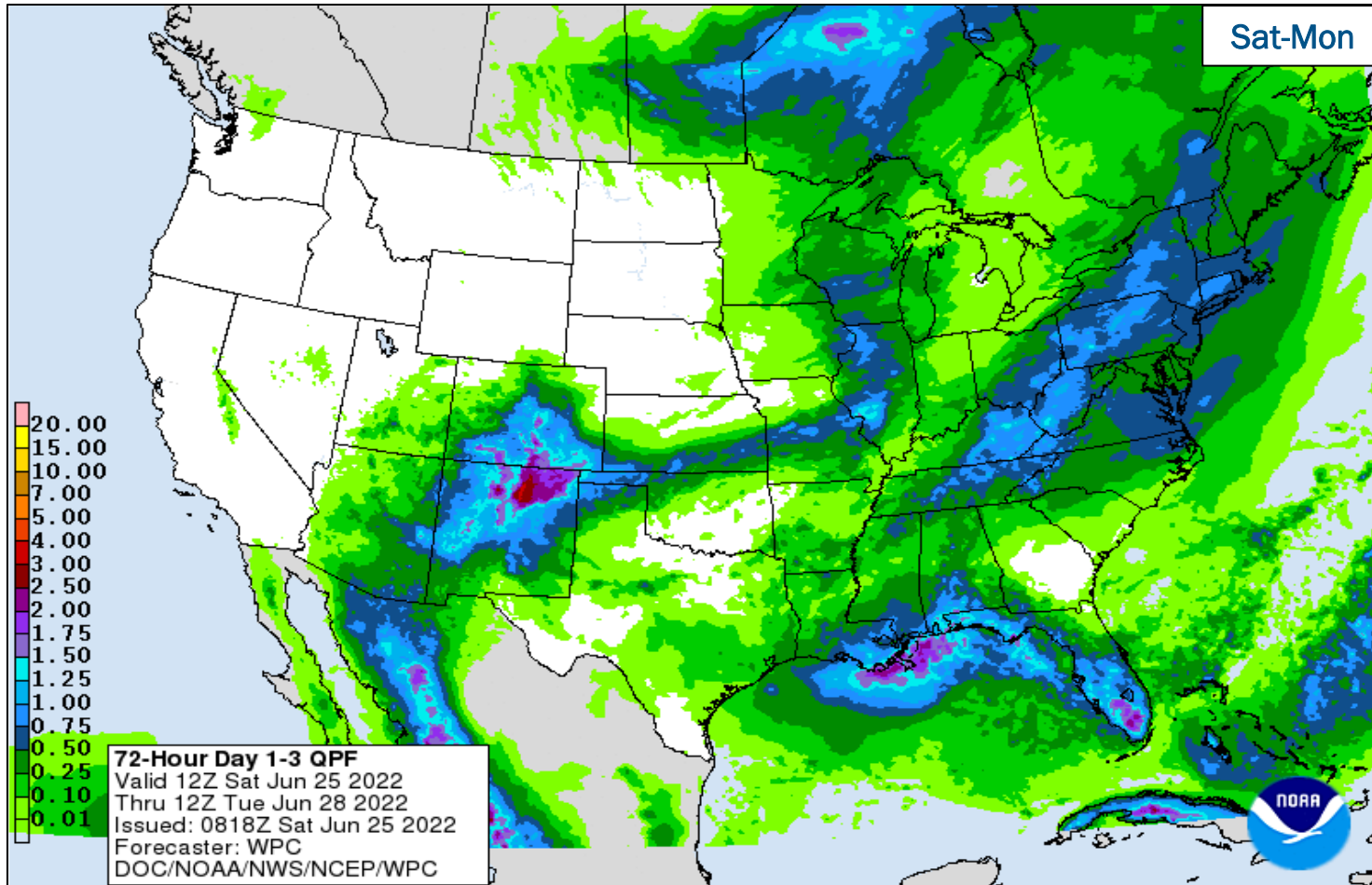
Severe Weather Outlook



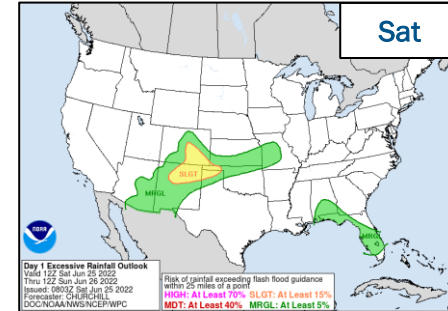
FEMA

National Watch Center

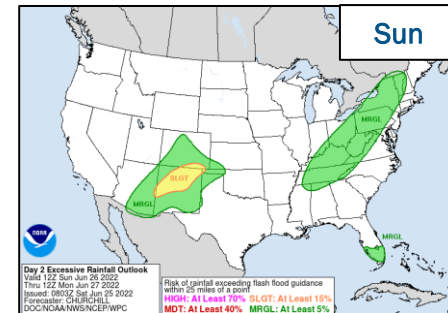
Precipitation & Excessive Rainfall



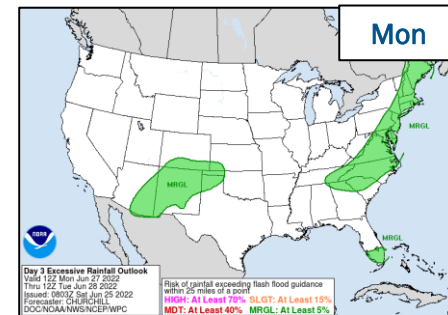
Sat-Mon



Sat



Sun



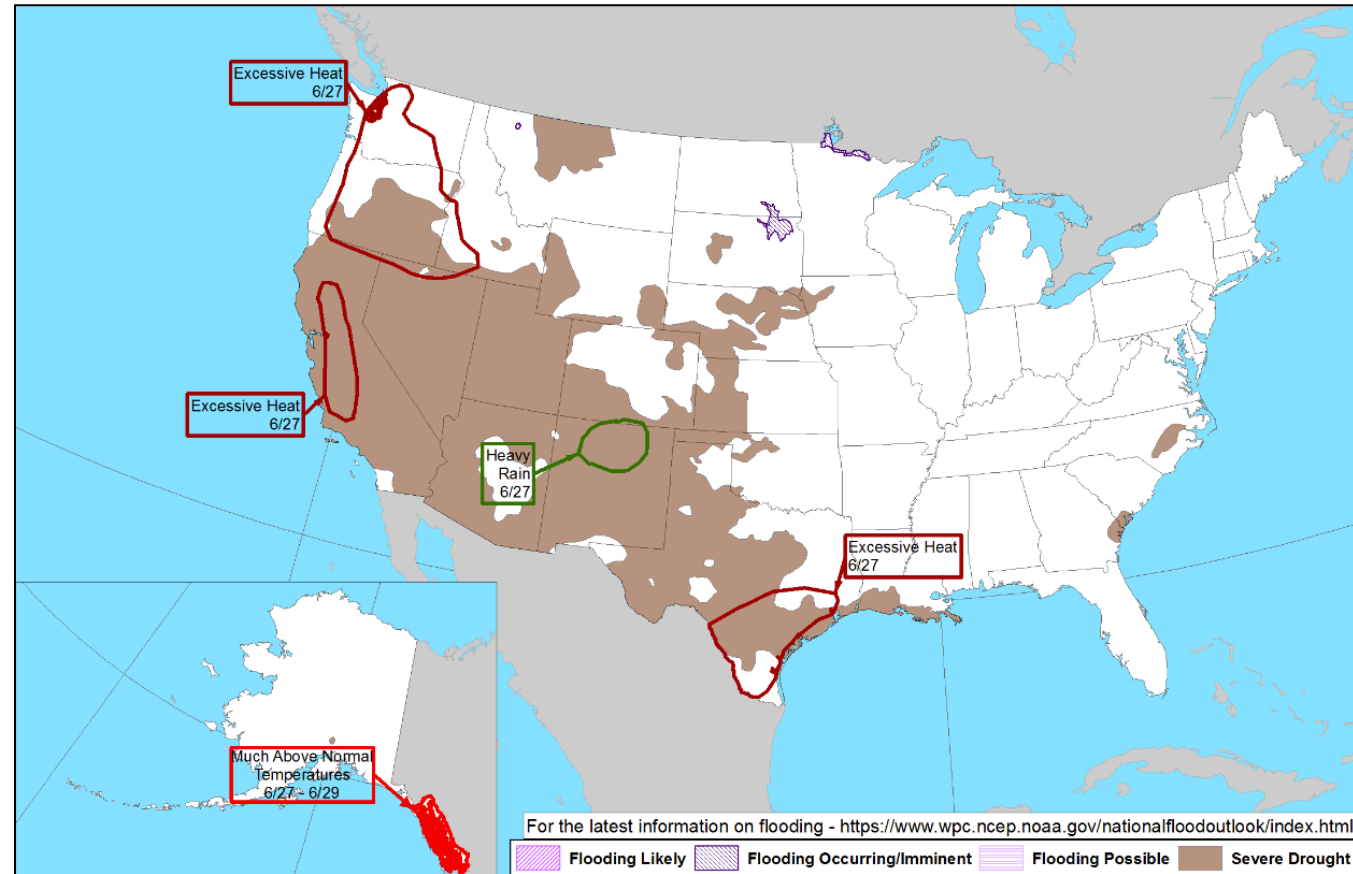
Mon



FEMA

National Watch Center

Hazards Outlook – Jun 27-Jul 1


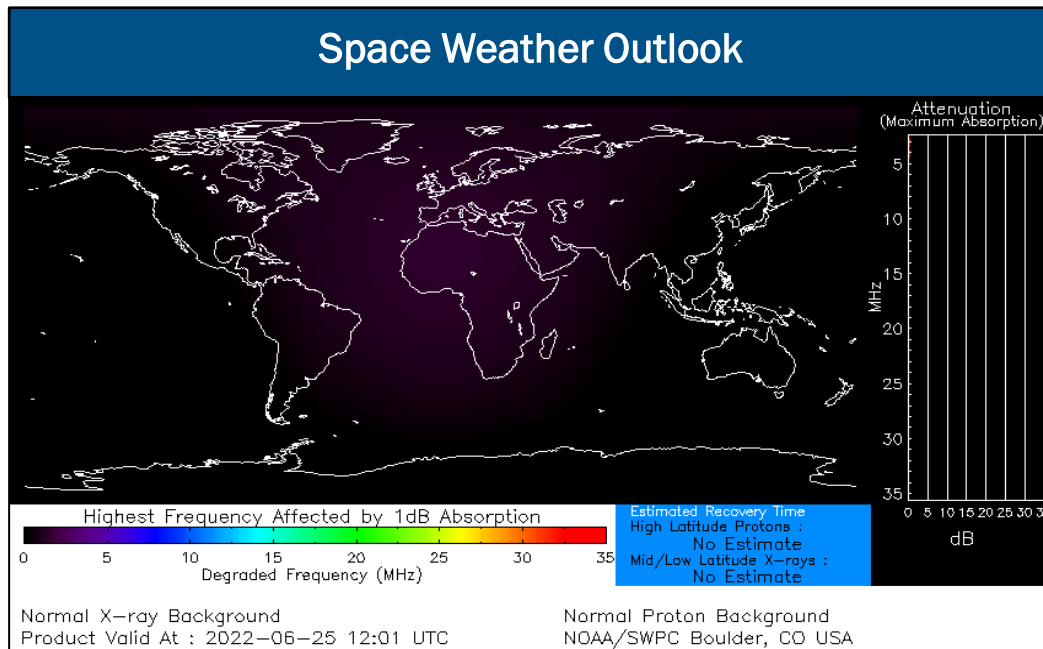


FEMA

Space Weather Outlook

	Space Weather Activity	Geomagnetic Storms	Solar Radiation	Radio Blackouts
Past 24 Hours	None	None	None	None
Next 24 Hours	None	None	None	None

For further information on NOAA Space Weather Scales refer to: <http://www.swpc.noaa.gov/noaa-scales-explanation>
 For further information on Sunspot Activity refer to: <https://www.swpc.noaa.gov/phenomena/sunspotsolar-cycle>



FEMA

Joint Preliminary Damage Assessments

Region	State / Location	Incident	IA	Number of Counties		Start - End
			PA	Requested	Complete	
VI	MCN <i>(Muscoogie Creek Nation)</i>	Tornadoes, Severe Storms, and Flooding May 2-5	IA	1	1	5/16 - 5/24
			PA	1	0	5/16 - TBD
	OK	Tornadoes and Severe Flooding May 2-5	IA	7	4	5/2 - TBD
			PA	19	19	5/18 - 5/31
VII	NE	Severe Storms May 12-13	IA	0	0	N/A
			PA	23	19 (+2)	6/7 - TBD
X	AK	Landslide May 7	IA	0	0	N/A
			PA	1	0	6/21 - TBD



FEMA

Declaration Request – Minnesota

Declaration Type: Major Disaster – MN

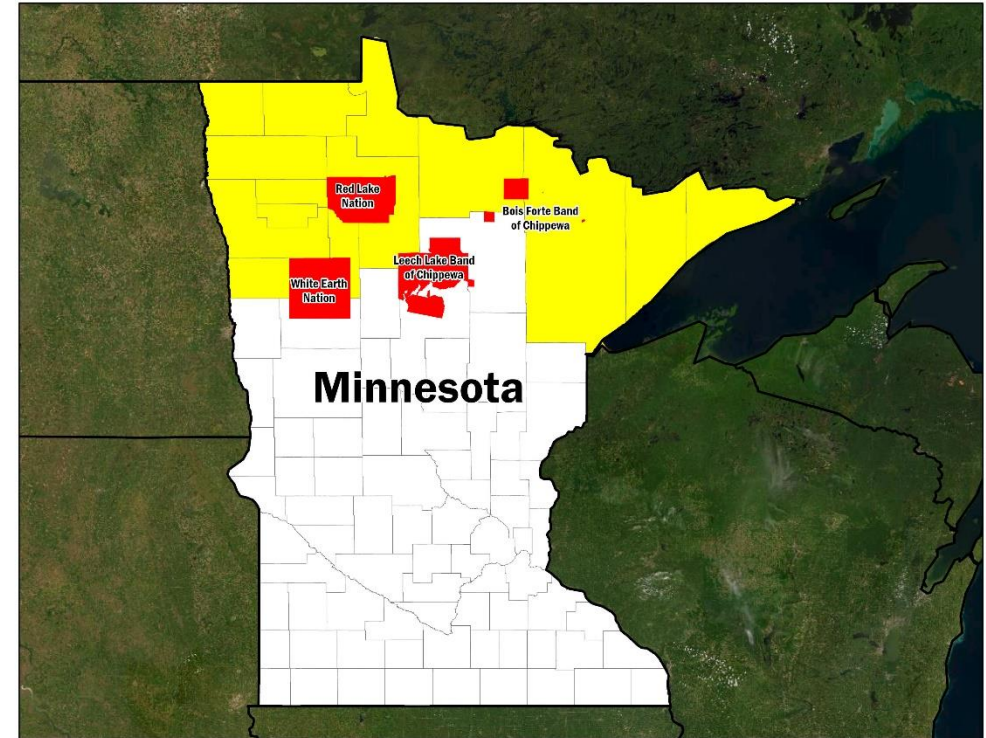
Requested: June 23

Incident: Severe storms, straight-line winds, and flooding

Incident Period: Apr 22, 2022, and continuing

Requested:

- **PA:** 15 counties and 4 tribes
- **Hazard Mitigation:** Statewide



- PA
- Tribes



FEMA

Declaration Request – North Dakota

Declaration Type: Major Disaster – ND

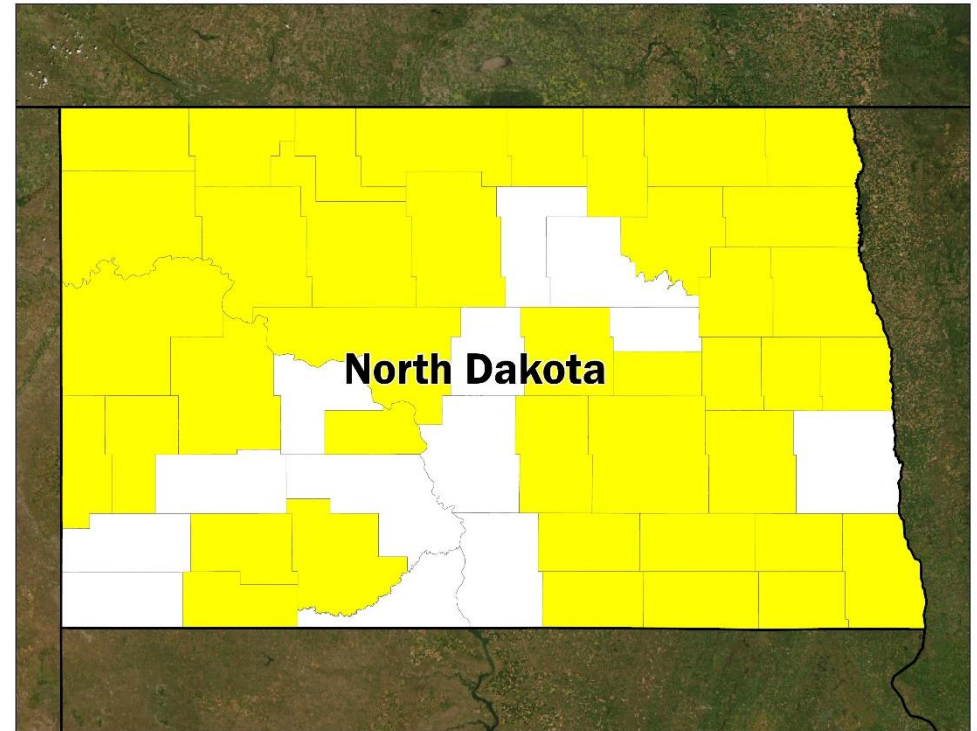
Requested: June 23

Incident: Severe winter storm and flooding

Incident Period: Apr 22 – May 25, 2022

Requested:

- **PA:** 40 counties
- **Hazard Mitigation:** Statewide



■ PA



FEMA

Declaration Requests in Process – 10

State / Tribe / Territory – Incident Description	Type	IA	PA	HM	Requested
MS – Severe Storm, Straight-line Winds, and Tornadoes	DR	X		X	Apr 28
MS – Severe Storm, Straight-line Winds, and Tornadoes	DR	X		X	Apr 29
TN – Wildfire, Straight-line Winds, and Tornadoes	DR	X		X	May 27
WV – Severe Storms and Flooding	DR	X		X	Jun 3
MI – Tornado	DR	X		X	Jun 8
SD – Derecho	DR		X	X	Jun 10
OK – Severe Storms, Tornadoes, and Flooding	DR	X		X	Jun 15
MN – Severe Storms, Straight-line Winds, Tornadoes, and Flooding	DR		X	X	Jun 22
MN – Severe Storms, Straight-line Winds, and Flooding	DR		X	X	Jun 23
ND – Severe Winter Storm and Flooding	DR		X	X	Jun 23



FEMA

Declaration Amendments

Declaration	Number	Issued	Action
FEMA-4652-DR-NM	4	Jun 9	Amends the cost share to 100 percent of total eligible costs for the first 90 days of the incident period for debris removal and emergency protective measures, including direct federal assistance



FEMA

FEMA Common Operating Picture

FEMA HQ	
NWC	NRCC
Alt Location	Level III
FEMA REGIONS	
Watch	RRCC
Monitoring	I Rostered
Monitoring	II Rostered
Monitoring	III Rostered
Monitoring	IV Rostered
Monitoring	V Rostered
Monitoring	VI Rostered
Monitoring	VII Rostered
Monitoring	VIII Rostered
Alt Location	IX Rostered
Monitoring	X Rostered
<i>Notes:</i>	
NRCC: COVID-19	State EOCs:
NWC: Civil Unrest (June 24-26)	NJ: Remnants of Ida
RIX RWC: Civil Unrest	PR: Earthquake Recovery
	DC & GA: Civil Unrest
	CO, DE, & WA: Avian Influenza
	GA: Supply Chain Disruptions
	KY: Drinking Water Shortage
	TN: Straight-line Winds & Tornado
	MN: Heavy Rain & Flooding
	MT & NM: Flooding
	AK, AZ, KS, NM, & TN: Wildfires
	*All other state activations for COVID-19
Surge Capacity Force	
Rostered Members: 7,695	

Major Disasters (DR): 53
Emergency Disasters (EM): 8
JFOs: 12 / VJFOs: 11

Staging Area
Declared County (non-COVID-19 Declarations)
Fully Activated
Partially Activated
Monitoring

As of 8:00 a.m. ET June 25, 2022
Created by FEMA NWC

N-IMATs	
2-4 Teams Available	
Red	
White	
Blue	PR
Gold	
R-IMATs	
≥ 7 Teams Available	
I	1
II	PR
III	
IV-1	
IV-2	
V	
VI-1	
VI-2	
VII	2
VIII	MT
IX-1	Personnel
IX-2	Personnel
X	NM
FMC	PMC
NMC	Deployed

Team Status	US&R >66%	MERS > 66%	FCOs = 2 Type I	IM WORKFORCE	IM CADRE AVAILABILITY SUMMARY <i>Cadres with 25% or Less Availability</i>
Assigned:	28	36	52	13,706 (+7)	Civil Rights: 23% (26/112); Disability Integration: 25% (16/65); Field Leadership: 21% (30/145); Hazard Mitigation: 23% (305/1,336); Interagency Recovery Coordination; 22% (63/291); Operations: 22% (85/383); Public Assistance: 20% (499/2,517); Planning: 20% (99/497); Security: 16% (22/135)
Unavailable:	1	0	2	4,158 (+263)	
Deployed:	0	0	41(+1) (22 FCOR)	4,726 (-268)	
Available:	27	36	9 (-1)	35% / 4,822 (+12)	



FEMA

Helping people before, during, and after disasters.



Scan to subscribe to this briefing.