

***Purpose/Overview:** The VAC Snapshot is published weekly and intended to provide partners with situational awareness to assist in determining if, where, and how they may deploy resources. It will be sent out each Thursday. Email val-team@fema.dhs.gov to subscribe.*

VOISE Strategic Partner Call

Topic: Resourcing Recovery vs. Resources for Recovery

When: Wednesday, July 14, 2021, from 4-5 p.m. EDT

Location*: 888-270-9936; PIN: 4638205

<https://fema.connectsolutions.com/voise>

Tentative Agenda:

- Welcome & Operations Update
- Resourcing Recovery Discussion
 - Stephanie Powers, Council on Foundations
 - Liz Disco-Shearer, Society of St. Vincent DePaul
 - Tanya Gulliver-Garcia, Center for Disaster Philanthropy
- Open Discussion

*Real Time Captioning:

<https://www.captionedtext.com/client/event.aspx?EventID=4817795>
&Customer (Event ID: 4817795)

*If you receive a message saying, "Windows Security Connecting to FEMA.connectsolutions.com" please click "OK." Do not enter your username or password. You can enter as a guest once you get past the dialogue box.

These calls are held the second Wednesday of each month but may occur more frequently during disaster operations. Continue checking here for updates.

Partnership Month Schedule of Events

Partnership Month kicked off on July 6th, 2021 and we hope everyone will continue to participate in the 2021 Partnership Month sessions below! Each title hyperlinks to an Outlook Calendar invite so you can add to your calendar. Visit our virtual exhibit at: [Partnership Month 2021](#)

July 13, 2021, 12:00 p.m. – 1:00 p.m. CDT

Feeding Iowans – Food Security

In response to the growing food and supply chain concerns at the start of the COVID-19 pandemic, Iowa's Governor formed the Feeding Iowans Task Force to assist Iowans impacted by food insecurity.

July 20, 2021, 12:00 p.m. – 1:00 p.m. CDT

Managing Rural & Low-Attention Disasters: Missouri Partners Set the Standard for Collaboration in Response & Recovery

Missouri (MO) State Voluntary Organizations Active in Disaster, The Governor's Faith-Based and Community Service Partnership for Disaster Recovery and MO Emergency Management Agency will co-host a panel discussion centered on partner collaboration needed to successfully manage rural and low-attention disasters.

July 27, 2021, 12:00 p.m. – 1:00 p.m. CDT

Affordable, Sustainable Housing: Addressing a National Crisis at a Local Level

You are invited to participate in a conversation around housing – specifically affordable, sustainable housing in our local communities – a topic with short- and long-term effects on us all.

July 30, 2021, 12:00 p.m. – 12:20 p.m. CDT

COVID-19 Vaccine Equity Stakeholder Roundtable

On behalf of the Federal Emergency Management Agency (FEMA) and National Voluntary Organizations Active in Disasters, please join the discussion on COVID-19 Vaccine Equity and vaccination needs in underserved communities.

Operational Updates

Purpose/Overview: The VAC Snapshot is published weekly and intended to provide partners with situational awareness to assist in determining if, where, and how they may deploy resources. It will be sent out each Thursday. Email val-team@fema.dhs.gov to subscribe.

Declarations Requests in Process					
State/Tribe/Territory- Incident Description	Type	IA	PA	HM	Requested
WY – Severe Winter Storm (Appeal)	DR		X	X	72

Non-Congregate Sheltering (as of 07/08/21)				
Incident	DR-4562-OR	EM-3560-FL	Forest Fire-CA	Hurricane Elsa-FL
Population	1,019	31	8	226

Vaccine Support and Staffing
<ul style="list-style-type: none"> To date, nonclinical and clinical volunteers serving in this COVID19 operation has helped put approximately 223,067 shots in arms! The FEMA NRCC VAL team is collaborating with Regional VALs and State Voluntary Organizations Active in Disasters (VOADs) to resource 6 clinical and non-clinical requests in New Mexico, Texas, and Nevada. As of 7/8, the ESF 6 Team has resourced 1,993 clinical and non-clinical volunteers locally and through invitational travel totaling 20% with the remaining 80% of the volunteers being resourced locally. The FEMA NRCC ESF 6 team processed 436 volunteer Invitational Travel letters as of 7/8/2021. Continuing to coordinate with Islamic Relief USA, SEWA, Focus Humanitarian Assistance, and Stop the Bleed volunteer coordinators and non-clinical volunteers supporting the Texas NRG stadium vaccination site until the end of July 2021. Continuing to coordinate with Team Rubicon, Islamic Relief, and Stop the Bleed’s non-clinical volunteers supporting 4 mobile vaccination unit sites in New Mexico for 120 days. Coordinating with Islamic Relief, Buddhist Tzu Chi, and SEWA to support vaccination sites in Nevada.

Donations Management
<p>Donations Received:</p> <ul style="list-style-type: none"> Quema Corporation Electrolyte Drink: 22,800 items (1 trailer load) consisting of 625 ml bottles of various beverage flavors. No transportation provided. Inventory in Laredo, TX. Matched with a nonprofit in Arlington, TX. <p>Donations Completed:</p> <ul style="list-style-type: none"> Albertsons Thermometers: 360 items (1 pallet) of non-contact forehead thermometers - same grade as used in Urgent Care facilities. Formulated Solutions LLC., Hand Sanitizer: 130,000 8oz bottles and 15,000 1-gallon jugs with pumps (9 trailer loads). Matched with 501c3 Medical Organization and one local YMCA.

COVID-19 Funeral Assistance Program Updates
<p>As of June 29th, 2021, FEMA has revised their COVID-19 funeral assistance policy to allow for some leeway with death certificates from early in the pandemic. The revised guidance allows those that incurred COVID-19-related funeral expenses for a death that occurred between Jan 20, and May 16 2020, they can submit a death certificate that does not attribute the death to COVID-19 along with a signed statement. For further information, please visit FEMA’s COVID-19 Funeral Assistance page for the updated policy, FAQs, and new informational video on this change.</p>

Partner Update: Disaster Preparations

Lutheran Services Carolinas: Preparing Resources

[Lutheran Services Carolinas](#) and [Grifton Mission Ministries](#) are working together to prepare for the 2021 Hurricane season.

Lutheran Services Carolinas-Disaster Services and Grifton, NC Mission Ministries collaborated with FEMA Donation Management to distributed the pre-disaster supplies before the approaching system makes potential impact. North and South Carolina emergency supplies are wrapped, stacked, loaded and on their way to coastal areas of both states. Donated supplies include product for mass feeding sites and flood cleaning supplies.

Much gratitude and appreciation for all the amazing partners that have come together to help protect and serve our neighbors.

If you would like to have your organization included, please send your update to VAL-team@fema.dhs.gov by 5 p.m. each Wednesday.





Sewa and Islamic Relief volunteers are continuing to volunteer to assist with both clinical and non-clinical volunteer request at vaccination sites nationwide. These volunteers are currently assisting vaccination efforts at NRG Stadium, Houston, TX.

SEWA USA <https://sewaua.org>
Islamic Relief USA <https://irusa.org>




FEMA

VOISE Planning Tool: DR-4590-LA

This tool is intended to provide aggregate survivor data to be used for planning purposes. Only those disasters with an open registration period are shown in this report. If you are unable to read this graphic or need information on other disasters, by emailing the [FEMA VAL Team](#). Please note that this is pilot of the tool and some of the data calculations are still being confirmed. This data was captured 7/8/21 at 9:00 a.m.

TOTAL AMOUNT OF UNMET NEED

SELECT TO CHANGE VIEW ▼



TOP 5 COUNTIES				
\$886,763	\$330,310	\$249,719	\$128,808	\$46,365
Calcasieu	Iberville	East Baton Rouge	Lafayette	Ascension
POPULATION				
200,182 0.1%	32,956 0.2%	444,094 0.0%	240,091 0.0%	121,176 0.0%

SELF-ASSESSMENT

ASSESSED DAMAGE

Minor	26.7%	<div style="width: 26.7%;"></div>
Moderate	31.2%	<div style="width: 31.2%;"></div>
Major	29.7%	<div style="width: 29.7%;"></div>
Destroyed	2.8%	<div style="width: 2.8%;"></div>
No Response	7.7%	<div style="width: 7.7%;"></div>
Unknown	1.9%	<div style="width: 1.9%;"></div>

DISASTER STATS FOR DR-4606-LA

REGISTRATIONS

Total	Valid	Invalid
6,601	5,909	692

SBA APPLICATIONS (HOMEOWNERS ONLY)

Referred	Approved	Denied	Pending
3,418	166	1,061	2,191

IHP FINANCIAL BREAKDOWN

REFERRED

IHP	HA	ONA
5,422 82.1%	5,138 77.8%	2,752 41.7%

APPROVED

\$8,583,801	\$7,187,964	\$1,399,765
-------------	-------------	-------------

TOP 5 INELIGIBILITY REASONS

No Reported Damage	Insufficient Damage	Ineligible - Insurance	Unverified Occupancy	Unverified Ownership
15.9%	8.4%	0.2%	7.0%	2.4%

CURRENT LOCATION

	Owner	Renter	N/A
Total	3,477	3,095	29
Emergent			
Church / House of Worship	4	2	
Homeless	20	67	
Mass Shelter	2	6	
My Vehicle	11	31	1
Place of Employment	5	1	
Tent	3	2	
Short - Term			
Family / Friends	957	1,083	13
Hotel / Motel	143	201	
RV / Camper	101	15	
Secondary Residence	35	3	
Temporary Rental	169	100	4
Housed			
FEMA Provided Unit	53	19	4
My Home	1,964	1,474	6
New Permanent Rental	4	87	
Purchased New Home	5	4	1
Unknown	1		

FEMA INSPECTION

STATUS

No Inspection	Pending	Unknown	Inspected
59.2%	0.6%	1.5%	38.7%


ASSESSED DAMAGE

No Damage	8.4%
Level 1	12.0%
Level 2	45.7%
Level 3	1.9%
Level 4	0.2%
Other Real Property Damage	0.6%
Personal Property Damage Only	4.5%
Renter-Major	0.0%
Renter-Moderate	26.8%

VOISE Planning Tool: DR-4595-KY

This tool is intended to provide aggregate survivor data to be used for planning purposes. Only those disasters with an open registration period are shown in this report. If you are unable to read this graphic or need information on other disasters, by emailing the [FEMA VAL Team](#). Please note that this is pilot of the tool and some of the data calculations are still being confirmed. This data was captured 7/8/21 at 9:00 a.m.

TOTAL AMOUNT OF UNMET NEED



TOP 5 COUNTIES

\$801,903	\$735,685	\$502,013	\$312,722	\$217,960
Breathitt	Rockcastle	Floyd	Estill	Perry

POPULATION

13,116	16,827	36,926	14,313	26,917
0.7%	0.1%	0.2%	0.2%	0.1%

SELECT TO CHANGE VIEW ▼

SELF-ASSESSMENT

ASSESSED DAMAGE

Minor	29.4%	<div style="width: 29.4%;"></div>
Moderate	31.3%	<div style="width: 31.3%;"></div>
Major	19.1%	<div style="width: 19.1%;"></div>
Destroyed	6.6%	<div style="width: 6.6%;"></div>
No Response	10.6%	<div style="width: 10.6%;"></div>
Unknown	2.9%	<div style="width: 2.9%;"></div>

DISASTER STATS FOR DR-4595-KY

REGISTRATIONS

Total	Valid	Invalid
3,609	3,166	443

SBA APPLICATIONS (HOMEOWNERS ONLY)

Referred	Approved	Denied	Pending
2,825	74	1,161	1,590

IHP FINANCIAL BREAKDOWN

REFERRED		
IHP	HA	ONA
2,917	2,821	1,187
80.8%	78.2%	32.9%
APPROVED		
\$5,923,636	\$4,827,170	\$1,098,617

TOP 5 INELIGIBILITY REASONS

No Reported Damage	Insufficient Damage	Ineligible - Insurance	Unverified Occupancy	Unverified Ownership
14.4%	6.9%	0.7%	6.1%	7.7%

CURRENT LOCATION

	Owner	Renter	N/A	
Total	2,961	639	9	
Emergent	Church / House of Worship	8	2	
	Homeless	25	18	
	Mass Shelter	3	1	
	My Vehicle	17	7	
	Place of Employment	2	3	
Short - Term	Tent	4	3	
	Family / Friends	433	266	4
	Hotel / Motel	83	21	
	RV / Camper	42	6	
	Secondary Residence	60	2	
Housed	Temporary Rental	72	24	1
	My Home	2,190	261	4
	New Permanent Rental	12	23	
	Purchased New Home	10	2	

FEMA INSPECTION

STATUS

No Inspection	Pending	Unknown	Inspected
61.1%	1.0%	0.6%	37.3%

ASSESSED DAMAGE


No Damage	3.2%
Level 1	25.2%
Level 2	24.9%
Level 3	13.1%
Level 4	9.2%
Level 5	3.2%
Rebuild/Replacement	1.3%
Other Real Property Damage	9.7%
Personal Property Damage Only	1.0%
Renter-Major	1.9%
Renter-Moderate	7.3%



VOISE Planning Tool: DR-4605-WV

This tool is intended to provide aggregate survivor data to be used for planning purposes. Only those disasters with an open registration period are shown in this report. If you are unable to read this graphic or need information on other disasters, by emailing the [FEMA VAL Team](#). Please note that this is pilot of the tool and some of the data calculations are still being confirmed. This data was captured 7/8/21 at 9:00 a.m.

TOTAL AMOUNT OF UNMET NEED



TOP 5 COUNTIES

\$119,040	\$115,967	\$82,632	\$81,773	
Cabell	Wayne	Mingo	Kanawha	Wood

POPULATION

95,318	40,708	24,741	185,710	85,556
0.0%	0.1%	0.1%	0.0%	0.0%

SELECT TO CHANGE VIEW ▼

SELF-ASSESSMENT

ASSESSED DAMAGE

Minor	28.7%	<div style="width: 28.7%;"></div>
Moderate	38.0%	<div style="width: 38.0%;"></div>
Major	16.4%	<div style="width: 16.4%;"></div>
Destroyed	3.7%	<div style="width: 3.7%;"></div>
No Response	10.2%	<div style="width: 10.2%;"></div>
Unknown	2.9%	<div style="width: 2.9%;"></div>

DISASTER STATS FOR DR-4605-WV

REGISTRATIONS

Total	Valid	Invalid
752	606	146

SBA APPLICATIONS (HOMEOWNERS ONLY)

Referred	Approved	Denied	Pending
561	12	198	351

IHP FINANCIAL BREAKDOWN

REFERRED

IHP	HA	ONA
602	588	172
80.1%	78.2%	22.9%

APPROVED

\$485,675	\$396,031	\$89,644
-----------	-----------	----------

TOP 5 INELIGIBILITY REASONS

No Reported Damage	Insufficient Damage	Ineligible - Insurance	Unverified Occupancy	Unverified Ownership
9.3%	6.8%	0.4%	3.5%	5.5%

CURRENT LOCATION

	Owner	Renter
Total	595	157
Emergent		
Homeless	7	3
My Vehicle	1	3
Place of Employment	1	
Short - Term		
Family / Friends	86	94
Hotel / Motel	4	4
RV / Camper	4	2
Secondary Residence	3	
Temporary Rental	11	4
Housed		
My Home	475	44
New Permanent Rental		3
Purchased New Home	3	

FEMA INSPECTION

STATUS


No Inspection	Pending	Unknown	Inspected
70.9%	1.5%	3.1%	24.6%

ASSESSED DAMAGE

No Damage	8.6%
Level 1	21.6%
Level 2	19.5%
Level 3	7.6%
Level 4	13.0%
Level 5	2.7%
Rebuild/Replacement	0.5%
Other Real Property Damage	20.0%
Personal Property Damage Only	2.7%
Renter-Major	1.1%
Renter-Moderate	2.7%

VOISE Planning Tool: DR-4601-TN

This tool is intended to provide aggregate survivor data to be used for planning purposes. Only those disasters with an open registration period are shown in this report. If you are unable to read this graphic or need information on other disasters, by emailing the [FEMA VAL Team](#). Please note that this is pilot of the tool and some of the data calculations are still being confirmed. This data was captured 7/8/21 at 9:00 a.m.

TOTAL AMOUNT OF UNMET NEED			SELECT TO CHANGE VIEW			SELF-ASSESSMENT					
	TOP 5 COUNTIES					ASSESSED DAMAGE					
	\$160,191	\$43,282	\$20,595	\$18,317		Minor	31.7%				
	Davidson	Wilson	Overton	Williamson	Weakley	Moderate	35.7%				
	POPULATION					Destroyed	4.7%				
	684,017	132,663	22,004	218,648	33,626	No Response	7.1%				
	0.0%	0.0%	0.0%	0.0%	0.0%	Unknown	1.9%				
DISASTER STATS FOR DR-4601-TN			CURRENT LOCATION				FEMA INSPECTION				
REGISTRATIONS							STATUS				
Total	Valid	Invalid	Total	Owner	Renter	N/A	No Inspection	Pending	Unknown	Inspected	
1,612	1,155	457	Church / House of Worship	1,026	582	4	68.2%	2.7%	1.2%	28.0%	
SBA APPLICATIONS (HOMEOWNERS ONLY)			Homeless	10	28		ASSESSED DAMAGE				
Referred	Approved	Denied	Mass Shelter	2	1		No Damage				4.7%
1,001	65	148	788	My Vehicle	3	5	Level 1				23.3%
IHP FINANCIAL BREAKDOWN			Place of Employment			1	Level 2				36.8%
REFERRED			Tent	3	2		Level 3				6.7%
IHP	HA	ONA	Family / Friends	185	254		Level 4				3.1%
1,343	1,307	392	Hotel / Motel	26	34		Level 5				0.4%
83.3%	81.7%	24.3%	RV / Camper	7	1		Other Real Property Damage				2.7%
APPROVED			Secondary Residence	13	5		Personal Property Damage Only				3.5%
\$1,160,328	\$1,064,770	\$97,774	Temporary Rental	33	31		Renter-Major				4.0%
TOP 5 INELIGIBILITY REASONS			My Home	739	167	2	Renter-Moderate				14.9%
No Reported Damage	Insufficient Damage	Ineligible - Insurance	Unverified Occupancy	Unverified Ownership							
18.5%	4.1%	0.6%	2.2%	0.5%	Housed						
					My Home	739	167	2			
					New Permanent Rental	4	51	1			
					Purchased New Home	1	1	1			