

FEMA National Watch Center

# Daily Operations Briefing

Tuesday, November 17, 2020

8:30 a.m. ET



**FEMA**

# National Current Ops / Monitoring

---

## New Significant Incidents/Ongoing Ops:

- COVID-19

## Hazard Monitoring:

- Tropical Activity:
  - **Atlantic:** Hurricane Iota (**CAT 1**); Disturbance 1: **Med (40%)**
  - Eastern Pacific: Disturbance 1: **Med (50%)**

---

## Disaster Declaration Activity:

- 2 Amendments Issued

## Event Monitoring:

- No significant scheduled activity

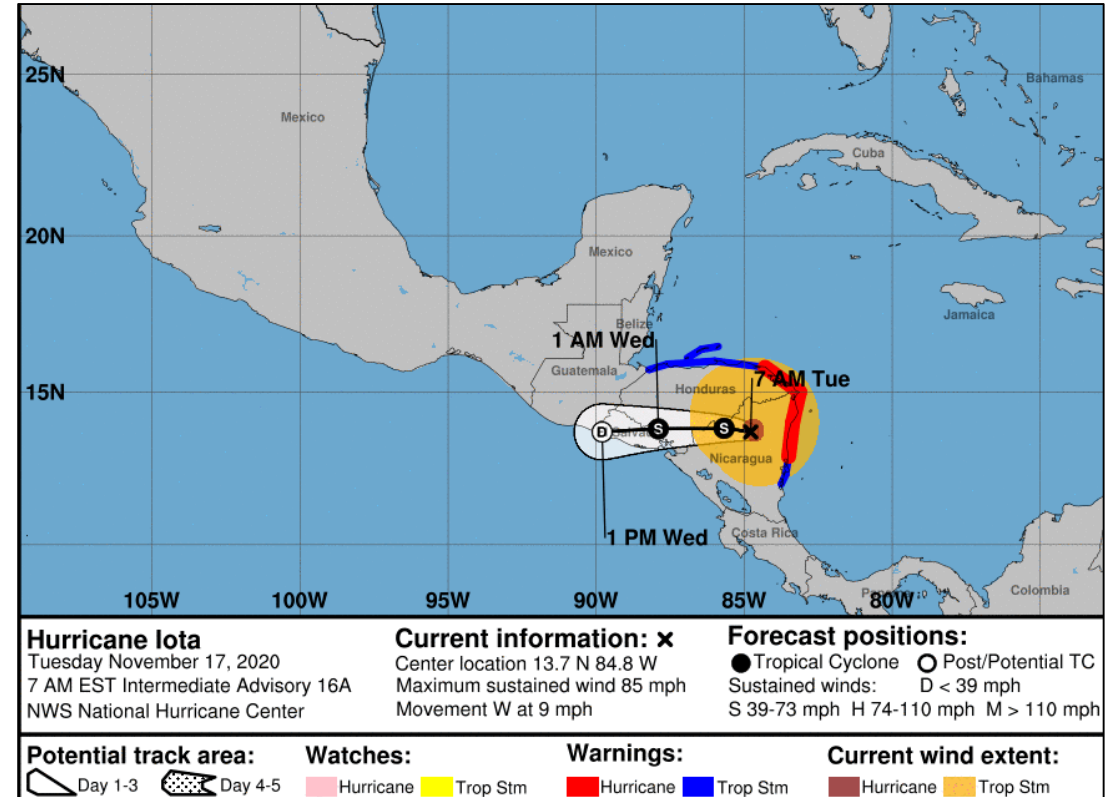


**FEMA**

# Hurricane Iota (CAT 1)– Atlantic

**Situation:** (Advisory #16A as of 7:00 a.m. ET)


- 15 miles WNW of El Pia, Nicaragua
- Moving W at 9 mph
- Maximum sustained winds 85 mph
- Hurricane-force winds extend 35 miles
- Tropical-storm-force winds extend 175 miles
- Rapid weakening expected today



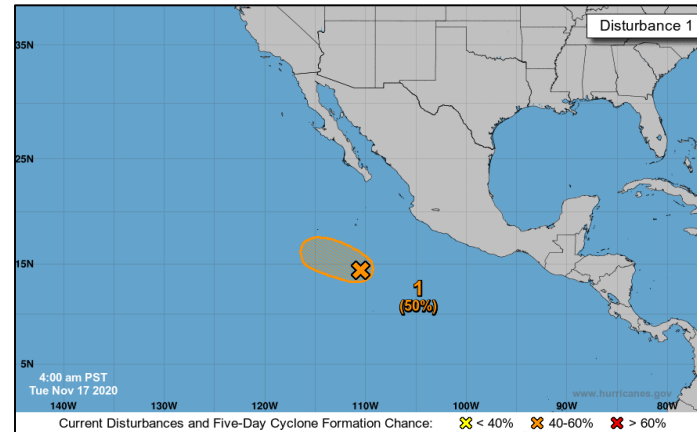
FEMA

# Tropical Outlook – Five Day

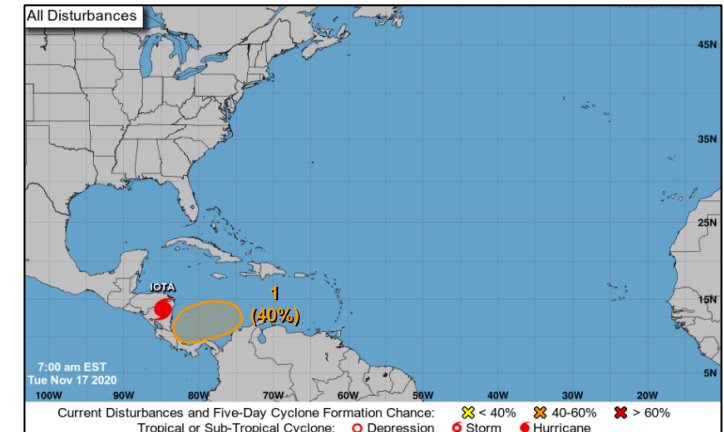
## Central Pacific



## Eastern Pacific



## Atlantic



### Disturbance 1 (as of 7:00 a.m. ET)

- Several hundred miles SW of coast of southern Mexico
- Some gradual development possible
- Tropical depression could form in a few days
- 48-hour Formation chance: **Medium (50%)**
- 5-day Formation chance: **Medium (50%)**

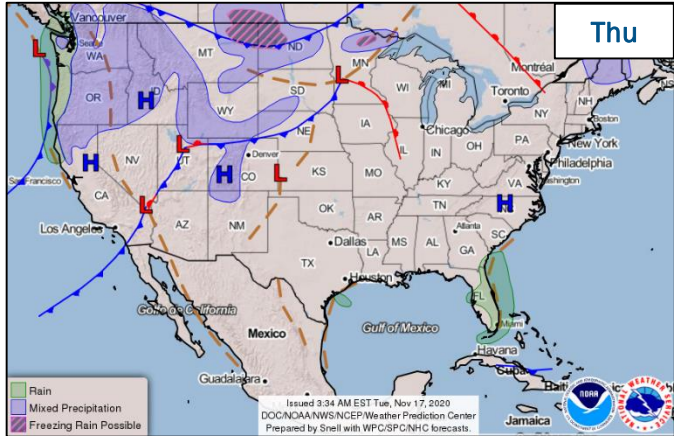
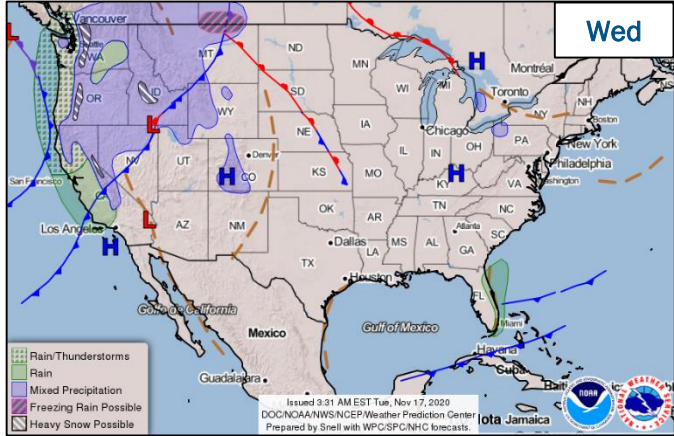
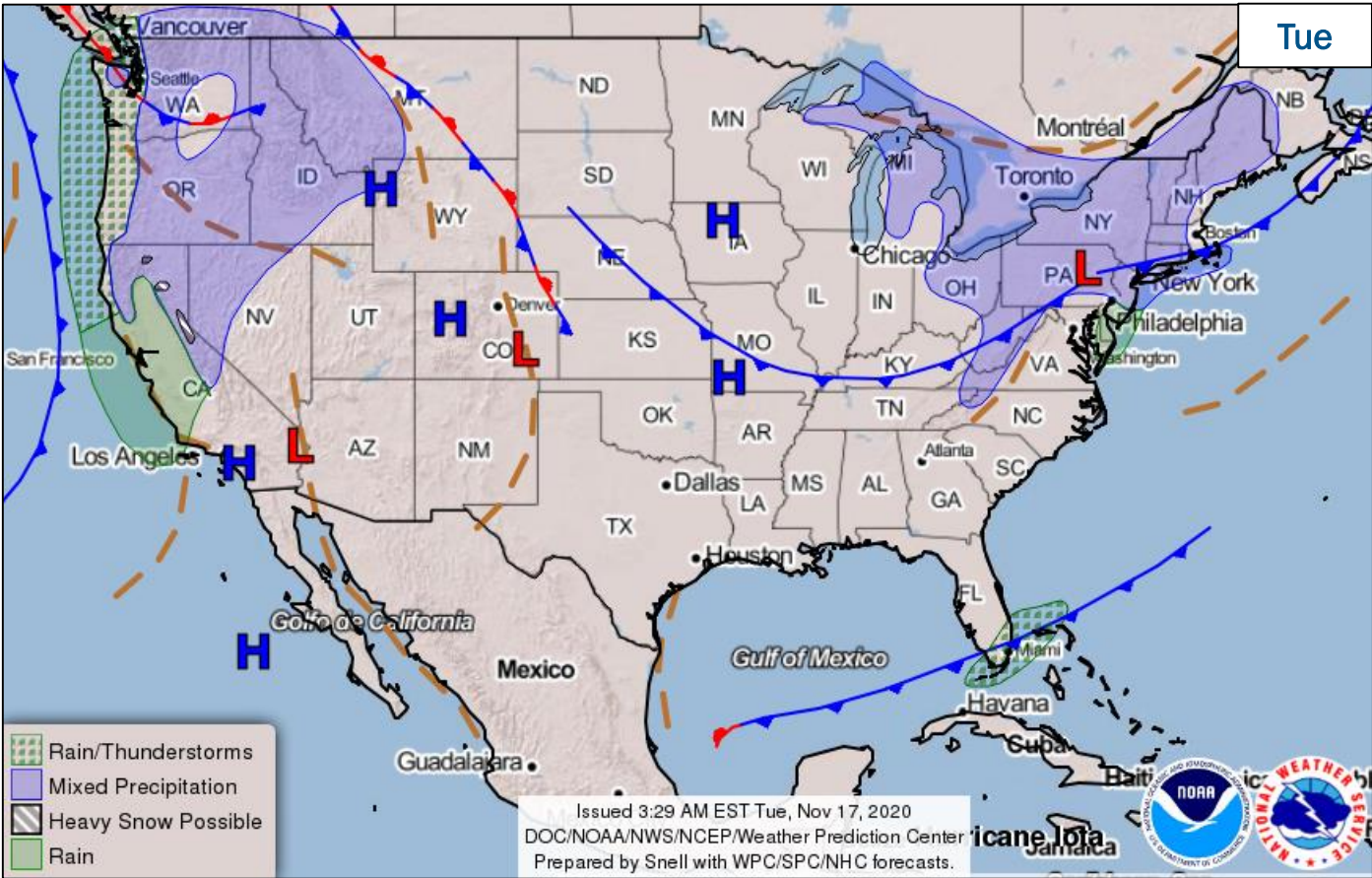
### Disturbance 1 (as of 7:00 a.m. ET)

- Could form in a few days over the central or southwestern Caribbean Sea
- **Tropical depression could form by the end of the week**
- 48-hour Formation chance: Low (near 0%)
- 5-day Formation chance: **Medium (40%)**



FEMA

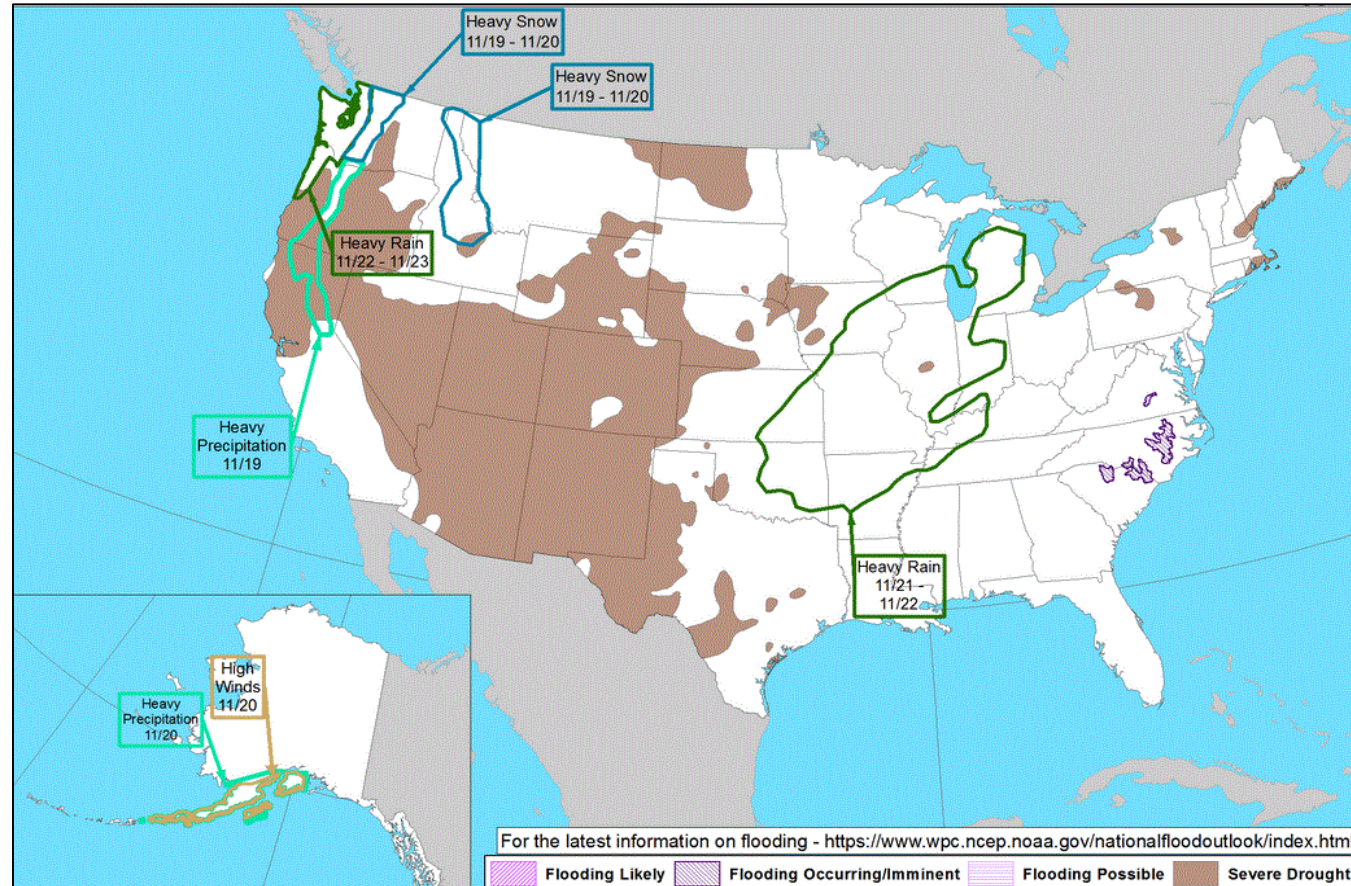
# National Weather Forecast



FEMA

National Watch Center

# Hazards Outlook – Nov 19-23



FEMA

# Joint Preliminary Damage Assessments

Region	State / Location	Event	IA	Number of Counties		Start - End
			PA	Requested	Complete	
IV	AL	Hurricane Zeta Oct 28	IA	0	0	N/A
			PA	18	0	11/16 - TBD
	GA	Hurricane Zeta Oct 28	IA	0	0	N/A
			PA	23	23 (+1)	11/9 - 11/13
	MS	Hurricane Zeta Oct 28	IA	6	6 (+1)	11/10 - 11/15
			PA	9	0	11/16 - TBD
VI	OK	Ice Storm Oct 25 and continuing	IA	0	0	N/A
			PA	34	12	11/4 - TBD
VIII	CO	Wildfires Aug 11 and continuing	IA	3	0	11/2 - TBD
			PA	4	0	11/9 - TBD



FEMA

# Declaration Requests in Process – 12

State / Tribe / Territory – Incident Description	Type	IA	PA	HM	Requested
Poarch Band of Creek Indians – COVID-19 Pandemic	DR	X	X		5/15
WA – Wildfires and Straight-Line Winds	DR	X	X	X	9/16
NJ – Tropical Storm Isaias	DR		X	X	9/28
CT – Tropical Storm Isaias	DR		X	X	9/30
TX – Hurricane Hanna	DR		X	X	9/30
TX – Hurricane Laura	DR	X	X	X	9/30
PA – Tropical Storm Isaias	DR	X	X	X	10/5
MS – Tropical Storm Cristobal (Appeal)	DR		X		10/1
UT – Severe Storm and Straight-line Winds	DR		X	X	10/7
AL – Hurricane Zeta	DR		X	X	10/29
MD – Tropical Storm Isaias (Appeal)	DR		X	X	11/12
OK – Severe Winter Storm and Straight-line Winds	DR		X	X	11/13



**FEMA**



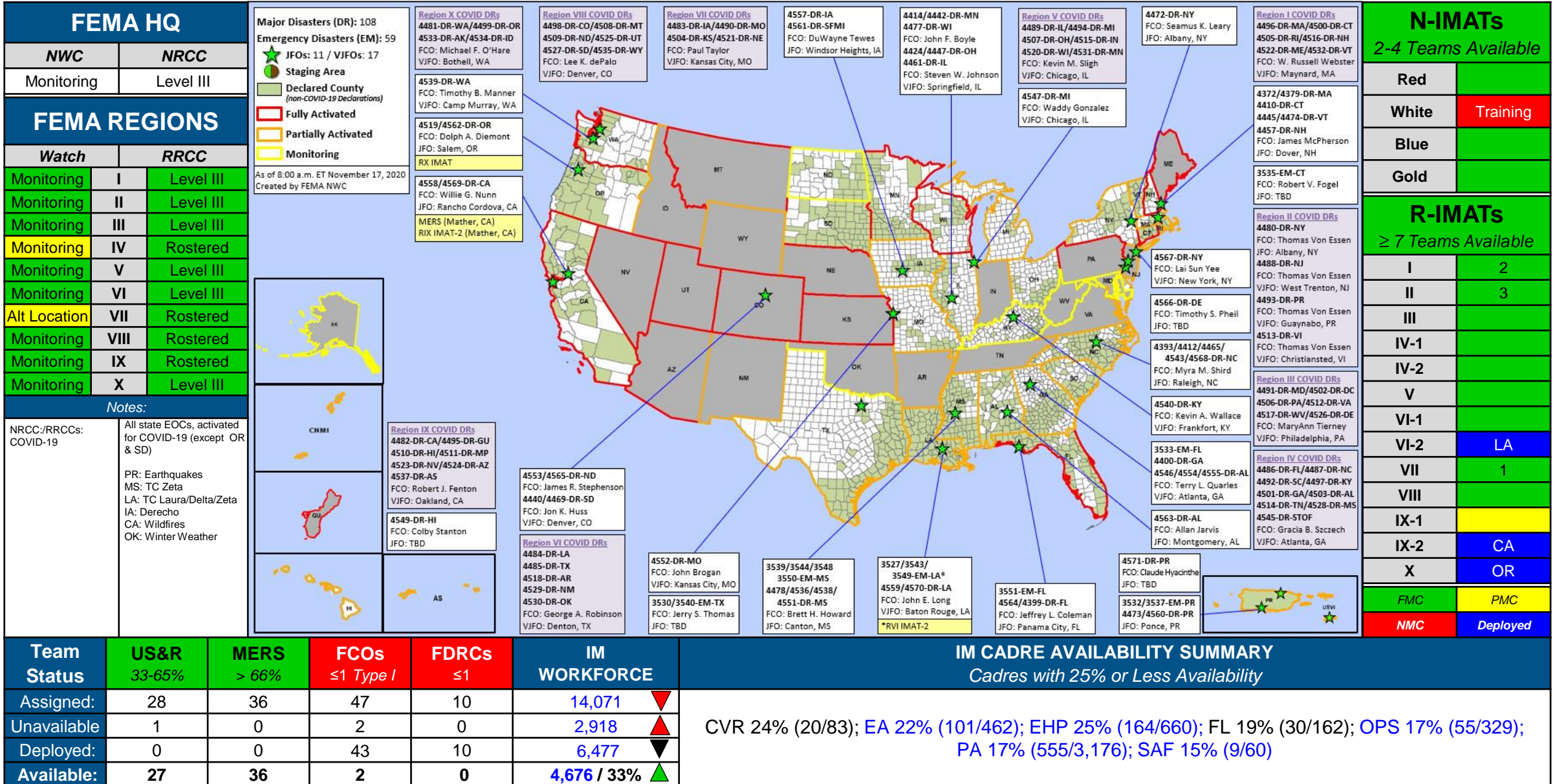
# Declaration Amendments

Declaration	Number	Issued	Action
3549-EM-LA	1	Nov 16	Closes the incident period effective Oct 29
4562-DR-OR	3	Nov 16	Closes the incident period effective Nov 3



**FEMA**

# FEMA Common Operating Picture

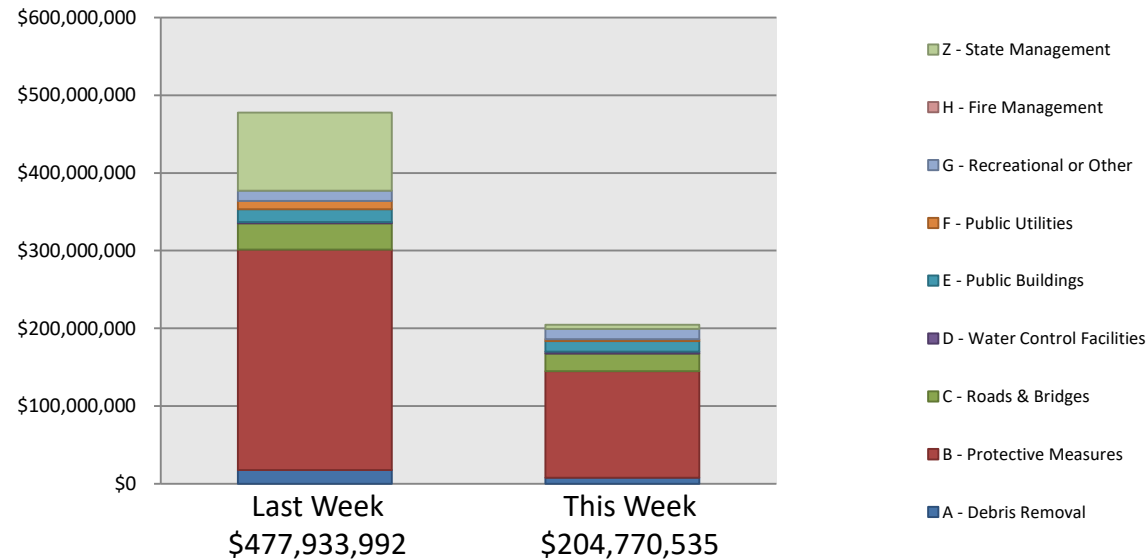


# Public Assistance Grant Program

## PA Project Worksheets Obligated in past week, as of 11/16/2020 at 1500 ET

PA Category	Emergency Work		Permanent Work					H - Fire Management	Z - State Management	Total
	A - Debris Removal	B - Protective Measures	C - Roads & Bridges	D - Water Control Facilities	E - Public Buildings	F - Public Utilities	G - Recreational or Other			
Number Of PWs Obligated	11	133	151	9	33	17	42	0	67	463
Federal Share Obligated	\$7,490,780	\$137,379,971	\$22,607,728	\$2,688,476	\$13,526,138	\$2,473,611	\$13,283,965	\$0	\$5,319,864.84	\$204,770,534.56

## Public Assistance Obligated per Category 11/02/2020 through 11/16/2020



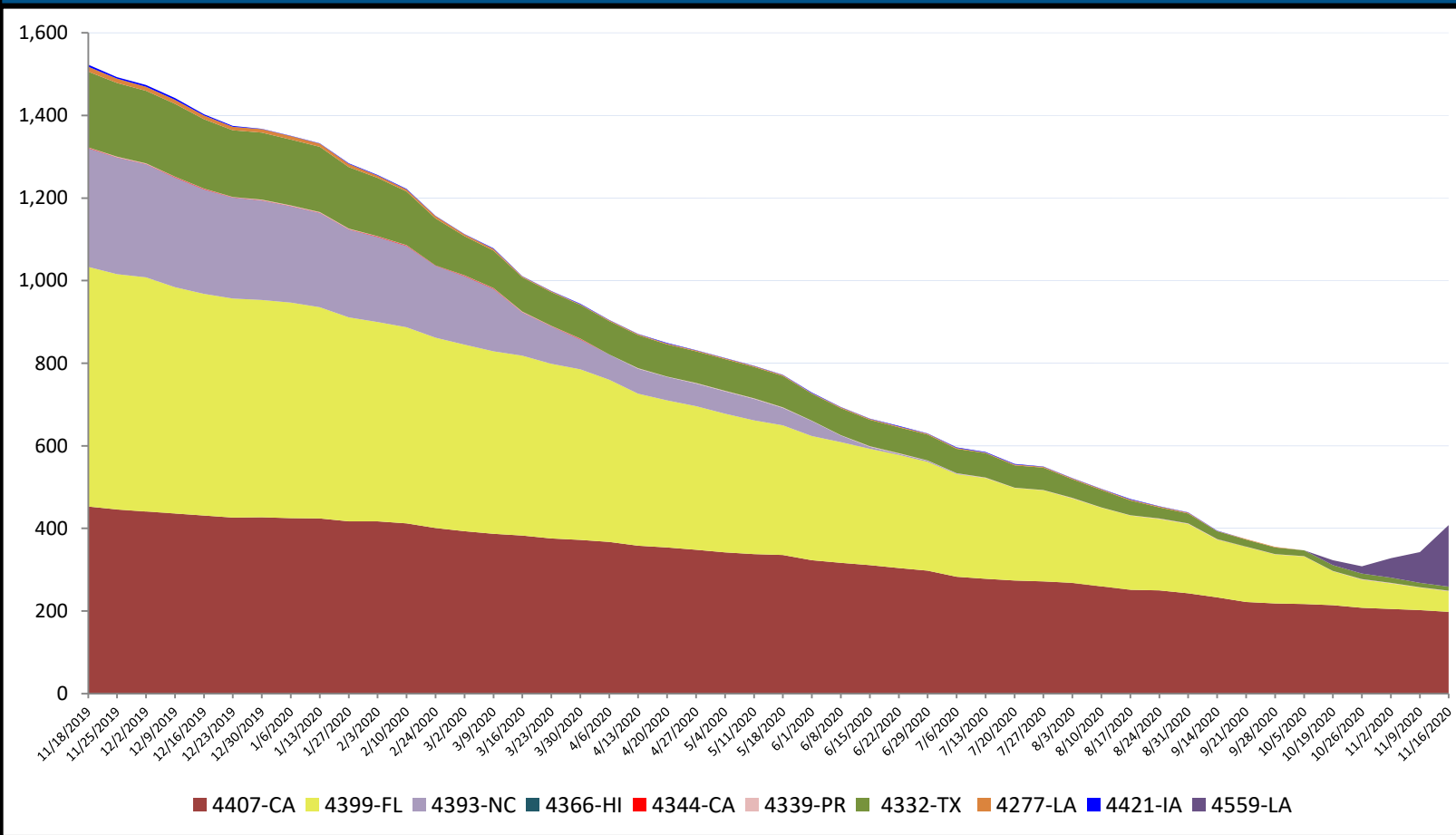
## This weeks PA Highlights

- In 4498-CO
  - \$39 Million obligated for Category B – Protective Measures
- In 4485-TX
  - \$31 Million obligated for Category B – Protective Measures
- In 4492-SC
  - \$14 Million obligated for Category B – Protective Measures

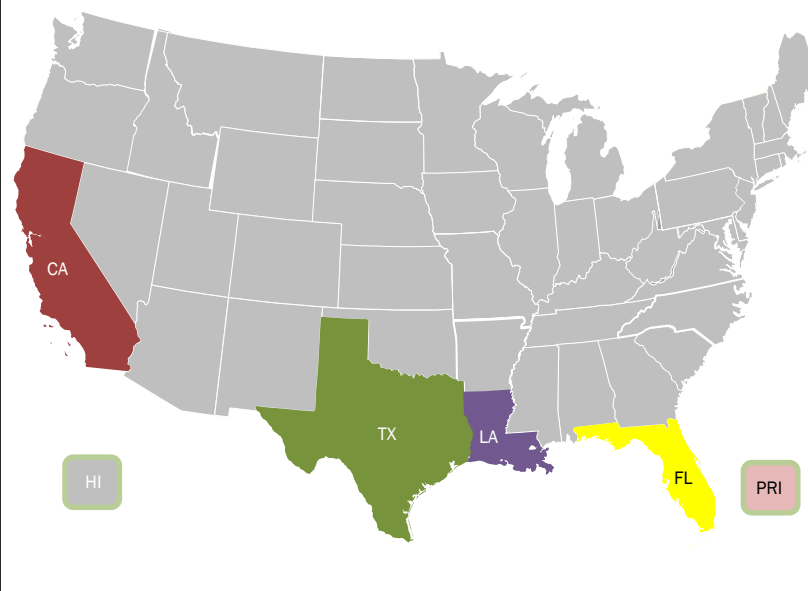
# Direct Housing

## Total Households in FEMA Direct Housing per State

Past Year per Week, 11/18/2019 - 11/16/2020, There are currently **408** Households Occupying **408** Temporary Units



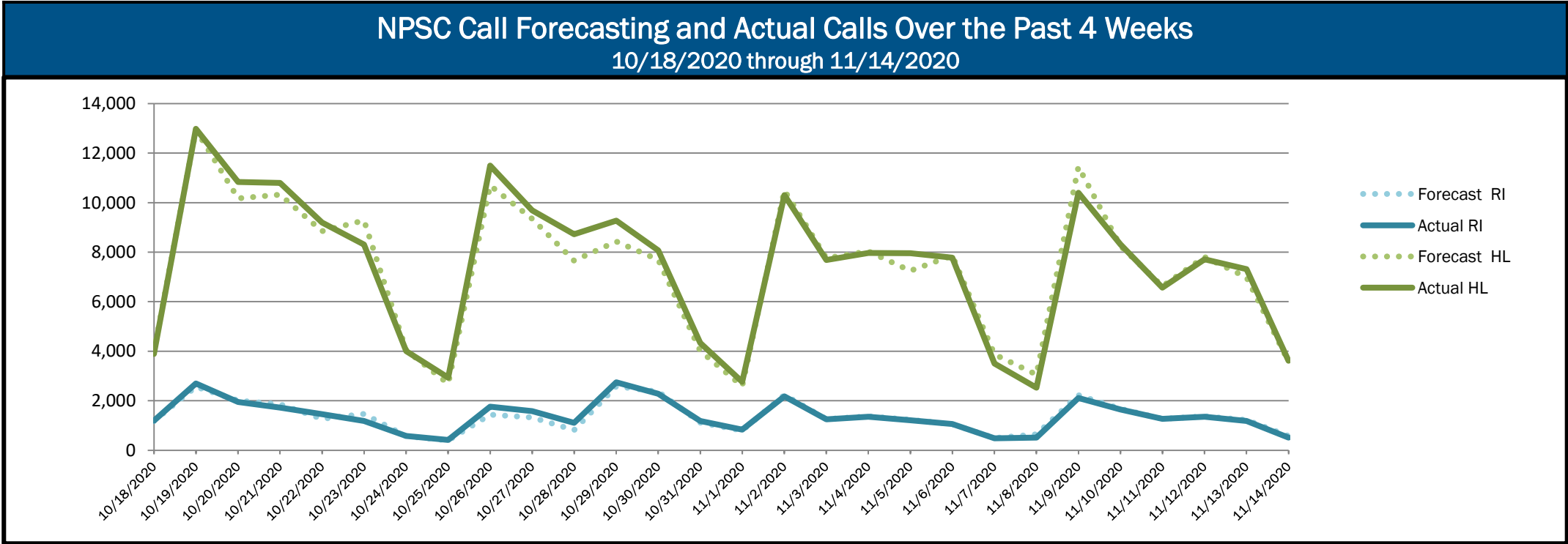
DR	IA Declaration Date	Program End Date	Current # of Households in Direct Housing (Weekly Change)
4559-LA	8/28/2020	2/28/2022	149 (+74)
4407-CA	11/12/2018	5/12/2020	198 (-4)
4399-FL	10/11/2018	4/11/2020	50 (-5)
4339-PR	9/20/2017	9/20/2019	1 (0)
4332-TX	8/25/2017	8/25/2019	10 (0)



States with Currently Occupied Units

# NPSC Call Activity

NPSC Call Activity in the Past Week 11/8/2020 through 11/14/2020		
Call Type	Projected Calls	Actual Calls
Registration Intake:	8,991	8,591
Helpline:	47,735	46,457
Combined:	56,726	55,048



# Individual Assistance Activity

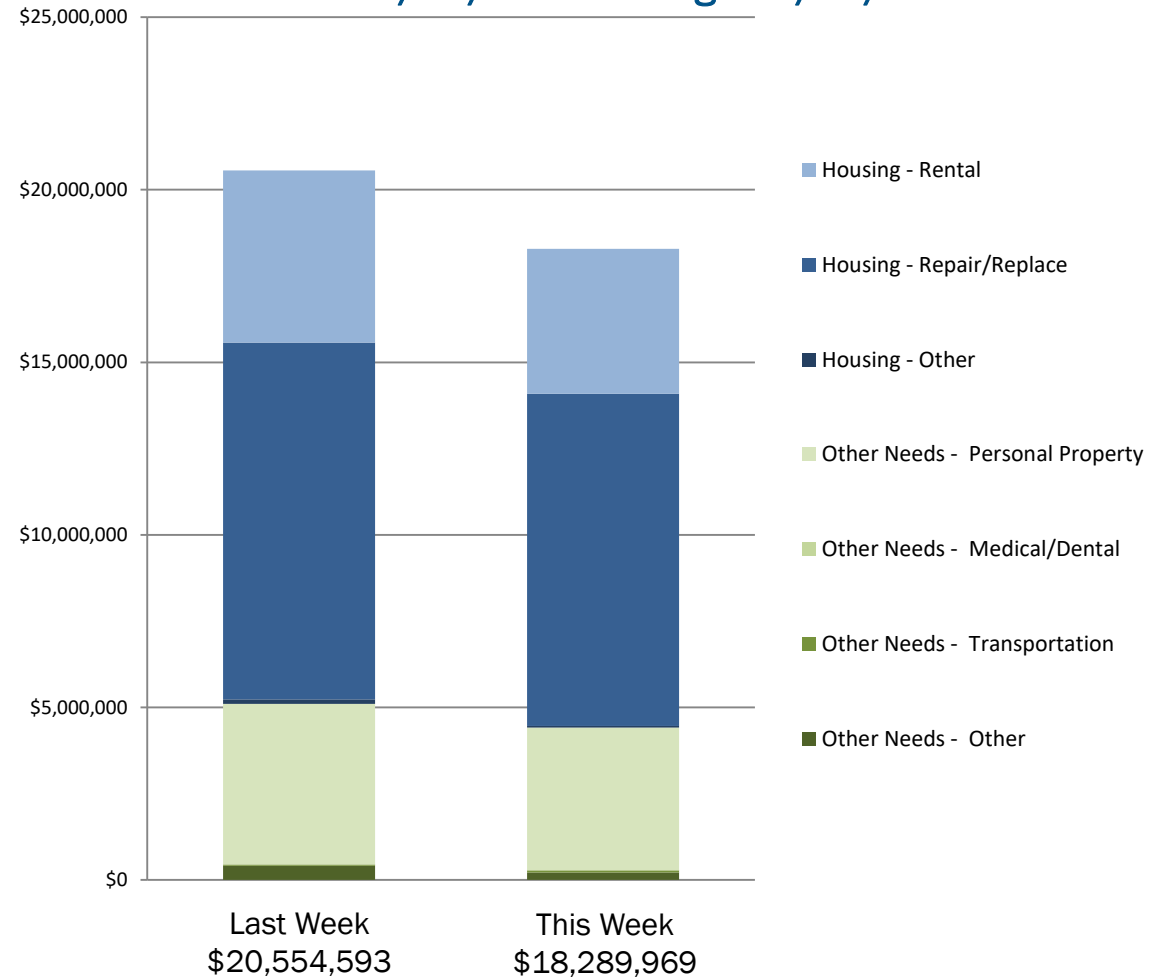
Individuals and Households Program Activity As Of: 11/16/20					
	In Past 7 Days		Cumulative		
	Applicants Approved	Amount Approved	Applicants Approved	Amount Approved	
Open Registration Period	4558-CA Declared 08-22-2020 End Of Reg Period 11-23-2020				
	Housing Assistance	47	\$616,051.83	1,622	\$13,164,592.83
	Other Needs Assistance	50	\$110,794.76	2,229	\$3,729,599.06
	<b>Total IHP</b>	<b>\$726,846.59</b>		<b>\$16,894,191.89</b>	
	<b>Average IHP</b>	<b>\$6,301</b>			
	<b>Total Max Grants</b>			<b>HA</b>	<b>ONA</b>
Open Registration Period	4559-LA Declared 08-28-2020 End Of Reg Period 11-27-2020				
	Housing Assistance	872	\$2,896,144.44	40,213	\$134,245,514.10
	Other Needs Assistance	805	\$921,893.29	60,124	\$60,962,592.17
	<b>Total IHP</b>	<b>\$3,818,037.73</b>		<b>\$195,208,106.27</b>	
	<b>Average IHP</b>	<b>\$2,745</b>			
	<b>Total Max Grants</b>			<b>HA</b>	<b>ONA</b>
Open Registration Period	4560-PR Declared 09-09-2020 End Of Reg Period 11-09-2020				
	Housing Assistance	21	\$47,463.07	199	\$561,297.60
	Other Needs Assistance	5	\$7,655.80	180	\$520,423.21
	<b>Total IHP</b>	<b>\$55,118.87</b>		<b>\$1,081,720.81</b>	
	<b>Average IHP</b>	<b>\$4,006</b>			
	<b>Total Max Grants</b>			<b>HA</b>	<b>ONA</b>
Open Registration Period	4562-OR Declared 09-15-2020 End Of Reg Period 11-30-2020				
	Housing Assistance	96	\$1,540,672.34	1,668	\$20,431,685.87
	Other Needs Assistance	66	\$231,014.68	2,365	\$5,551,402.97
	<b>Total IHP</b>	<b>\$1,771,687.02</b>		<b>\$25,983,088.84</b>	
	<b>Average IHP</b>	<b>\$9,532</b>			
	<b>Total Max Grants</b>			<b>HA</b>	<b>ONA</b>
Open Registration Period	4563-AL Declared 09-20-2020 End Of Reg Period 11-19-2020				
	Housing Assistance	1,116	\$3,677,307.38	15,995	\$51,619,263.62
	Other Needs Assistance	755	\$1,504,396.90	10,970	\$20,176,675.11
	<b>Total IHP</b>	<b>\$5,181,704.28</b>		<b>\$71,795,938.73</b>	
	<b>Average IHP</b>	<b>\$3,940</b>			
	<b>Total Max Grants</b>			<b>HA</b>	<b>ONA</b>

Open Registration Period	4564-FL Declared 09-23-2020 End Of Reg Period 12-01-2020				
	Housing Assistance	437	\$1,361,887.80	5,254	\$19,403,235.92
	Other Needs Assistance	303	\$496,875.67	2,957	\$5,339,331.85
	<b>Total IHP</b>	<b>\$1,858,763.47</b>		<b>\$24,742,567.77</b>	
	<b>Average IHP</b>	<b>\$4,135</b>			
	<b>Total Max Grants</b>			<b>HA</b>	<b>ONA</b>
Open Registration Period	4569-CA Declared 10-16-2020 End Of Reg Period 12-16-2020				
	Housing Assistance	32	\$525,066.84	163	\$1,545,066.39
	Other Needs Assistance	17	\$117,543.00	55	\$446,680.49
	<b>Total IHP</b>	<b>\$642,609.84</b>		<b>\$1,991,746.88</b>	
	<b>Average IHP</b>	<b>\$12,071</b>			
	<b>Total Max Grants</b>			<b>HA</b>	<b>ONA</b>
Open Registration Period	4570-LA Declared 10-16-2020 End Of Reg Period 12-16-2020				
	Housing Assistance	741	\$2,881,862.13	2,602	\$10,645,800.81
	Other Needs Assistance	679	\$985,758.47	1,925	\$2,529,020.07
	<b>Total IHP</b>	<b>\$3,867,620.60</b>		<b>\$13,174,820.88</b>	
	<b>Average IHP</b>	<b>\$3,627</b>			
	<b>Total Max Grants</b>			<b>HA</b>	<b>ONA</b>
Open Registration Period	4571-PR Declared 11-05-2020 End Of Reg Period 01-04-2021				
	Housing Assistance	1	\$896.00	1	\$896.00
	Other Needs Assistance	0	\$0.00	0	\$0.00
	<b>Total IHP</b>	<b>\$896.00</b>		<b>\$896.00</b>	
	<b>Average IHP</b>	<b>\$896</b>			
	<b>Total Max Grants</b>			<b>HA</b>	<b>ONA</b>
Other IHP Active	6 Declarations IHP Programmatically Open - Closed Registration *				
	Housing Assistance	100	\$331,502.68		
	Other Needs Assistance	31	\$35,181.78		
	<b>Total IHP</b>	<b>\$366,684.46</b>			
<b>Total IHP Approved in Past Week</b>				<b>\$18,289,968.86</b>	



# Individual Assistance Activity

IHP Approved per Category in the Past  
2 Weeks - 11/02/2020 through 11/16/2020





# FEMA

Helping people before, during, and after disasters.

*[Click here to subscribe to this briefing](#)*