



FEMA

Daily Operations Briefing

Friday, September 4, 2020

8:30 a.m. ET

National Current Operations and Monitoring



FEMA

Significant Incidents or Threats:

- Tropical Cyclone Laura – Response / Recovery
- Wildfires
- COVID-19

Tropical Activity:

- Atlantic:
 - Tropical Cyclone Omar
 - Disturbance 1: Low (20%)
 - Disturbance 2: Medium (40%)
 - Disturbance 3: High (70%)
 - Disturbance 4: Medium (50%)
- Eastern Pacific:
 - Disturbance 1: Low (30%)
- Central Pacific: No new tropical cyclones expected during the next five days
- Western Pacific: No activity affecting U.S. interests

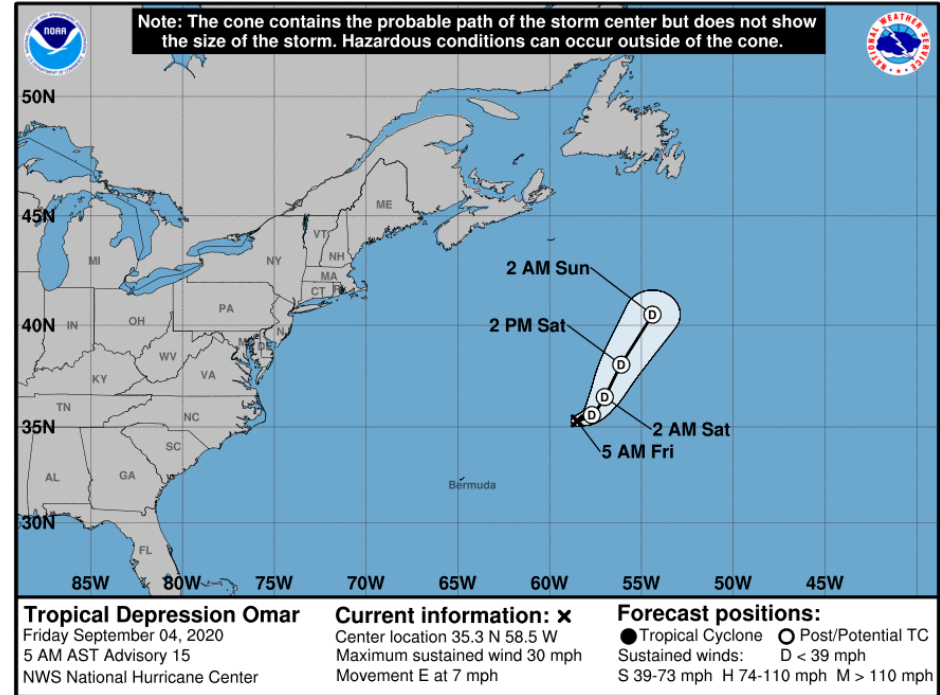
Declaration Activity:

- FMAG Approved – Snider/Rice Complex Fire, MT
- Amendments (2)

Tropical Outlook – Atlantic

Tropical Cyclone Omar (Advisory #15 as of 5:00 a.m. ET)

- 415 miles ENE of Bermuda
- Moving **E** at 7 mph
- Maximum sustained winds **30 mph**
- Likely to degenerate into a remnant low later today



Tropical Outlook – Atlantic



Disturbance 1 (as of 8:00 a.m. ET)

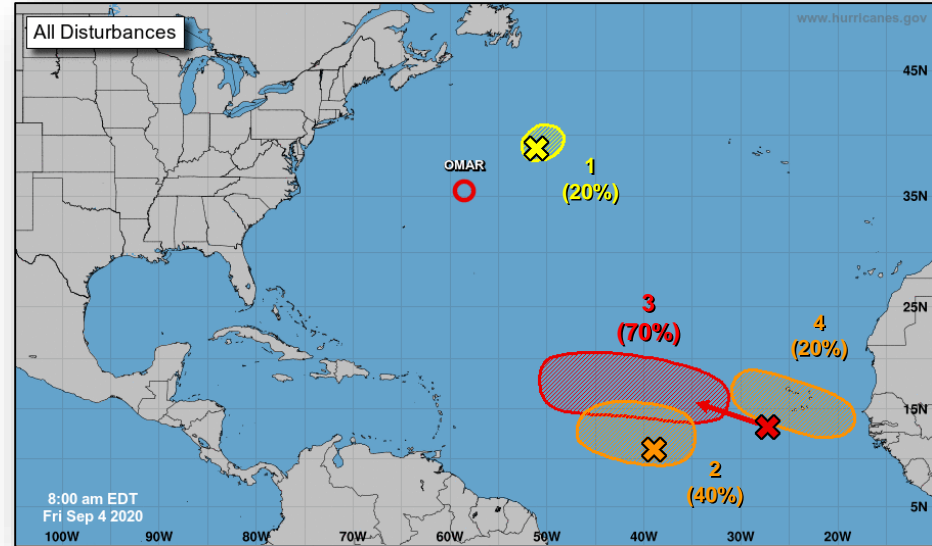
- Located 500 miles SSE of Cape Race, Newfoundland
- Moving NNE at 15 mph
- Slight development is possible before reaching cooler waters
- Formation chance through 48 hours: Low (20%)
- Formation chance through 5 days: Low (20%)

Disturbance 2 (as of 8:00 a.m. ET)

- Located between the coast of Africa and Windward Islands
- Gradual development is possible early next week
- Formation chance through 48 hours: Low (20%)
- Formation chance through 5 days: Medium (40%)

Disturbance 3 (as of 8:00 a.m. ET)

- Located W of the Cabo Verde Islands
- Moving WNW
- Tropical depression is more likely to form early next week
- Formation chance through 48 hours: Low (20%)
- Formation chance through 5 days: High (70%)



Disturbance 4 (as of 8:00 a.m. ET)

- Forecast to form off the west coast of Africa **Sunday**
- Depression **could form by the middle of next week**
- Formation chance through 48 hours: Low (near 0%)
- Formation chance through 5 days: **Medium (50%)**

Current Disturbances & 5 Day Cyclone Formation: < 40% | 40-60% | > 60%
 Tropical / Sub-Tropical Cyclone: Depression | Storm | Hurricane | Post-Tropical Cyclone / Remnants

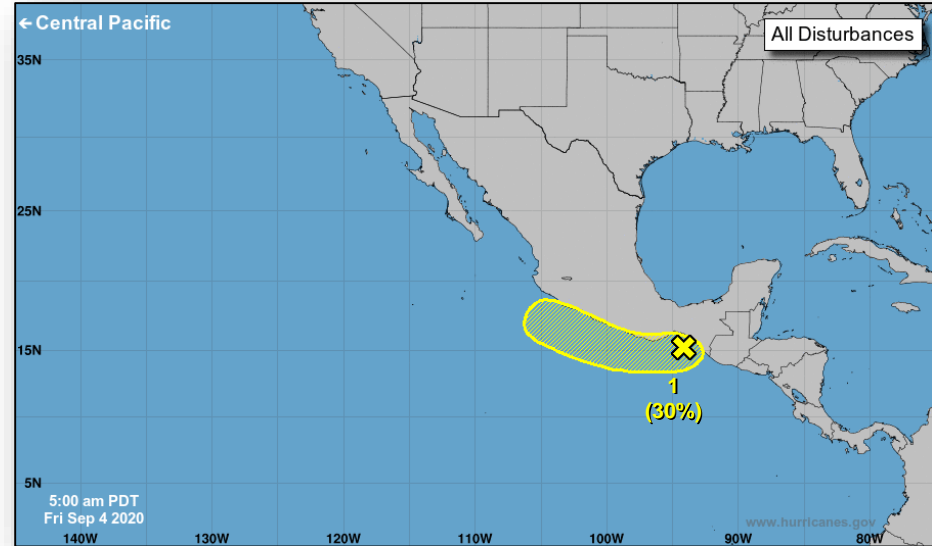
Potential track area: Day 1-3 | Day 4-5 | Watches: Hurricane | Trop Stm | Warnings: Hurricane | Trop Stm | Current wind extent: Hurricane | Trop Stm

Tropical Outlook – Eastern Pacific



Disturbance 1 (as of 8:00 a.m. ET)

- The remnants of TD Nana are moving into eastern Pacific waters near the Gulf of Tehuantepec
- Unfavorable upper-level winds are expected to inhibit development **this weekend**
- Expected to move WNW along the southern Mexican coast
- Formation chance through 48 hours: Low (30%)
- Formation chance through 5 days: Low (30%)



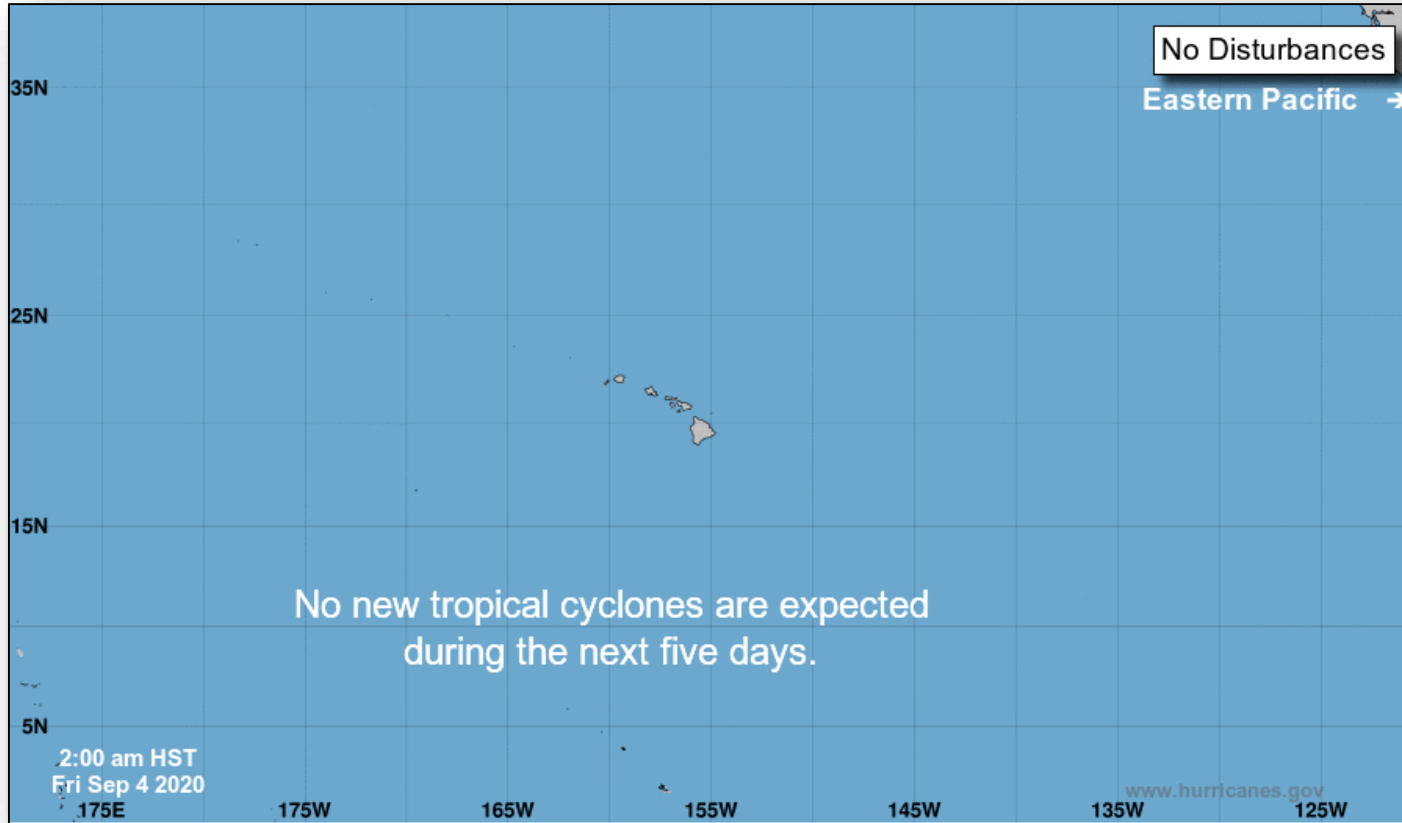
Current Disturbances & 5 Day Cyclone Formation: ✕ < 40% | ✖ 40-60% | ✗ > 60%
Tropical / Sub-Tropical Cyclone: ○ Depression | ● Storm | ● Hurricane | ⊗ Post-Tropical Cyclone / Remnants

Potential track area: Day 1-3 Day 4-5 | Watches: Hurricane Trop Stm | Warnings: Hurricane Trop Stm | Current wind extent: Hurricane Trop Stm

Tropical Outlook – Central Pacific



FEMA



Current Disturbances & 5 Day Cyclone Formation: ✕ < 40% | ✕ 40-60% | ✕ > 60%
 Tropical / Sub-Tropical Cyclone: ○ Depression | ● Storm | ● Hurricane | ⊗ Post-Tropical Cyclone / Remnants

Potential track area: Day 1-3 Day 4-5
 Watches: Hurricane Trop Stm
 Warnings: Hurricane Trop Stm
 Current wind extent: Hurricane Trop Stm

Tropical Cyclone Laura – Response / Recovery



FEMA

Situation: Restoration of power and water/wastewater infrastructure, sheltering (survivor, emergency responders, and restoration crews), support to healthcare facilities, and debris removal remain critical priorities.

Food, Water, Shelter

LA:

- 11,954 occupants in congregate and non-congregate shelters
- Food/Water: 31 of up to 40 PODs operational with 9 additional hub spots
- 62 (-3) public water system outages affecting 49k customers; 136 (-15) systems under boil water advisories affecting 488k customers
- Wastewater: Out of 113 systems, 83 (+28) are operating, 11 (+1) partly operating, 5 (-1) not operating, 14 (-2) unknown status

TX:

- 9,997 occupants in non-congregate shelters
- Food/Water: All 19 PODs operational
- Of 164 public water systems, 83 (+12) are fully operational, 58 (+9) are using generators (serving pop of 156k), 23 (-1) are non-operational (serving pop 5k); 43 (+2) drinking water systems with boil water notices (serving pop 88k)
- Wastewater: Out of 58 systems, 55 (+17) are fully operational; 1 partially operational, 2 (-1) not operational

Health and Medical

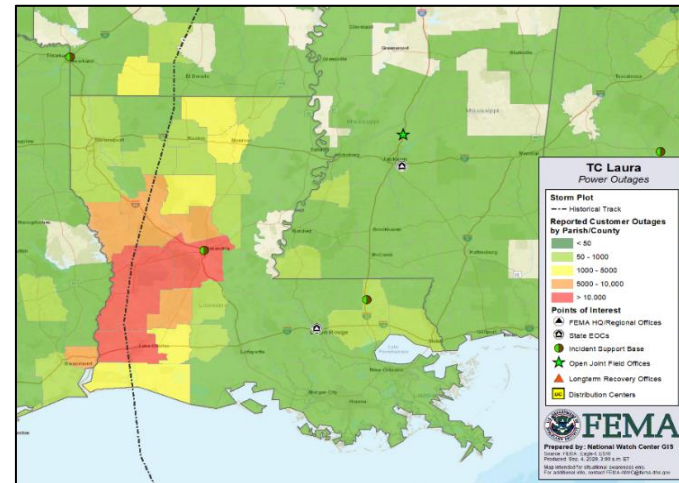
LA:

- Fatalities: 20 (+3) confirmed (4 from falling trees, 1 drowned, 9 (+1) from carbon monoxide poisoning, 4 (+2) heat illness, 1 fall, 1 storm cleanup related) (LA Dept of Health, 9/4/20, 12:30 a.m. ET)
- 13 hospitals evacuated; 11 on generator power; 11 nursing homes evacuated; 7 on generator power
- COVID-19 testing sites [resuming across the state](#)

LA



TX



Energy (FEMA NRCC as of 6:00 a.m. ET, Sep 4)

Customers without power: LA: 202k; TX: 8.6k

LA: 143 generators available; 84 assigned to USACE, 59 remaining at Craig Field

USACE conducting temporary emergency power assessments at 71 locations, including 39 at water/wastewater facilities; **No pre-installation inspections in progress, 1 (+1) pending, 18 complete** (10 at water/wastewater facilities)

Tropical Cyclone Laura – Response / Recovery



FEMA

FEMA / Federal Preparations/Response:

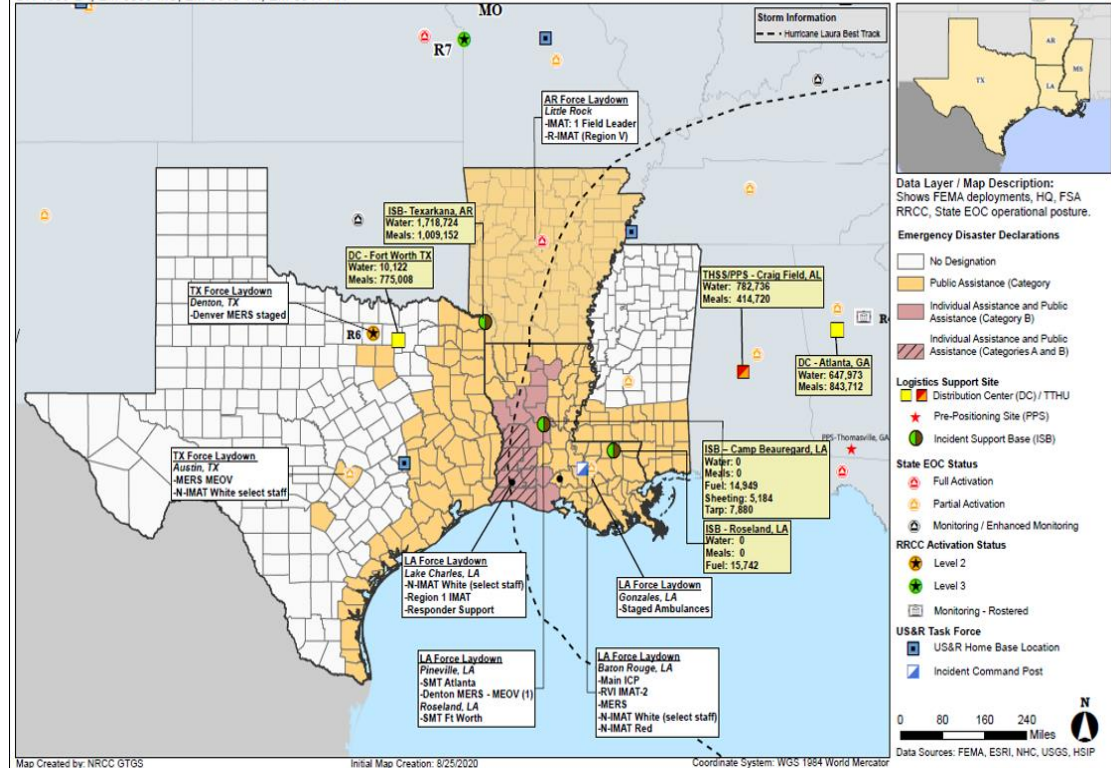
- Region I IMAT deployed to Lake Charles, LA
- Region V IMAT deployed to Little Rock, AR; will redeploy to Camp Beauregard, LA today
- Region VI RRCC transition to Level III, day shift for COVID-19 0900 ET today
 - IMAT-2 deployed to Baton Rouge, LA

FEMA HQ:

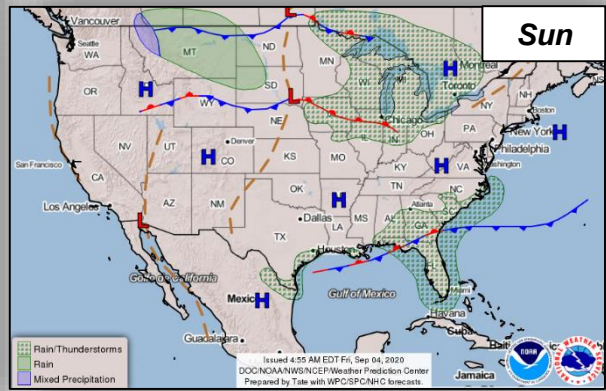
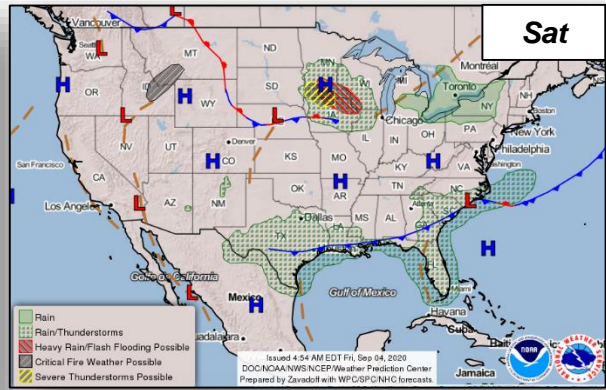
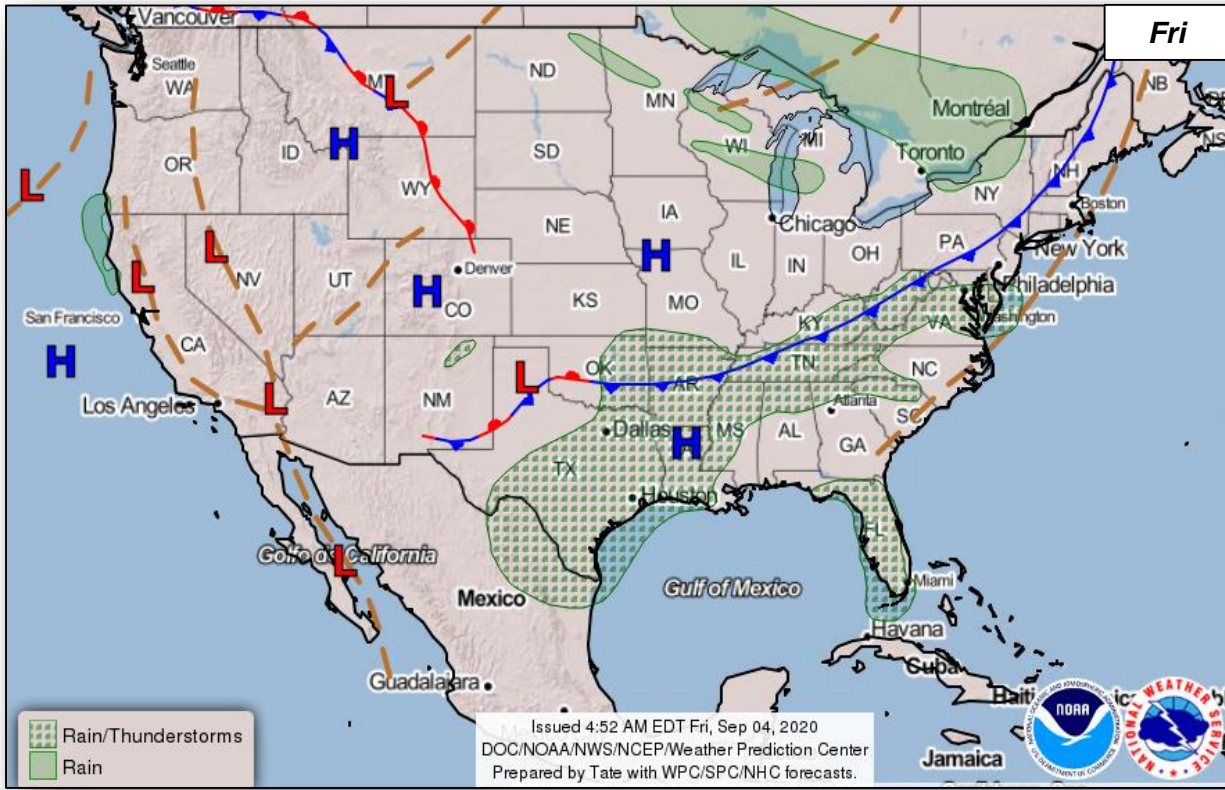
- NRCC at Level II, day shift
- NWC at Enhanced Watch, night shift
- N-IMAT Red deployed to Baton Rouge, LA
- Logistics HQ: SMT Atlanta deployed to Camp Beauregard, LA, SMT Fort Worth deployed to Roseland, LA, and N-ISB team deployed to Craig Field, AL
- MERS deployed to Baton Rouge and Lake Charles, LA
- Emergency Declarations approved for PR, LA, MS, TX, and AR
- Major Disaster Declaration approved for LA

Concept of Support: Force Laydown (03 September 2020, 1000 EDT)

DR-4559-LA, EM-3539-MS, EM-3540-TX, EM-3541-AR



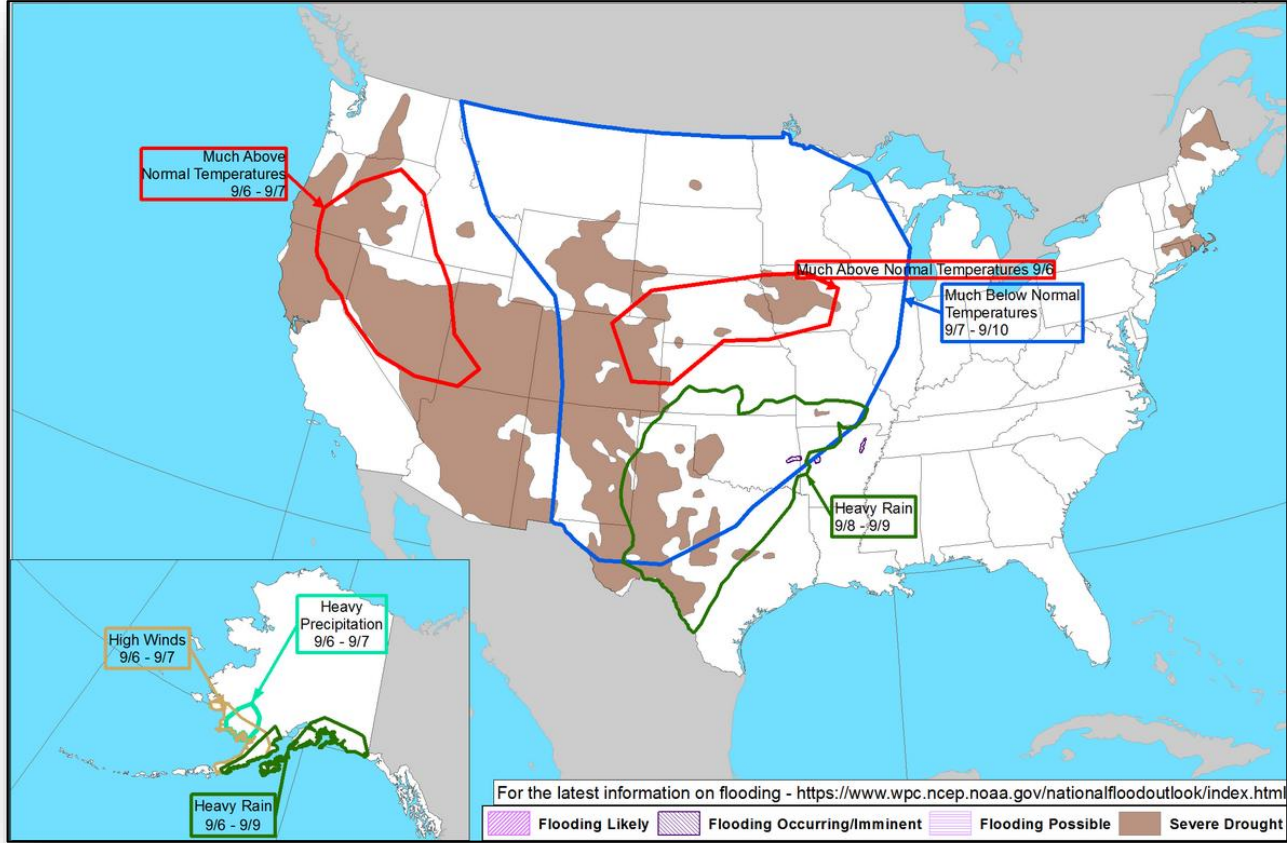
National Weather Forecast



Hazards Outlook – Sep 6-10



FEMA



Wildfire Summary



FEMA

Fire Name (County, ST)	FMAG #	Acres Burned	Percent Contained	Evacuations	Structures (Homes / Other)			Fatalities / Injuries
					Threatened	Damaged	Destroyed	
White River (Wasco County, OR)	5341-FM-OR	17,379 (+1,023)	41% (+31%)	M: 0 (-244)	H: 431 (-1,342)	H: 0	H: 0	1 / 2
				V: 0	O: 0	O: 0	O: 0	
LNU Lightning Fire Complex (Napa County, CA)	5331-FM-CA	375,209	86% (+12%)	M: 1,707 (-1,336)	H: 1,250 (-1,293)	H: 112 (+1)	H: 774 (+14)	5 / 4
				V: 0	O: 100 (-50)	O: 101	O: 691 (+13)	
CZU Lightning Fire Complex (Santa Cruz and San Mateo counties, CA)	5336-FM-CA	86,102 (+455)	51% (+4%)	M: 8,221 (-897)	H: 7,647	H: 90	H: 931	1 / 1
				V: 0	O: 0	O: 50	O: 559	
Evans Canyon Fire (Yakima, WA)	5342-FM-WA	57,550 (+22,775)	10% (+10%)	M: 0	H: 924	H: 0	H: 6 (+1)	0 / 0
				V: 0	O: 0	O: 0	O: 6	
Huff Fire (Garfield, MT)	5343-FM-MT	46,892 (+16,892)	15% (+15%)	M: 0	H: 10 (+10)	H: 0	H: 0	0 / 0
				V: 500	O: 30 (-896)	O: 0	O: 50 (+50)	
Bobcat Fire (Musselshell and Yellowstone, MT)	5344-FM-MT	12,000	1% (+1%)	M: 0	H: 200 (-300)	H: 0	H: 0	0 / 0
				O: 0 (-2,100)	O: 0	O: 0	O: 0	
Snider/Rice Complex Fire (Rosebud, Custer, and Powder River, MT)	5345-FM-MT	48,000	0%	M: 3156	H: 1,052	H: 0	H: 0	0 / 0
				V: 0	O: 10	O: 0	O: 0	

(Evacuations: M = Mandatory / V = Voluntary

Structures: H = Homes and Mixed Commercial/Residential / O = Non-residential Commercial/Other Minor Structures)

Joint Preliminary Damage Assessments



FEMA

Region	State / Location	Event	IA	Number of Counties		Start – End
			PA	Requested	Complete	
I	CT	Tropical Storm Isaias Aug 4	IA	8	6	8/27 – 9/2
			PA	8	0	8/27 – TBD
II	NY	Tropical Storm Isaias Aug 4	IA	0	0	N/A
			PA	8	0	8/25 – TBD
III	DE	Tornado Aug 7	IA	0	0	N/A
			PA	1	0	8/29 – TBD
	MD	Tropical Storm Isaias Aug 4-5	IA	0	0	N/A
			PA	3	0	8/21 – TBD
	PA	Tropical Storm Isaias Aug 4-5	IA	9	0	8/26 – TBD
			PA	11	0	8/26 – TBD
IV	NC	Hurricane Isaias Aug 3	IA	0	0	N/A
			PA	16	2	8/18 – TBD
VI	TX	Hurricane Hanna Jul 25 and continuing	IA	6	6	7/29 – 8/20
			PA	6	0	7/29 – TBD
		Hurricane Laura Aug 23 and continuing	IA	0	0	N/A
			PA	5	0	9/2 – TBD
	LA	Hurricane Laura Aug 23-27	IA	0	0	N/A
			PA	25	0	9/2 – TBD
VII	IA	Derecho Aug 10 and continuing	IA	27	27	8/15 – 8/29
			PA	24	16	8/15 - TBD

Declaration Requests in Process – 6



FEMA

State / Tribe / Territory – Incident Description	Type	IA	PA	HM	Requested
Poarch Band of Creek Indians – COVID-19 Pandemic	DR	X	X		5/15
LA – Severe Storm and Tornadoes	DR		X	X	7/10
Sac & Fox Tribe of the Mississippi of Iowa – Severe Weather	DR	X	X	X	8/14
PR – Tropical Storm Isaias	DR	X			8/21
FL – Tropical Storm Laura - WITHDRAWN	EM		X		8/21
DE – Tropical Storm Isaias	DR	X	X	X	8/31
ND – Severe Storms and Flooding	DR		X	X	8/31

Declaration Amendments



FEMA

Declaration	Number	Issued	Action
FEMA-4558-DR-CA	2	Sep 3	Adds 6 counties for debris removal
FEMA-3539-EM-MS	1	Sep 3	Closes incident period



FEMA

FEMA Common Operating Picture

FEMA HQ	
NWC	NRCC
Enhanced Watch	Level II

FEMA REGIONS		
WATCH	RRCC	
Monitoring	I	Level III
Alt Location	II	Level III
Monitoring	III	Level III
Monitoring	IV	Rostered
Monitoring	V	Level III
Monitoring	VI	Level III
Alt Location	VII	Rostered
Monitoring	VIII	Rostered
Monitoring	IX	Rostered
Monitoring	X	Level III

Notes:

NRCC & all RRCCs activated for COVID-19

NRCC: Level II - Days
NWC Enhanced Watch - Nights

Region IV: Equipment
Region VI: TC Laura, dayshift only

All EOCs activated for COVID-19
CA-Widfires
CT: Isaias
IA-Derecho
PR: Earthquakes
AR, LA, & TX: TC Laura

Major Disasters (DR): 109
Emergency Disasters (EM): 108

★ JFOs: 9 / VJFOs: 16

- Staging Area
- Distribution Center (DC)
- Declared County (non-COVID-19 Declarations)
- Fully Activated
- Partially Activated
- Monitoring

As of 8:00 a.m. ET September 4, 2020
Created by FEMA NWC

Region X COVID DRs

4339-DR-WA
FCO: Timothy B. Manner
VJFO: Camp Murray, WA

4440/4463/4469-DR-SD
FCO: Jon K. Huss
VJFO: Sloux Falls, SD

4414/4442-DR-MN
4477-DR-WI
FCO: John F. Boyle
4424/4447-DR-OH
4461-DR-IL
FCO: Steven W. Johnson
VJFO: Springfield, IL

4519-DR-OR
FCO: Dolph A. Diemont
VJFO: Salem, OR

Region VIII COVID DRs

4498-DR-CO/4508-DR-MT
4509-DR-ND/4525-DR-UT
4527-DR-SD/4535-DR-WY
FCO: Lee K. dePallo
VJFO: Denver, CO

4558-DR-CA
FCO: Willie G. Nunn
VJFO: TBD

RIX IMAT-1 (Mather, CA)
MERS (2) (Mather, CA)

4548-DR-UT
FCO: Kenneth B. Clark
4553-DR-ND
FCO: James R. Stephenson
VJFO: Denver, CO

RVIII IMAT

Region IX COVID DRs

4482-DR-CY/4495-DR-GU
4510-DR-HI/4511-DR-MP
4523-DR-NV/4524-DR-AZ
4537-DR-AS
FCO: Robert J. Fenton
VJFO: Oakland, CA

4549-DR-HI
FCO: Colby Stanton
VJFO: TBD

Region VI COVID DRs

4484-DR-LA
4485-DR-TX
4518-DR-AR
4529-DR-NM
4530-DR-OK
FCO: George A. Robinson
VJFO: Denton, TX

3541-EM-AR*
4544/4556-DR-AR
FCO: Roland W. Jackson
VJFO: Denton, TX

3530-EM-TX
3540-EM-TX*
FCO: Jerry S. Thomas
VJFO: TBD

TC LAURA
RI IMAT, RVI IMAT 2,
MERS (8), SMT (2),
N-IMAT Red,
N-IMAT White
(Select Staff)

Region VII COVID DRs

4483-DR-IA/4490-DR-MO
4508-DR-OK/4521-DR-NE
FCO: Paul Taylor
VJFO: Kansas City, MO

4557-DR-IA
FCO: DuWayne Tewes
VJFO: TBD

RVII IMAT (Des Moines, IA)

Region V COVID DRs

4489-DR-IL/4494-DR-MI
4547-DR-MI
FCO: Waddy Gonzalez
VJFO: Midland, MI

3525-EM-MI
FCO: Kevin M. Sligh
4547-DR-MI
FCO: Kevin M. Sligh
VJFO: Chicago, IL

Kentucky Derby
MERS (Louisville, KY)

Region I COVID DRs

4496-DR-MA/4500-DR-CT
4505-DR-RH/4516-DR-NH
4528-DR-ME/4532-DR-VT
FCO: W. Russell Webster
VJFO: Maynard, MA

4372/4379-DR-MA
4410-DR-CT
4445/4474-DR-VT
4457-DR-NH
FCO: James McPherson
VJFO: Dover, NH

3535-EM-CT
FCO: Robert V. Fogel
VJFO: TBD

Region II COVID DRs

4480-DR-NY
VJFO: Albany, NY

4488-DR-NJ
VJFO: West Trenton, NJ

4493-DR-PR
VJFO: Guaynabo, PR

4513-DR-VI
FCO: Thomas Von Essen
VJFO: Christiansted, VI

Region III COVID DRs

4491-DR-MD/4502-DR-DC
4506-DR-PA/4512-DR-VA
4517-DR-WV/4526-DR-DE
FCO: MaryAnn Tierney
VJFO: Philadelphia, PA

Region IV COVID DRs

4486-DR-FL/4487-DR-NC
4492-DR-SC/4497-DR-AL
4501-DR-GA/4503-DR-LY
4514-DR-TN/4528-DR-MS
4545-DR-STOF
FCO: Gracia B. Szczech
VJFO: Atlanta, GA

3531-EM-VI
FCO: William L. Vogel
VJFO: TBD

Region IV COVID DRs

4540-DR-KY
FCO: Kevin A. Wallace
VJFO: Frankfort, KY

4427/4471/4476/
4511/4550-DR-TN
FCO: Myra M. Shird
VJFO: Nashville, TN

3534-EM-NC
4393/4412/4465/
4543-DR-NC
FCO: Elizabeth Turner
VJFO: Wilmington, NC

4428-DR-KY
FCO: Kevin A. Wallace
4464/4479/4542-DR-SC
FCO: Allan Jarvis
3533-EM-FL/4400-DR-GA
4546/4554/4555-DR-AL
FCO: Terry L. Quarles
VJFO: Atlanta, GA

4399-DR-FL
FCO: Jeffrey L. Coleman
VJFO: Panama City, FL

Region VI COVID DRs

4484-DR-LA
4485-DR-TX
4518-DR-AR
4529-DR-NM
4530-DR-OK
FCO: George A. Robinson
VJFO: Denton, TX

3541-EM-AR*
4544/4556-DR-AR
FCO: Roland W. Jackson
VJFO: Denton, TX

3530-EM-TX
3540-EM-TX*
FCO: Jerry S. Thomas
VJFO: TBD

TC LAURA
RI IMAT, RVI IMAT 2,
MERS (8), SMT (2),
N-IMAT Red,
N-IMAT White
(Select Staff)

Region VII COVID DRs

4483-DR-IA/4490-DR-MO
4508-DR-OK/4521-DR-NE
FCO: Paul Taylor
VJFO: Kansas City, MO

4557-DR-IA
FCO: DuWayne Tewes
VJFO: TBD

RVII IMAT (Des Moines, IA)

Region V COVID DRs

4489-DR-IL/4494-DR-MI
4547-DR-MI
FCO: Waddy Gonzalez
VJFO: Midland, MI

3525-EM-MI
FCO: Kevin M. Sligh
4547-DR-MI
FCO: Kevin M. Sligh
VJFO: Chicago, IL

Kentucky Derby
MERS (Louisville, KY)

Region I COVID DRs

4496-DR-MA/4500-DR-CT
4505-DR-RH/4516-DR-NH
4528-DR-ME/4532-DR-VT
FCO: W. Russell Webster
VJFO: Maynard, MA

4372/4379-DR-MA
4410-DR-CT
4445/4474-DR-VT
4457-DR-NH
FCO: James McPherson
VJFO: Dover, NH

3535-EM-CT
FCO: Robert V. Fogel
VJFO: TBD

Region II COVID DRs

4480-DR-NY
VJFO: Albany, NY

4488-DR-NJ
VJFO: West Trenton, NJ

4493-DR-PR
VJFO: Guaynabo, PR

4513-DR-VI
FCO: Thomas Von Essen
VJFO: Christiansted, VI

Region III COVID DRs

4491-DR-MD/4502-DR-DC
4506-DR-PA/4512-DR-VA
4517-DR-WV/4526-DR-DE
FCO: MaryAnn Tierney
VJFO: Philadelphia, PA

Region IV COVID DRs

4486-DR-FL/4487-DR-NC
4492-DR-SC/4497-DR-AL
4501-DR-GA/4503-DR-LY
4514-DR-TN/4528-DR-MS
4545-DR-STOF
FCO: Gracia B. Szczech
VJFO: Atlanta, GA

3531-EM-VI
FCO: William L. Vogel
VJFO: TBD

Region IV COVID DRs

4540-DR-KY
FCO: Kevin A. Wallace
VJFO: Frankfort, KY

4427/4471/4476/
4511/4550-DR-TN
FCO: Myra M. Shird
VJFO: Nashville, TN

3534-EM-NC
4393/4412/4465/
4543-DR-NC
FCO: Elizabeth Turner
VJFO: Wilmington, NC

4428-DR-KY
FCO: Kevin A. Wallace
4464/4479/4542-DR-SC
FCO: Allan Jarvis
3533-EM-FL/4400-DR-GA
4546/4554/4555-DR-AL
FCO: Terry L. Quarles
VJFO: Atlanta, GA

4399-DR-FL
FCO: Jeffrey L. Coleman
VJFO: Panama City, FL

Region VI COVID DRs

4484-DR-LA
4485-DR-TX
4518-DR-AR
4529-DR-NM
4530-DR-OK
FCO: George A. Robinson
VJFO: Denton, TX

3541-EM-AR*
4544/4556-DR-AR
FCO: Roland W. Jackson
VJFO: Denton, TX

3530-EM-TX
3540-EM-TX*
FCO: Jerry S. Thomas
VJFO: TBD

TC LAURA
RI IMAT, RVI IMAT 2,
MERS (8), SMT (2),
N-IMAT Red,
N-IMAT White
(Select Staff)

N-IMATs	
1 Team	
Red	LA
Blue	
Gold	Reconstituting
R-IMATs	
4-6 Teams	
I	LA
II	Reconstituting
III	
IV-1	
IV-2	
V	AR
VI-1	
VI-2	LA
VII	IA
VIII	(1) VJFO
IX-1	CA
IX-2	
X	RRCC
FMC	PMC
NMC	Deployed

Team:	US&R	MERS	FCOs	FDRCS	IM
Status	>66%	>66%	≤1 Type I	= 1	WORKFORCE
Assigned:	28	36	46	10	13,883 ▲
Unavailable	7 (+1)	0	2	0	3,138 ▼
Deployed:	0 (-2)	10	40	9	6,477 ▲
Available:	21 (+1)	26	4	1	4,268 / 31% ▲

IM CADRE AVAILABILITY SUMMARY	
Cadres with 25% or Less Availability	
CVR 23% (18/79); DI 19% (13/67); EA 19% (91/468); EHP 18% (121/657); FL 16% (25/156); FM 24% (59/247); HM 21% (257/1,233); LOG 21% (277/1,336); OPS 11% (35/326); PA 23% (705/3,116); SAF 13% (7/55); SEC 24% (30/124)	



FEMA

FEMA's mission is helping people before, during, and after disasters.

Click [here](#) to subscribe to this briefing
[FEMA.GOV](https://www.fema.gov)