



FEMA

Daily Operations Briefing

Friday, July 3, 2020

8:30 a.m. ET

National Current Operations & Monitoring



FEMA

Significant Incidents or Threats:

- Severe thunderstorms possible – Northern Plains
- Heavy rain and flash flooding possible – Mid-Atlantic to Northeast
- COVID-19

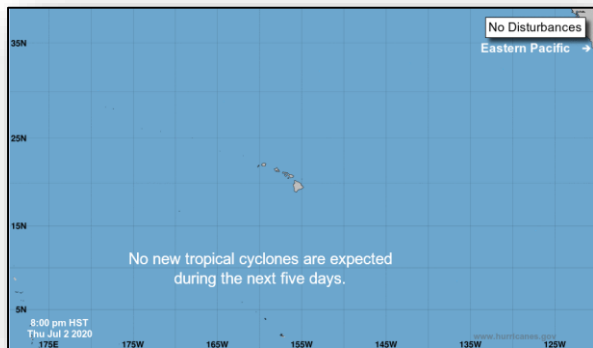
Tropical Activity:

- Atlantic: No new tropical cyclones expected during the next five days
- Eastern Pacific: Disturbance 1 – Low (30%); Disturbance 2 – Medium (40%)
- Central Pacific: No new tropical cyclones expected during the next five days
- Western Pacific: No activity affecting U.S. interests

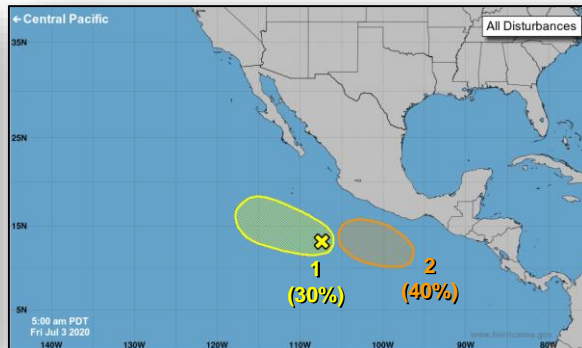
Declaration Activity:

- Major Disaster Declaration Request – Minnesota

Tropical Outlook – Five Day



Central Pacific



Eastern Pacific



Atlantic

Disturbance 1 (as of 8:00 a.m. ET)

- Located several hundred miles S of Manzanillo, Mexico
- Moving WNW at 10 mph
- Some gradual development possible [through early next week](#)
- Formation chance through 48 hours: Low (20%)
- Formation chance through 5 days: Low (30%)

Disturbance 2 (as of 8:00 a.m. ET)

- Forecast to form S of the coast of southern Mexico in a couple of days
- Moving WNW well south of the coast of southern Mexico
- Gradual development possible during the early and middle portions of next week
- Formation chance through 48 hrs.: Low (near 0%)
- Formation chance through 5 days: Medium (40%)

COVID-19 Update



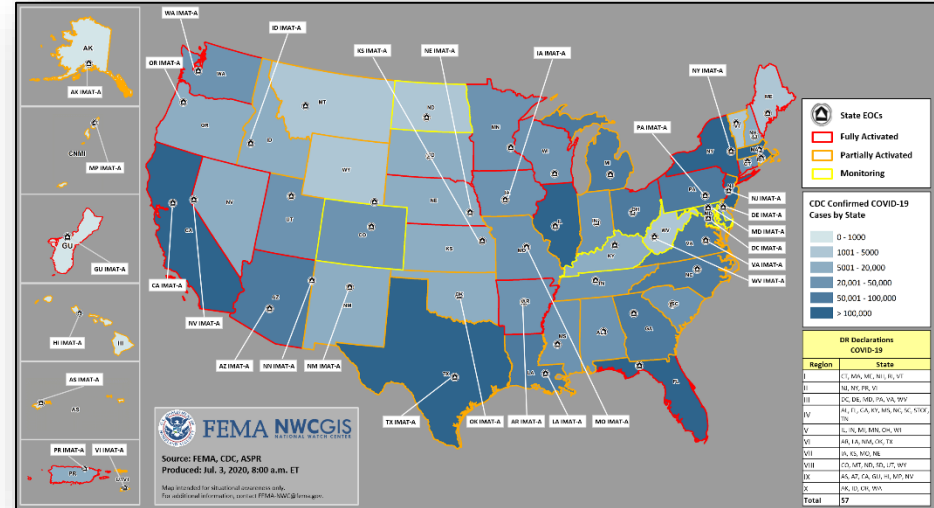
Situation: FEMA and HHS continue to lead the COVID-19 Response / Recovery efforts. **31,908 (- 421)** Federal employees deployed / activated; **2,346 (-26)** FEMA employees deployed. Nationwide Testing: 35,457,589 cumulative (as of July 1).

Cases of COVID-19 continue to increase throughout the world

- Confirmed Cases of COVID-19
 - United States: **2,679,230 (+54,357)**
 - Worldwide: **10,357,662 (+163,939)**
- Deaths caused by COVID-19
 - United States: **128,024 (+725)**
 - Worldwide: **508,055 (+4,188)**

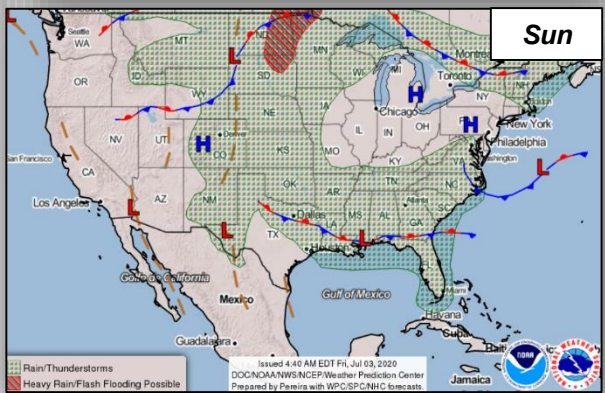
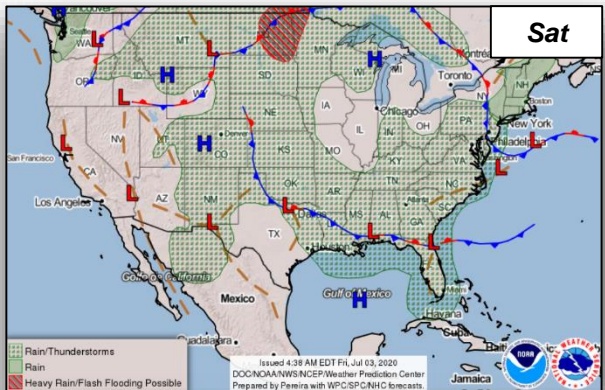
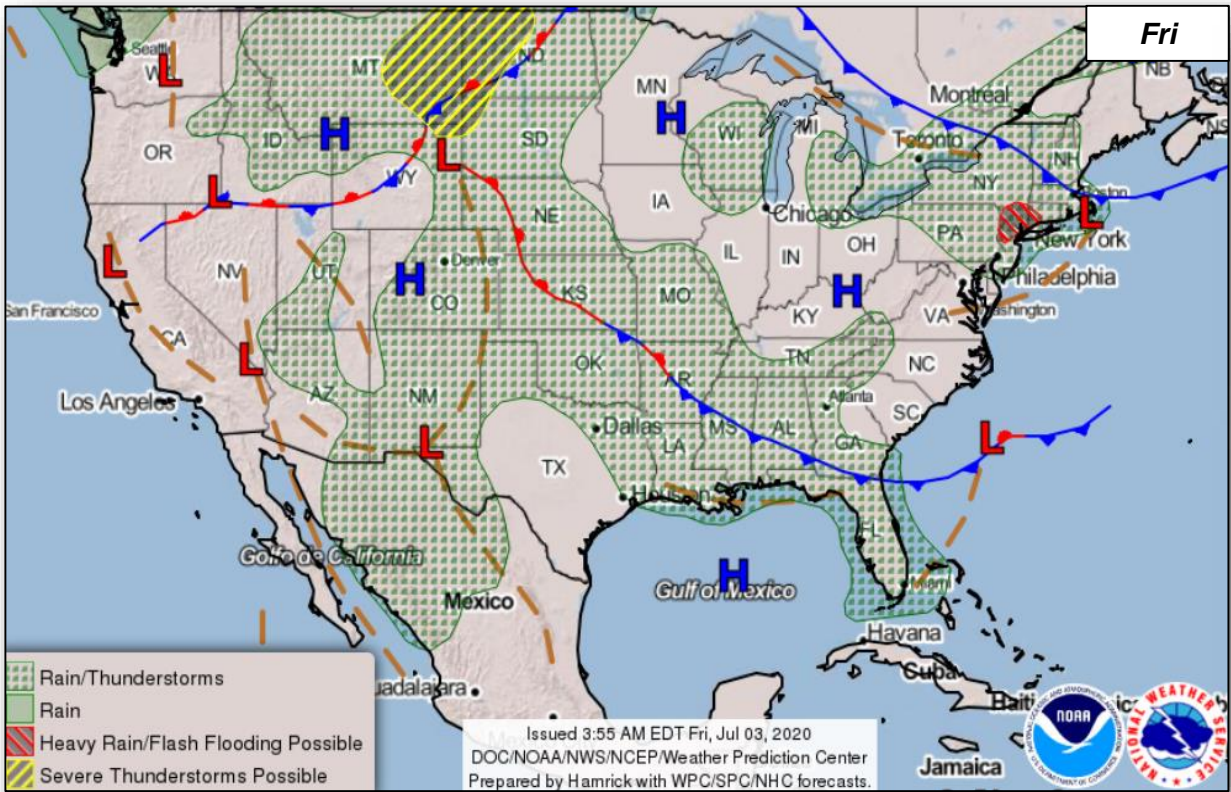
Response:

- NRCC at Level I
- Regions II RRCC at Level II
- Regions I, III, VI, & X RRCCs at Level III
- Regions VII, VIII, & IX RRCCs are rostered
- Regions IV, VII, VIII, & IX COVID-19 response being worked from the Virtual JFO
- NWC, all RWCs, and MOCs are monitoring



(FEMA COVID-19 SLB, July 2)

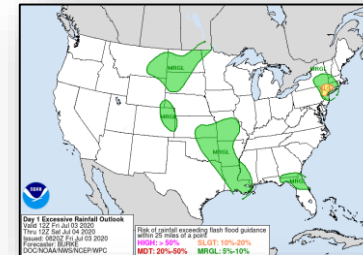
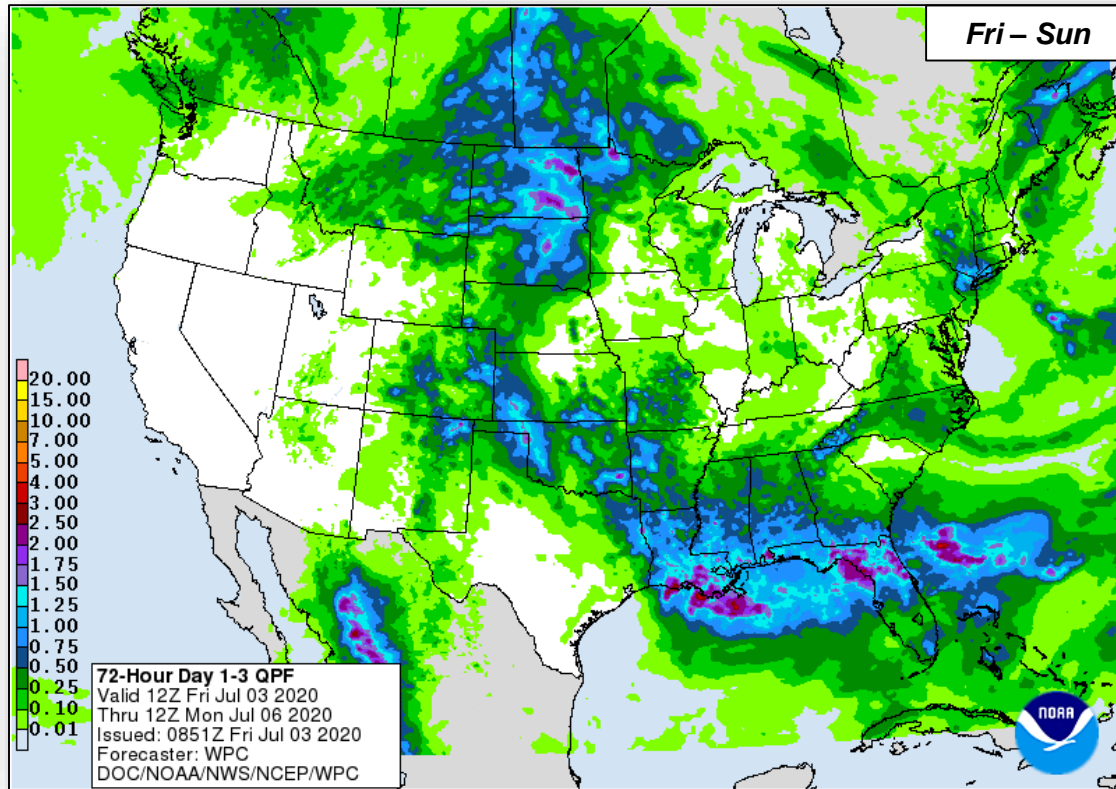
National Weather Forecast



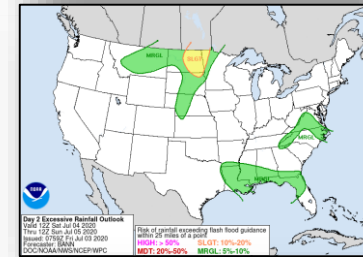
Precipitation & Excessive Rainfall



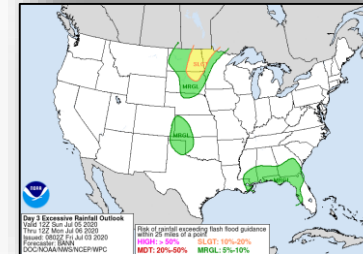
FEMA



Fri

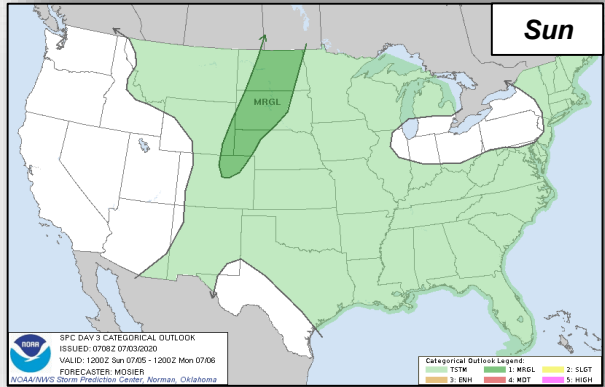
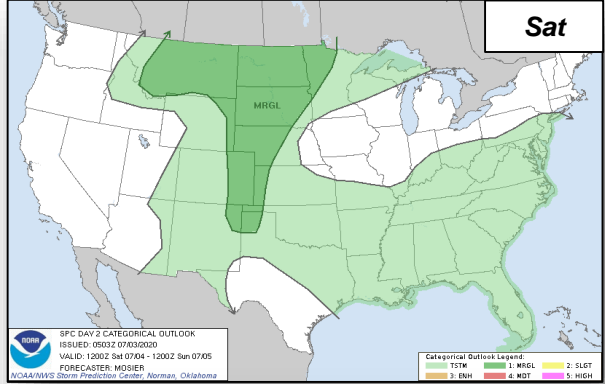
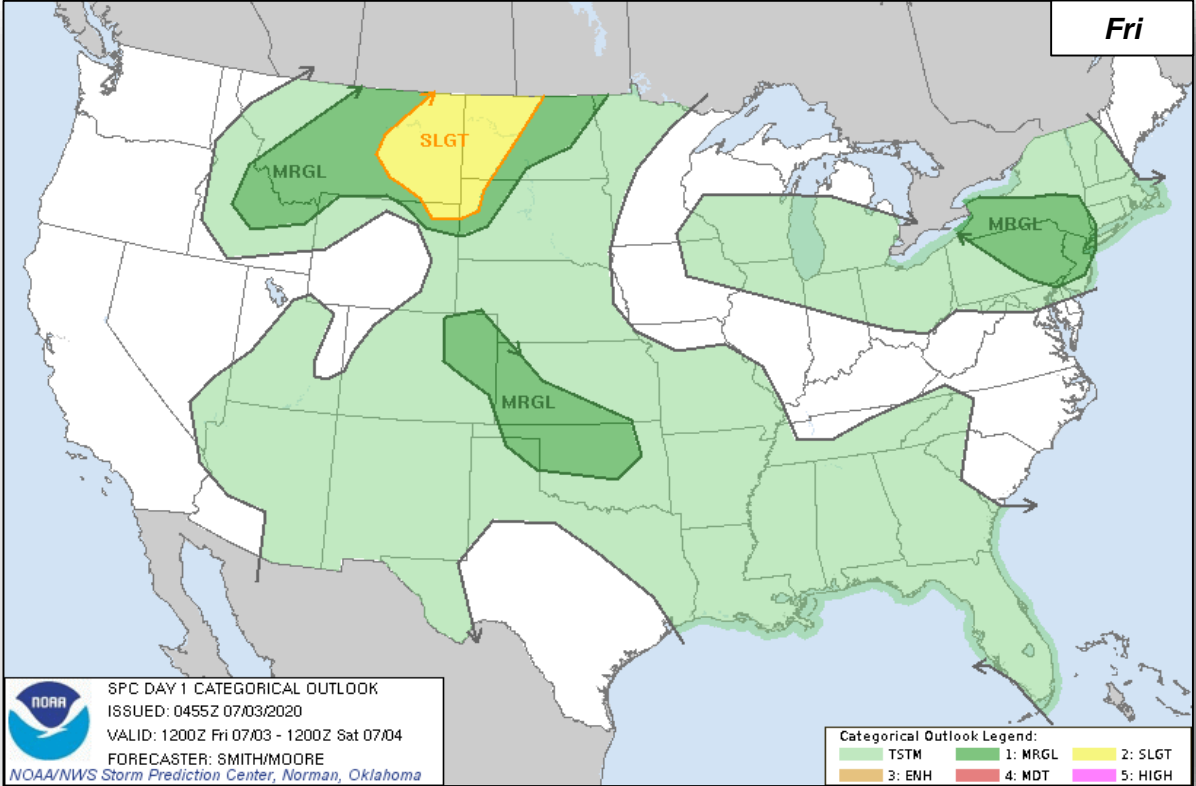


Sat



Sun

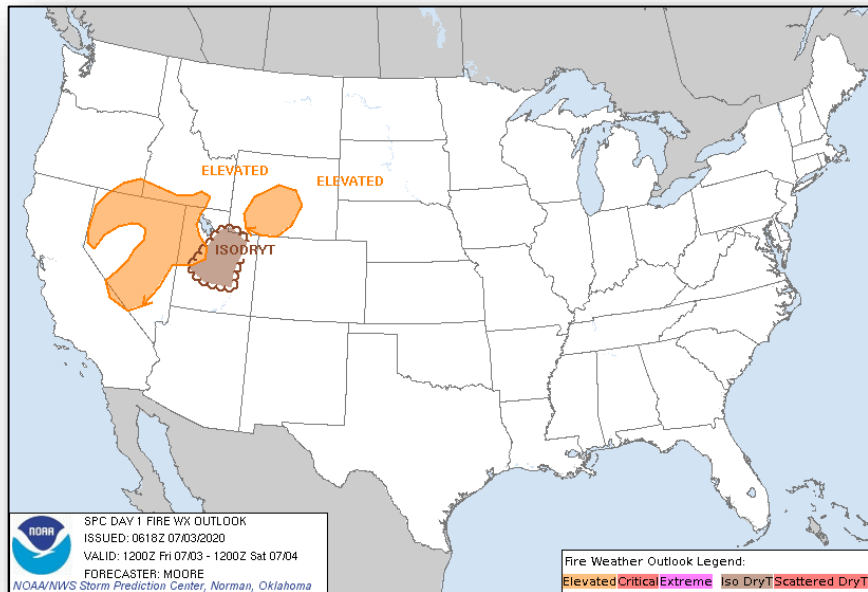
Severe Weather Outlook



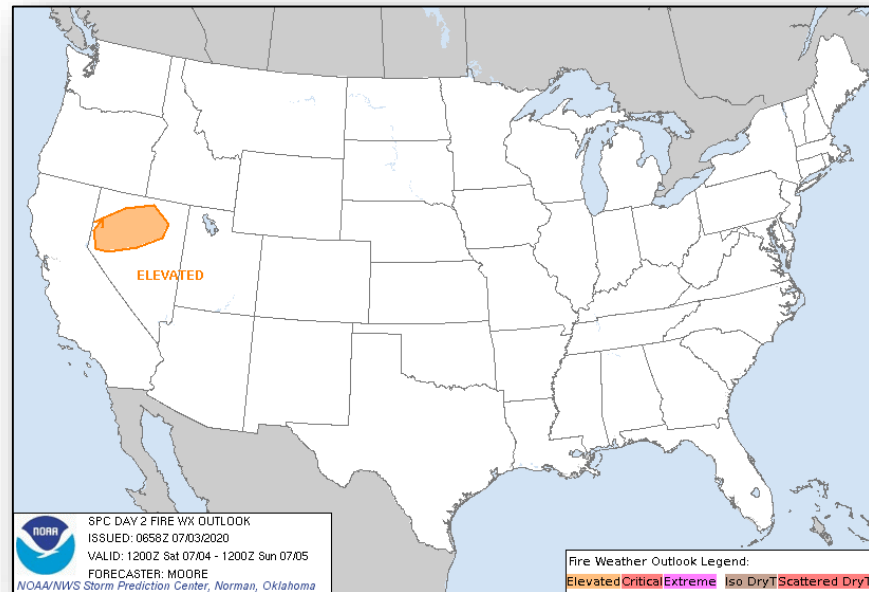
Fire Weather Outlook



FEMA



Today

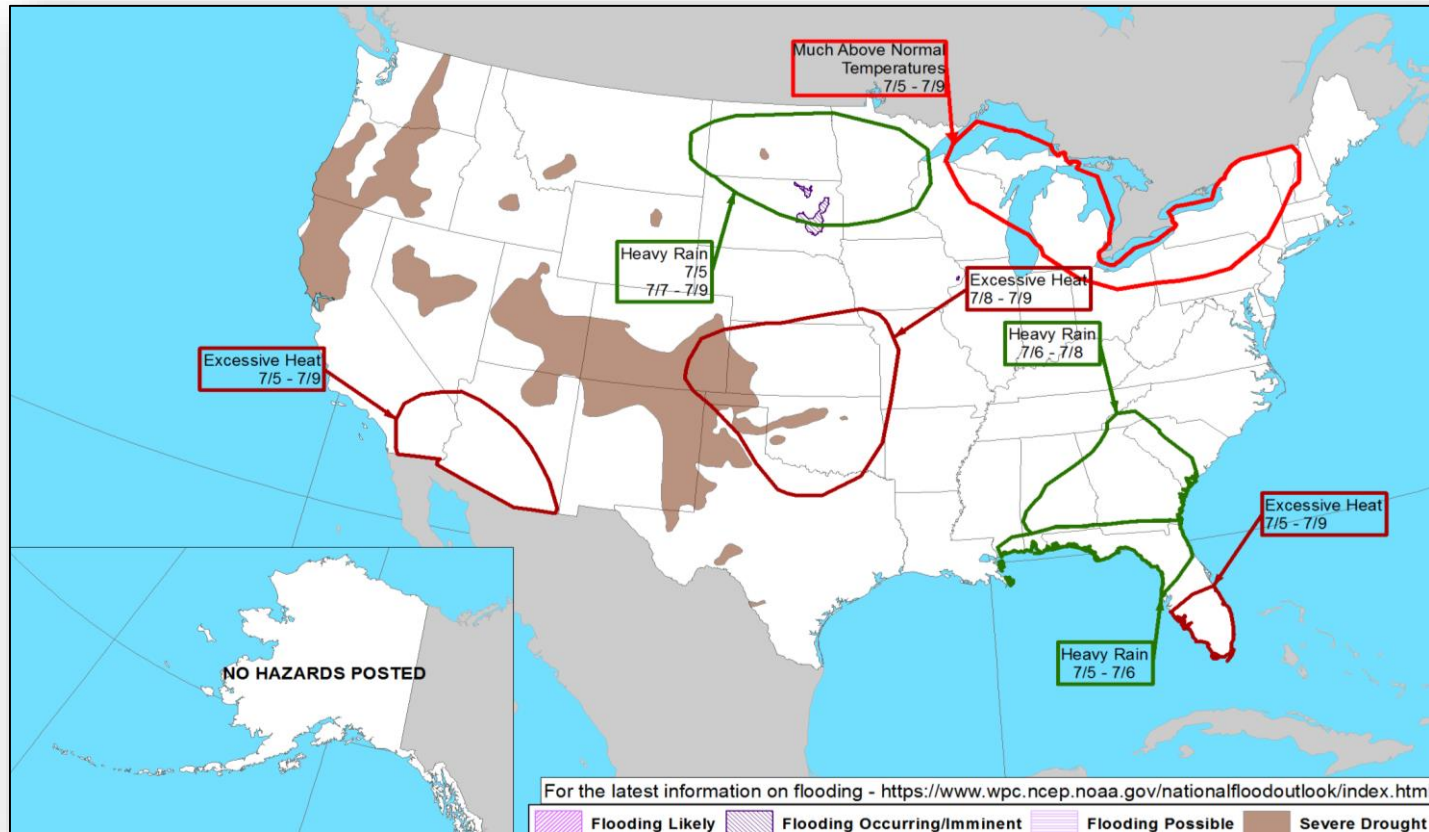


Tomorrow

Hazards Outlook – Jul 5-9



FEMA





Space Weather



FEMA

	Space Weather Activity	Geomagnetic Storms	Solar Radiation	Radio Blackouts
Past 24 Hours	None	None	None	None
Next 24 Hours	None	None	None	None
For further information on NOAA Space Weather Scales refer to: http://www.swpc.noaa.gov/noaa-scales-explanation				



Wildfire Summary



FEMA

Fire Name (County, ST)	FMAG #	Acres Burned	Percent Contained	Evacuations	Structures (Homes / Other)			Fatalities / Injuries
					Threatened	Damaged	Destroyed	
Big Horn Fire (Pima County, AZ)	5312-FM-AZ	118,710 (+340)	58%	M: 448 (-32)	H: 12,123	H: 0	H: 0	0 / 9
				V: 0	O: 24	O: 0	O: 2	
Canal Fire (Millard County, UT)	5317-FM-UT	69,178	20%	M: Lifted	H: 0	H: 2	H: 2	0 / 3
				V: 0	O: 0	O: 12	O: 32	

Evacuations: M = Mandatory / V = Voluntary

Structures: H = Homes and Mixed Commercial/Residential / O = Nonresidential Commercial/Other Minor Structures

Joint Preliminary Damage Assessments



Region	State / Location	Event	IA/PA	Number of Counties		Start – End
				Requested	Complete	
IV	MS	Tropical Storm Cristobal Jun 7-8	IA	0	0	N/A
			PA	3	3 (+2)	6/23 – 7/2

Declaration Request



FEMA

Declaration: Major Disaster – Minnesota

Requested: July 2, 2020

Incident: Fire damage as a result of civil unrest

Incident Period: May 27 – June 3, 2020

Includes:

- **PA:** 1 county
- **Hazard Mitigation:** Statewide



■ PA

Declaration Requests in Process – 12



FEMA

State / Tribe / Territory – Incident Description	Type	IA	PA	HM	Requested
HI – Severe Storms and Flooding	DR		X	X	Apr 27
UT – Earthquake and Aftershocks	DR	X	X	X	May 15
Poarch Band of Creek Indians – COVID-19 Pandemic	DR	X	X		May 15
ND – Flooding	DR		X	X	May 25
AL – Severe Storms, Tornadoes, Straight-line Winds, and Flooding	DR		X	X	May 27
TN – Severe Storms, Straight-line Winds, and Flooding	DR		X	X	Jun 2
MS – Severe Storms, Tornadoes, Straight-line Winds, and Flooding	DR		X	X	Jun 4
AL – Severe Storms, Straight-line Winds, and Tornadoes	DR		X	X	Jun 8
AR – Severe Storm and Straight-line Winds	DR		X	X	Jun 10
MI – Severe Storms and Flooding	DR	X	X	X	Jun 15
MO – Severe Storms, Tornadoes, Straight-line Winds, and Flooding	DR		X	X	Jun 16
MN – Fire Damage as a result of Civil Unrest	DR		X	X	Jul 2



FEMA

**FEMA's mission is helping people
before, during, and after disasters.**

Click [here](#) to subscribe to this briefing.