



# **FEMA**

## **Daily Operations Briefing**

**Monday, June 15, 2020**

**8:30 a.m. ET**

# National Current Operations & Monitoring



FEMA

## **Significant Incidents or Threats:**

- Heavy rain and flash flooding possible – Coastal Carolinas
- Critical fire weather conditions – Great Central Basin
- COVID-19

## **Tropical Activity:**

- Atlantic – No new tropical cyclones are expected during the next five days
- Eastern Pacific – No new tropical cyclones are expected during the next five days
- Central Pacific – No new tropical cyclones are expected during the next five days

**Declaration Activity:** None

# COVID-19 Update



**Situation:** FEMA and HHS continue leading the multiagency COVID-19 Response / Recovery efforts. 37,399 FEMA, DoD, HHS, VA, and CDC personnel deployed / activated; 2,656 FEMA employees deployed. Nationwide testing: 22,418,881 (+367,990) cumulative as of June 12

## Lifelines Impacts:

### Health and Medical

- Walter Reed Army Institute of Research selected a lead COVID-19 vaccine candidate and two backup vaccine candidates that will advance to the next stage of vaccine research (*CISA Update, June 12*)

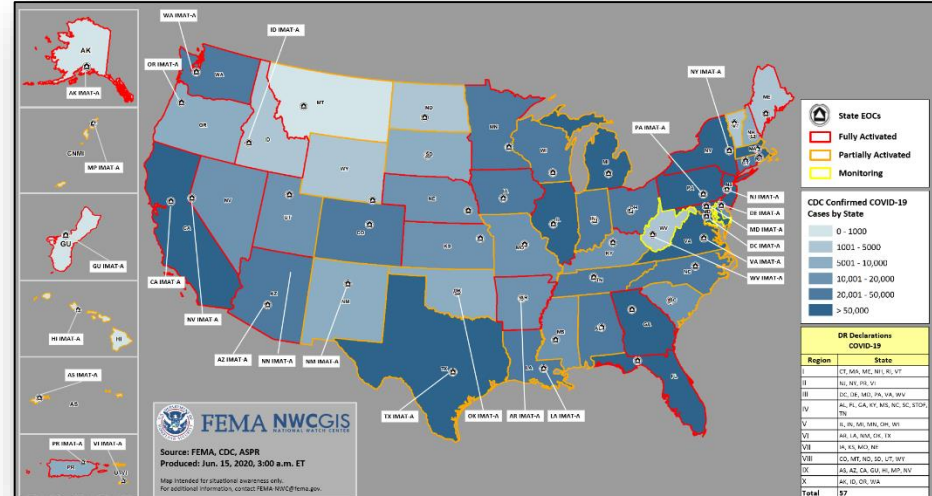
### Transportation

- USCG is currently monitoring 73 commercial vessels having embarked from a COVID-19 port of interest within 14 days and have a scheduled arrival in a U.S. port within the next 96 hours, 19 of which will arrive in the next 24 hours (*USCG Update, June 11*)

## Response:

- NRCC at Level I; Region I, II, and IV RRCCs at Level II; Region III, V, VI, VIII, and X RRCCs at Level III; Region VII and IX RRCCs are rostered, COVID-19 response being worked from the Virtual JFOs
- NWC and all RWCs and MOCs at Steady State, continue to monitor

(FEMA SLB COVID-19, June 12)

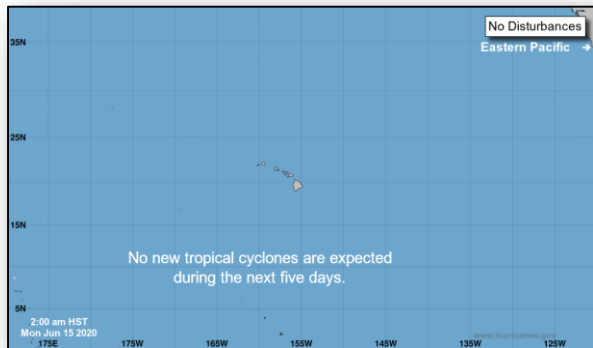


COVID-19	Confirmed	Deaths
United States	2,063,812 (+25,468)	115, 271 (+646)
Worldwide	7,553,182 (+142,672)	423, 349 (+5,055)

# Tropical Outlook – Five Day



**FEMA**



***Central Pacific***

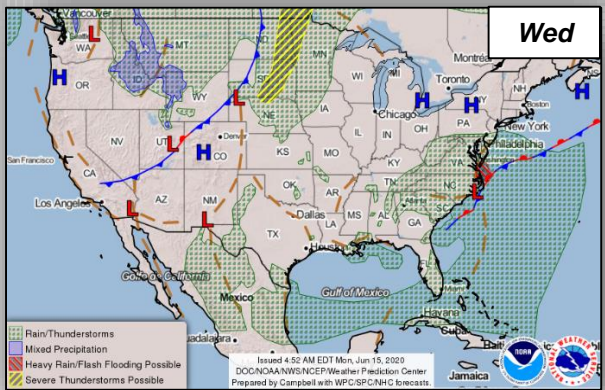
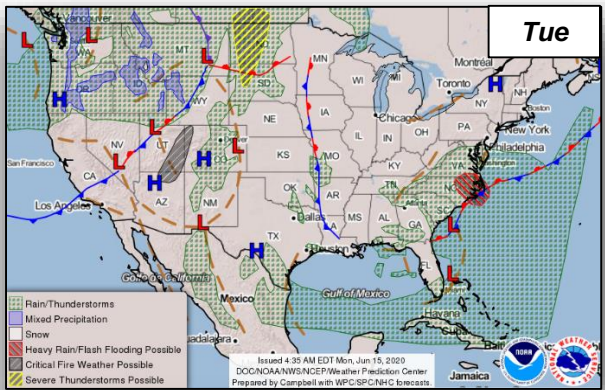
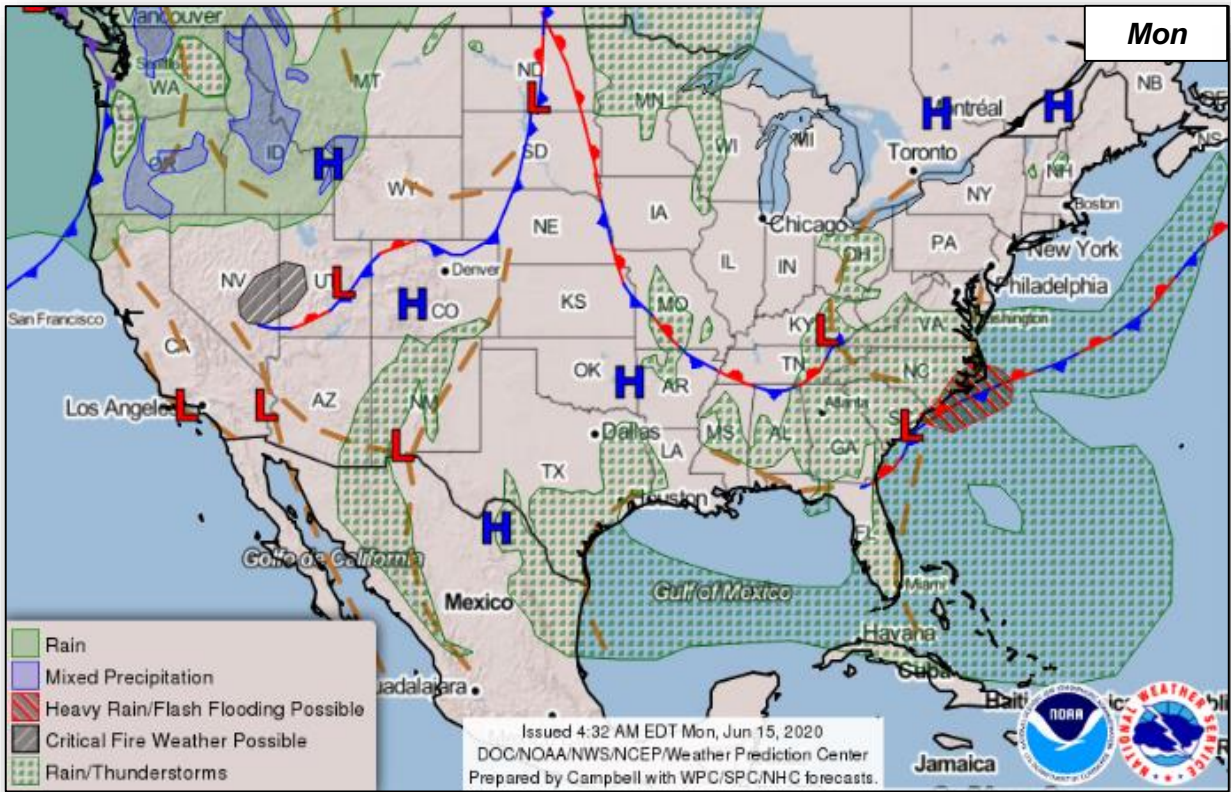


***Eastern Pacific***



***Atlantic***

# National Weather Forecast

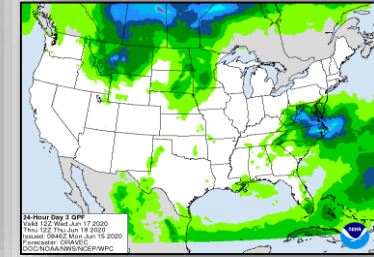
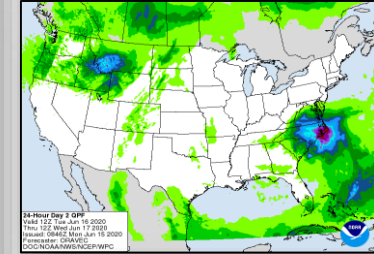
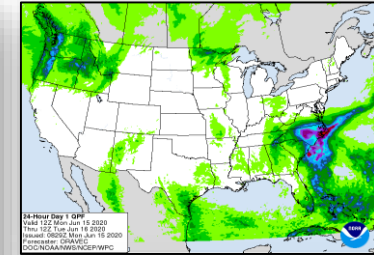
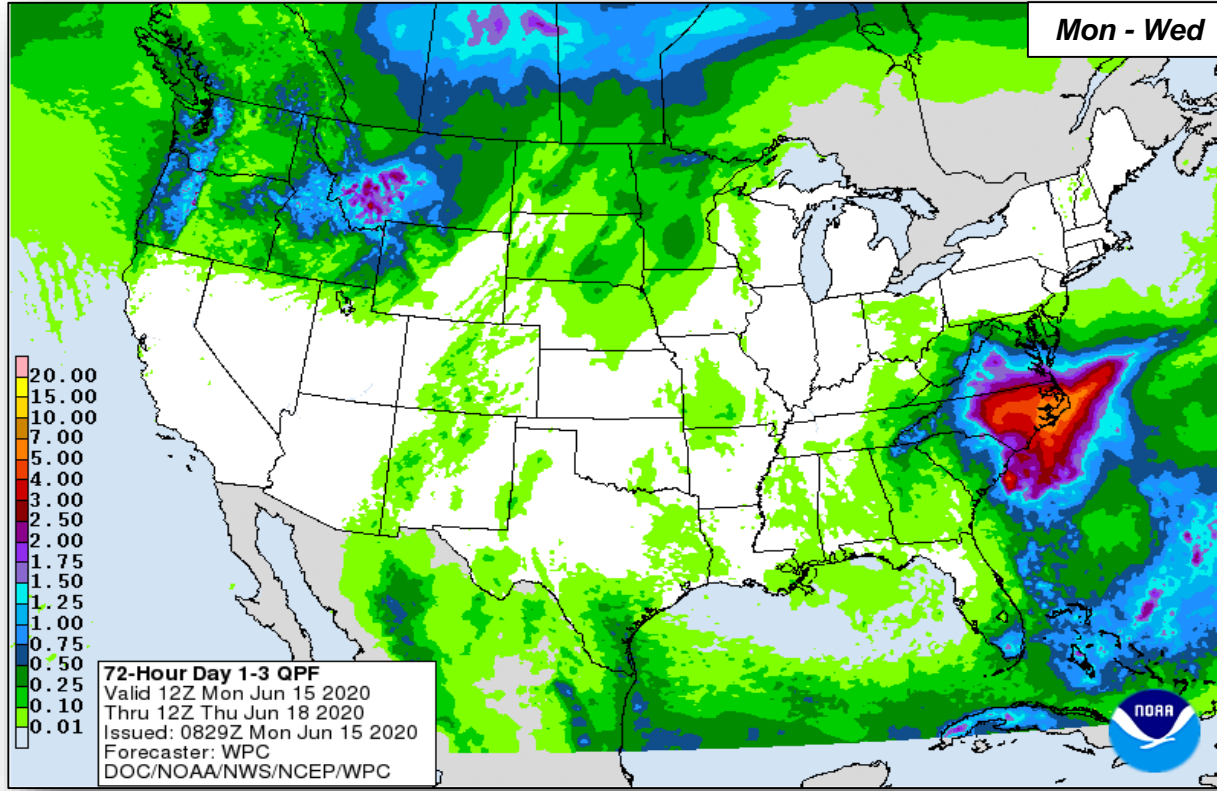




# Precipitation



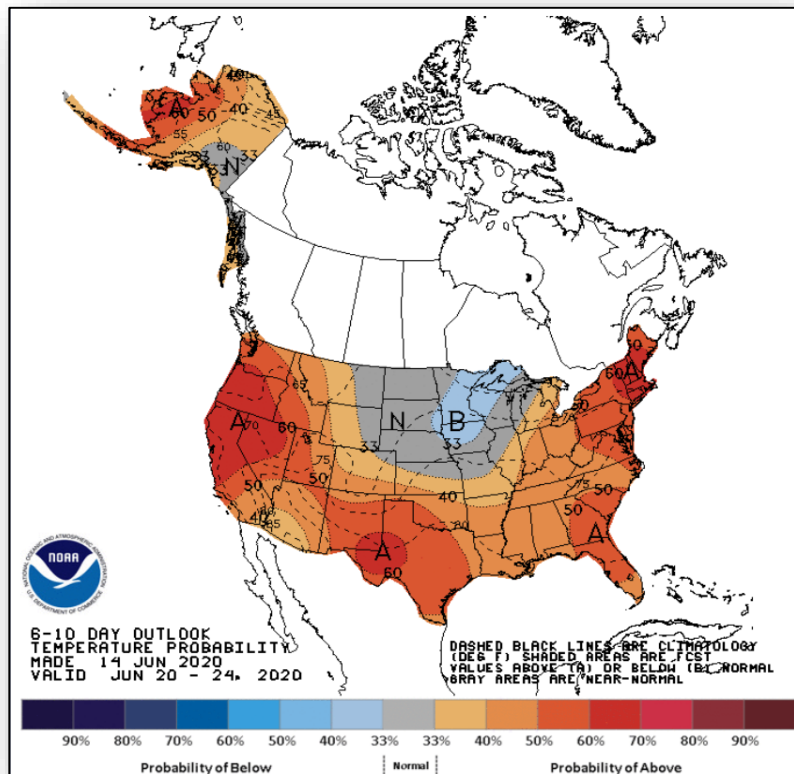
FEMA



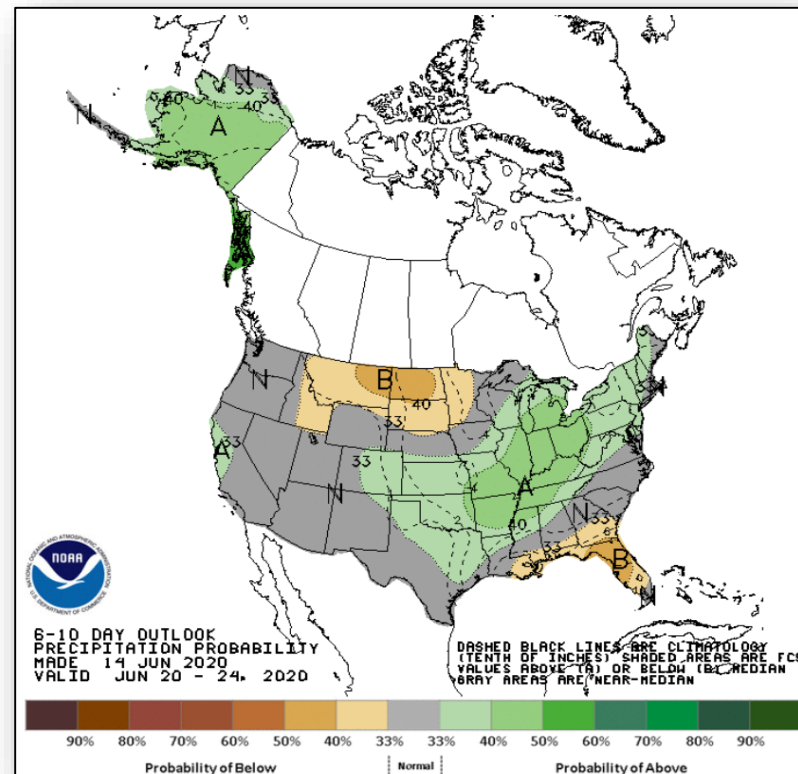
# Long Range Outlooks – June 20-24



FEMA



**6-10 Day Temperature Probability**

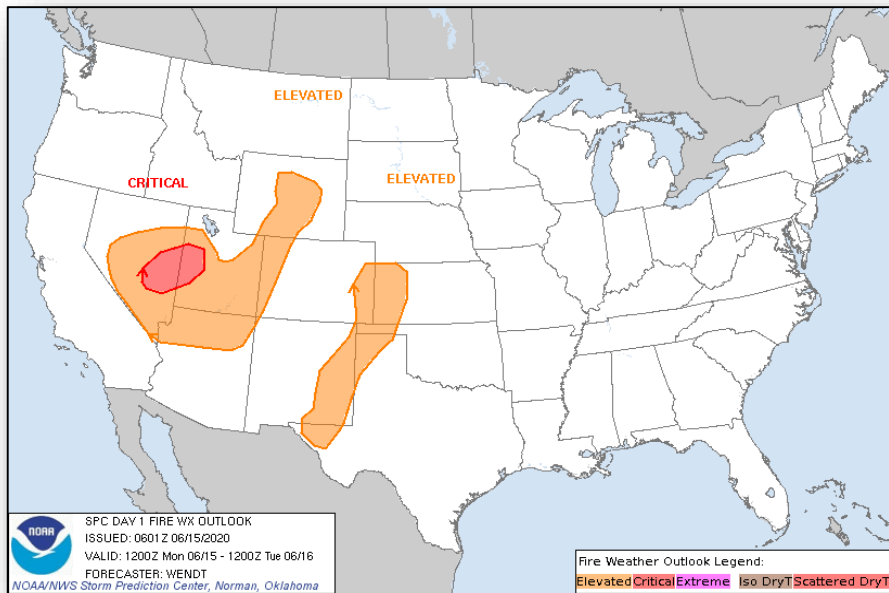


**6-10 Day Precipitation Probability**

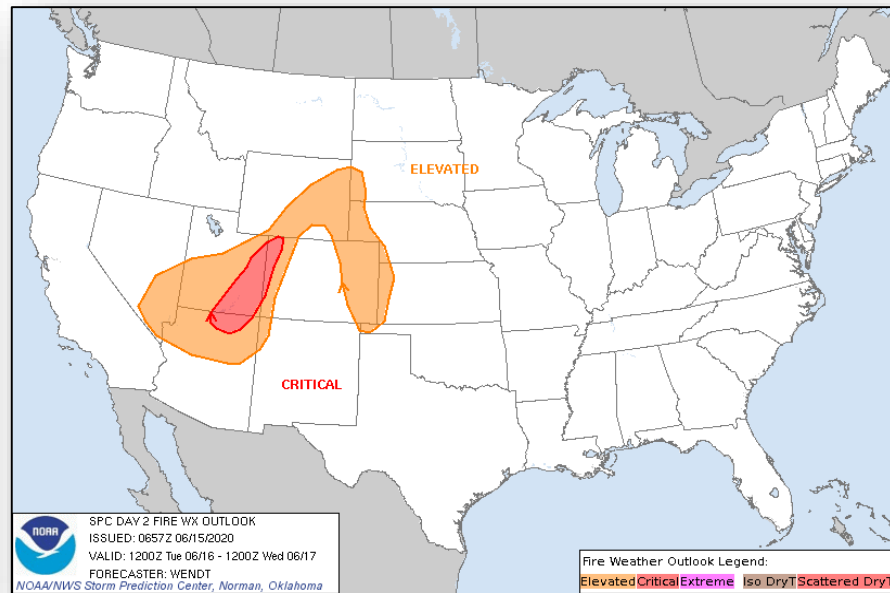
# Fire Weather Outlook



FEMA



*Today*



*Tomorrow*



# Wildfire Summary



FEMA

Fire Name (County, ST)	FMAG #	Acres Burned	Percent Contained	Evacuations	Structures (Homes / Other)			Fatalities / Injuries
					Threatened	Damaged	Destroyed	
Big Horn Fire (Pima County, AZ)	5312-FM-AZ	13,200 (+1,700)	22% (+11%)	M: 0	H: 8,347 (+550)	H: 0	H: 0	0 / 3
				V: 0	O: 33 (+12)	O: 0	O: 0	

*Evacuations: M = Mandatory / V = Voluntary*

*Structures: H = Homes and Mixed Commercial/Residential / O = Other Minor Structures*

# Joint Preliminary Damage Assessments



Region	State / Location	Event	IA/PA	Number of Counties		Start – End
				Requested	Complete	
V	MI	Dam Breach, Severe Weather, and Flooding May 16, 2020 and continuing	IA	5	5	5/26 – 6/11
			PA	5	5	5/26 – 6/13
	MN	Fires May 26, 2020 and continuing	IA	0	0	N/A
			PA	5	0	TBD

# Declaration Requests in Process – 10



FEMA

State / Tribe / Territory – Incident Description	Type	IA	PA	HM	Requested
HI – Severe Storms and Flooding	DR		X	X	Apr 27
UT – Earthquake and Aftershocks	DR	X	X	X	May 15
Poarch Band of Creek Indians – COVID-19 Pandemic	DR	X	X		May 15
ND – Flooding	DR		X	X	May 25
AL – Severe Storms, Tornadoes, Straight-line Winds, and Flooding	DR		X	X	May 27
AK – Structural Fire (Appeal)	DR		X	X	May 28
TN – Severe Storms, Straight-line Winds, and Flooding	DR		X	X	Jun 2
MS – Severe Storms, Tornadoes, Straight-line Winds, and Flooding	DR		X	X	Jun 4
AL – Severe Storms, Straight-Line Winds, and Tornadoes	DR		X	X	Jun 8
AR – Severe Storm and Straight-Line Winds	DR		X	X	Jun 10

# FEMA

### FEMA HQ

<b>NWC</b>	<b>NRCC</b>
Monitoring	Level I

### FEMA REGIONS

<b>WATCH</b>	<b>RRCC</b>
Monitoring	I
Monitoring	II
Monitoring	III
Monitoring	IV
Monitoring	V
Monitoring	VI
Alt Location	VII
Monitoring	VIII
Monitoring	IX
Monitoring	X

*Notes:*

NRCC and RRCCs activated for COVID-19

GA: Flooding  
MS: Flooding  
PR : Earthquake  
TN: Tornadoes

All EOCs activated for COVID-19

**Major Disasters (DR): 104**  
**Emergency Disasters (EM): 95**

- ★ JFOs: 10 / VJFOs: 17
- 📍 Staging Area
- 🏠 Distribution Center (DC)
- 🏢 Declared County (non-COVID-19 Declarations)
- 🔴 Fully Activated
- 🟡 Partially Activated
- 🟢 Monitoring

As of 3:00 a.m. ET June 15, 2020  
Created by FEMA NWC

**Region I COVID DRs**

4481-DR-WA  
4499-DR-OR  
4493-DR-AK  
4534-DR-OR  
FCO: Michael F. O'Hare  
VJFO: Bothell, WA

**RX IMAT**

4539-DR-WA  
FCO: Timothy B. Manner  
VJFO: Camp Murray, WA

4519-DR-OR  
FCO: Dolph A. Diemont  
VJFO: Salem, OR

**Region IX COVID DRs**

4498-DR-CO  
4508-DR-MT  
4509-DR-ND  
4525-DR-UT  
4527-DR-SD  
4535-DR-WY  
FCO: Lee K. dePallo  
VJFO: Denver, CO

**Region IX COVID DRs**

4482-DR-GA  
4495-DR-CA  
4510-DR-HI  
4511-DR-CNMI  
4523-DR-NV  
4524-DR-AZ  
4537-DR-AS  
FCO: Robert J. Fenton  
VJFO: Oakland, CA

**RIX IMAT-2**

4420-DR-NE  
FCO: Thomas J. Dargan  
VJFO: Lincoln, NE

4435/4451-DR-MO  
FCO: John Brogan  
VJFO: Jefferson City, MO

**Region VI COVID DRs**

4484-DR-LA  
4485-DR-TX  
4518-DR-AR  
4529-DR-NM  
4530-DR-OK  
FCO: George A. Robinson  
VJFO: Denton, TX

4440/4442/4467/4469-DR-SD  
FCO: Jon K. Huss  
VJFO: Sioux Falls, SD

4414/4442-DR-MN  
4439/4477-DR-WI  
FCO: John F. Boyle  
4424/4447-DR-OH  
4461-DR-IL  
FCO: Steven W. Johnson  
VJFO: Springfield, IL

4483-DR-IA  
4490-DR-MO  
4504-DR-KS  
4521-DR-NE  
FCO: Paul Taylor  
VJFO: Kansas City, MO

**RVII IMAT**

3325-EM-MI  
FCO: Kevin M. Sligh  
VJFO: TBD

**Region VII COVID DRs**

4488-DR-IL  
4494-DR-MI  
4507-DR-OH  
4515-DR-IN  
4520-DR-WI  
4531-DR-MN  
FCO: James K. Joseph  
VJFO: Chicago, IL

4372/4379-DR-MA  
4410-DR-CT  
4445/4474-DR-VT  
4457-DR-NH  
FCO: James McPherson  
VJFO: Dover, NH

**Region VIII COVID DRs**

4480-DR-NY  
FCO: Thomas Von Essen  
VJFO: Albany, NY

4488-DR-NJ  
FCO: Thomas Von Essen  
VJFO: West Trenton, NJ

4493-DR-PR  
FCO: Thomas Von Essen  
VJFO: Guaynabo, PR

4513-DR-DE  
FCO: Thomas Von Essen  
VJFO: Christiansted, VI

**MERS (San Juan, PR)**

**Region III COVID DRs**

4491-DR-MD  
4502-DR-DC  
4506-DR-PA  
4512-DR-VA  
4517-DR-WV  
4526-DR-DE  
FCO: MaryAnn Tierney  
VJFO: Philadelphia, PA

**Region IV COVID DRs**

4486-DR-FL  
4487-DR-NC  
4492-DR-SC  
4497-DR-KY  
4501-DR-GA  
4503-DR-AL  
4514-DR-TN  
4528-DR-MS  
4545-DR-STP  
FCO: Gracia B. Szczech  
VJFO: Atlanta, GA

4499-DR-FL  
FCO: Brett Howard  
VJFO: Panama City, FL

4473-DR-PR  
FCO: Alex Amparo  
VJFO: Ponce, PR

### N-IMATS

3 Teams

Red	
Blue	
Gold	

### R-IMATS

≥ 7 Teams

I	RRCC
II	
III	RRCC
IV-1	
IV-2	Virtual SC
V	
VI-1	Virtual AR
VI-2	
VII	VJFO-COVID
VIII	
IX-1	
IX-2	VJFO-COVID
X	RRCC

FMC	PMC
NMC	Deployed

Team:	US&R	MERS	FCOs	FDRCs	IM WORKFORCE
Status	>65%	>66%	≤1 Type I	= 2	
Assigned:	28	36	47	11	13,549 (C)
Unavailable	3	0	0	0	2,820 (V)
Deployed:	0	0	40	9	5,696 (V)
Available:	25	36	7	2	5,033 / 37% (A)

### IM CADRE AVAILABILITY SUMMARY

Cadres with 25% or Less Availability

EHP 23% (143/635); ER 20% (15/76); FL 17% (28/160); FM 23% (61/260); OPS 23% (67/297); PA 21% (649/3,102); PLAN 20% (85/416); SAF 20% (11/54)



# FEMA

**FEMA's mission is helping people  
before, during, and after disasters.**

Click [here](#) to subscribe to this briefing.