



# FEMA

## Daily Operations Briefing

Wednesday, May 27, 2020

8:30 a.m. ET

# National Current Operations & Monitoring



FEMA

## **Significant Incidents or Threats:**

- COVID-19
- Severe Thunderstorms – Central Texas
- Heavy Rain and Flash Flooding – Tennessee Valley and Mid Atlantic

## **Tropical Activity:**

- Atlantic – Tropical Storm Bertha
- Eastern Pacific – Disturbance 1 – High (70%)

## **Declaration Activity:**

- Major Disaster Declaration request – North Dakota

# COVID-19 Update



**Situation:** FEMA and HHS continue leading the multiagency COVID-19 Response / Recovery efforts. 47,223 FEMA, DoD, HHS, VA, and CDC personnel deployed / activated; 3,000 (-29) FEMA employees deployed. Federal, state, tribal, and territorial partners continue to focus on expanded access to testing as COVID-19 infection remains prevalent throughout the country. Nationwide testing: 14,131,277 (+503,898) cumulative as of **May 26**.

## Lifelines Impacts:

### Health & Medical

Public Health – Federal/State Assistance:

- WI: National Guard is providing a variety of support to the state's COVID-19 response including conducting testing operations across the state and manning self-isolation and alternative care facilities for COVID-19 patients (*NGB Update, May 26, 6:46 a.m. ET*)

### Food, Water, Shelter

- TX: Monitoring meat packing plant in Titus County; 251 tested positive for COVID-19 out of 822 (31%) (*FEMA Region VI Update, May 26 1:51 p.m. ET*)

### Safety & Security

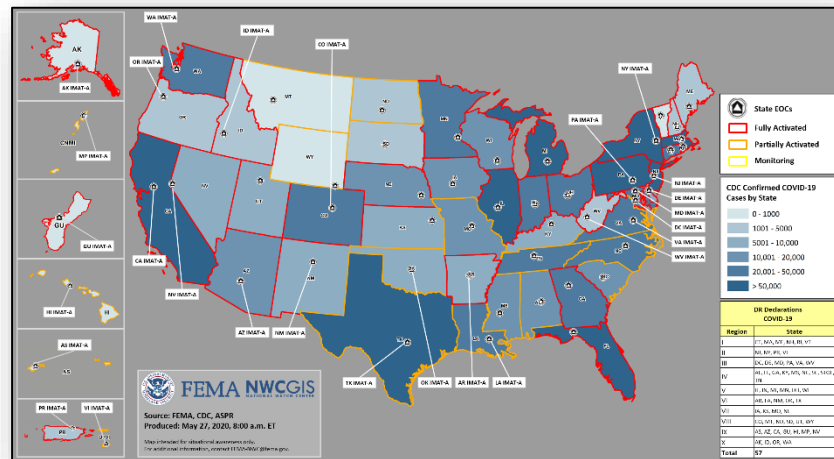
- PR: Seven first responder facilities closed due to COVID-19 exposure or cleaning; eight additional municipalities restricting access (*FEMA Region II Update, May 26, 3:04 p.m. ET*)

### Transportation

- U.S. Coast Guard monitoring 66 cargo vessels which have embarked from a coronavirus port of interest within the previous 14 days and have a scheduled arrival in a U.S. port within the next 96 hours, 19 of which will arrive in the next 24 hours (*DHS NOC Update, May 26, 2020, 6:30 a.m. ET*)

## Response

- Region VII RRCC is rostered; the NRCC and all remaining RRCCs remain activated
- 28 FEMA IMAT-A teams deployed (24 actual/ 4 virtual) to states/territories/tribal nations; LNOs deployed to 37 (21 actual / 16 virtual) states/territories/tribal nations
- 57 Major Disaster Declarations approved; All State / Territory EOCs activated



COVID-19	Confirmed	Deaths
United States	1,666,880 (+17,411)	98,640 (+683)
Worldwide	5,404,512 (+99,780)	343,514 (+1,486)

(FEMA SLB COVID-19, May 26)

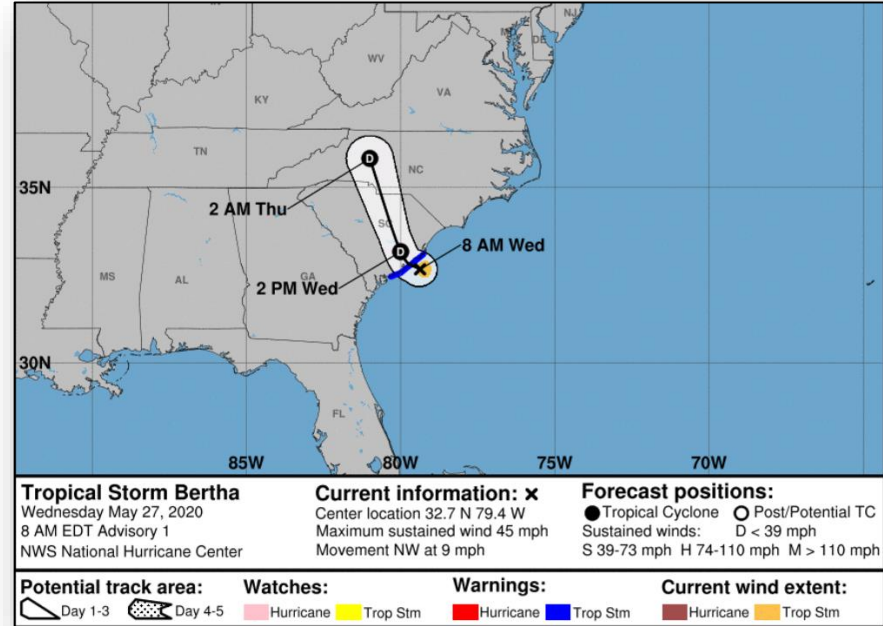
# Tropical Outlook – Atlantic



FEMA

## ***Tropical Storm Bertha*** (As of 8:30 a.m. ET)

- 30 miles ESE of Charleston, SC
- Moving NW at 9 mph
- Maximum sustained winds 45 mph
- Tropical storm force winds extend 25 miles
- Tropical Storm Warning is in effect for Edisto Beach, SC to South Santee River, SC

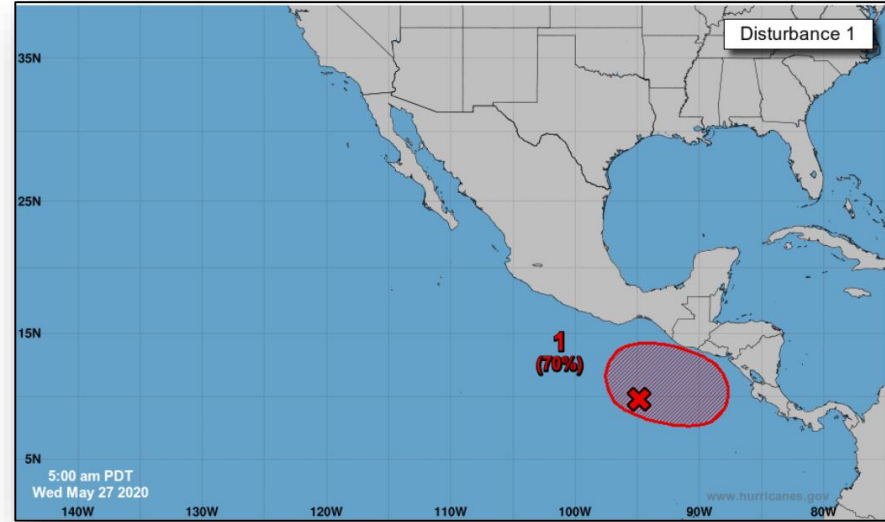


# Tropical Outlook – Eastern Pacific

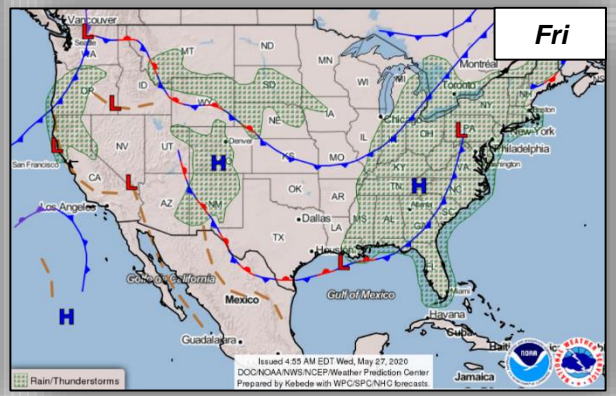
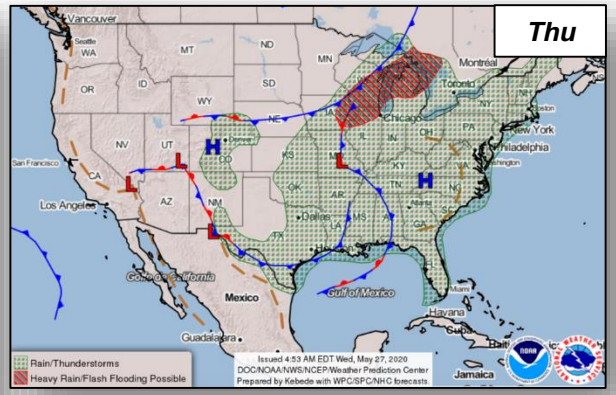
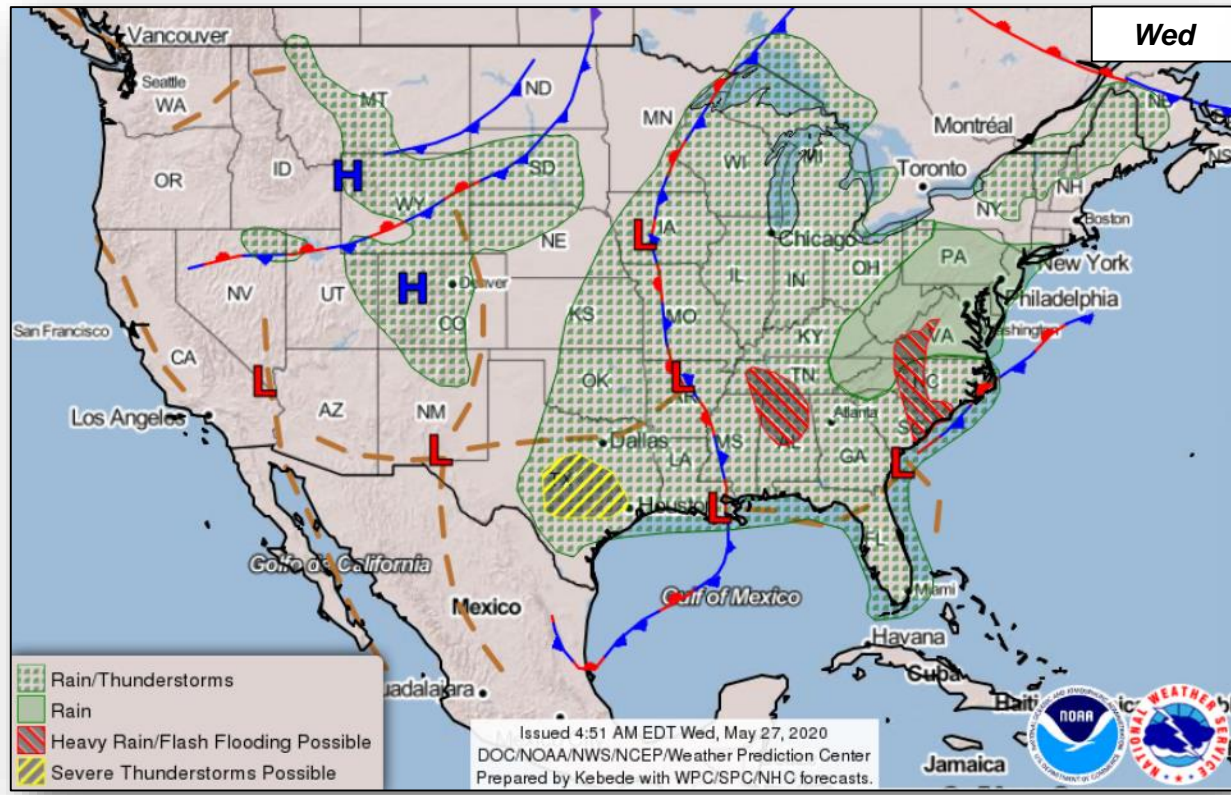


## **Disturbance 1** (as of 8:00 a.m. ET)

- Located a few hundred miles S of coasts of southern Mexico, Guatemala, and El Salvador
- Conditions appear conducive for gradual development of this system; a tropical depression could form late this week
- Formation chance through 48 hours: Low (20%)
- Formation chance through 5 days: High (70%)



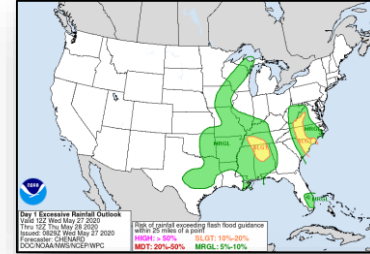
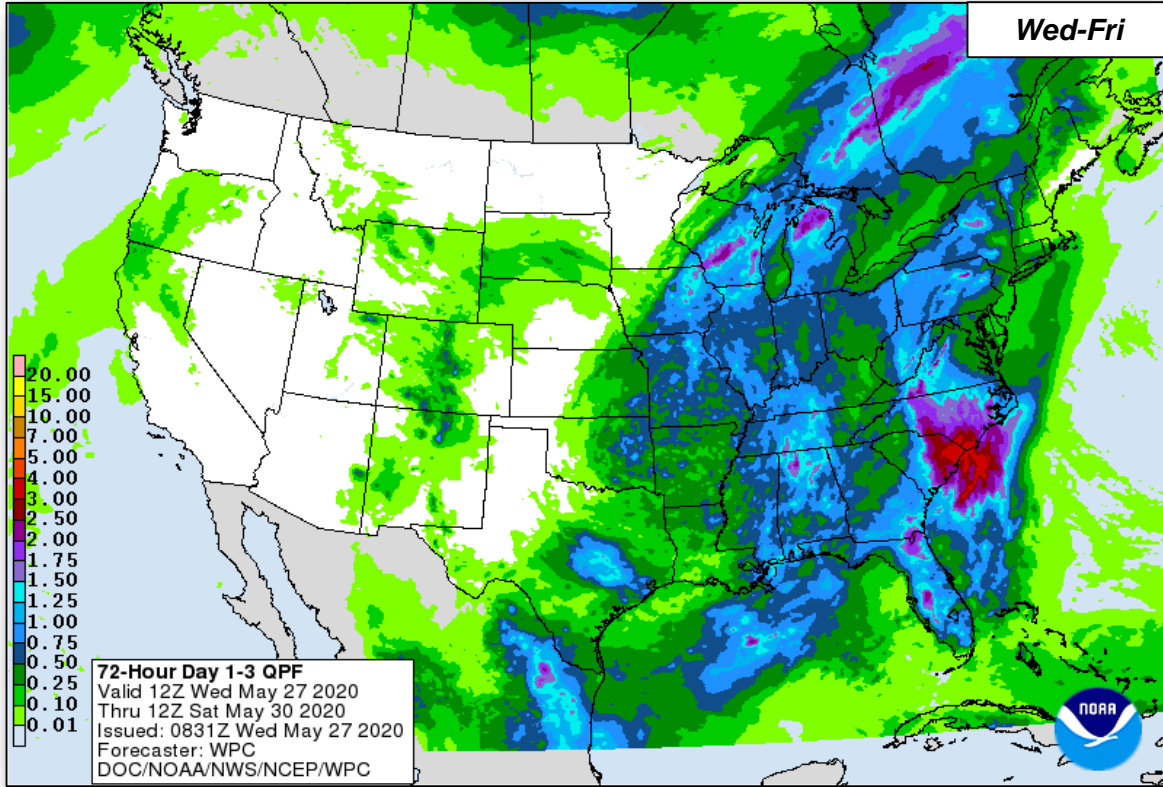
# National Weather Forecast



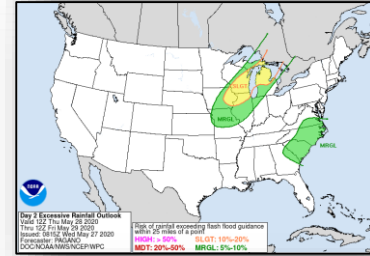
# Precipitation & Excessive Rainfall



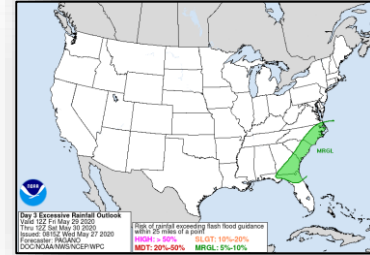
FEMA



*Wed*



*Thu*

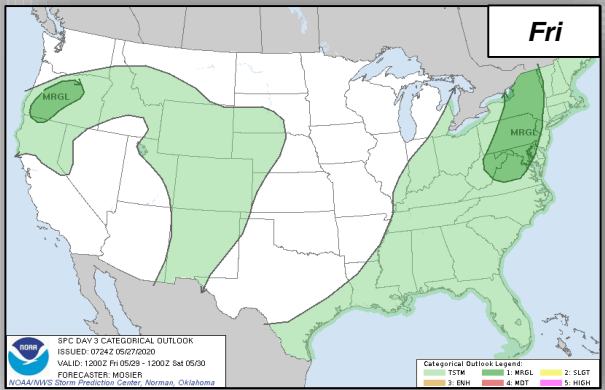
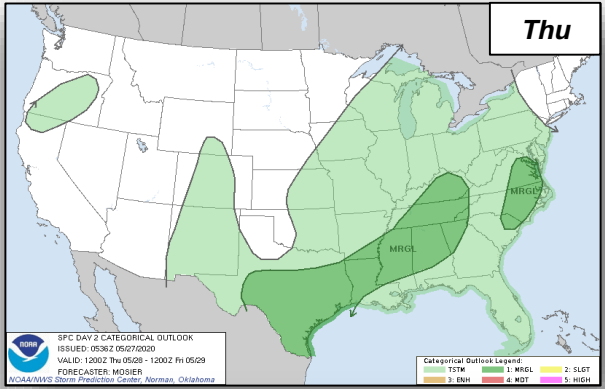
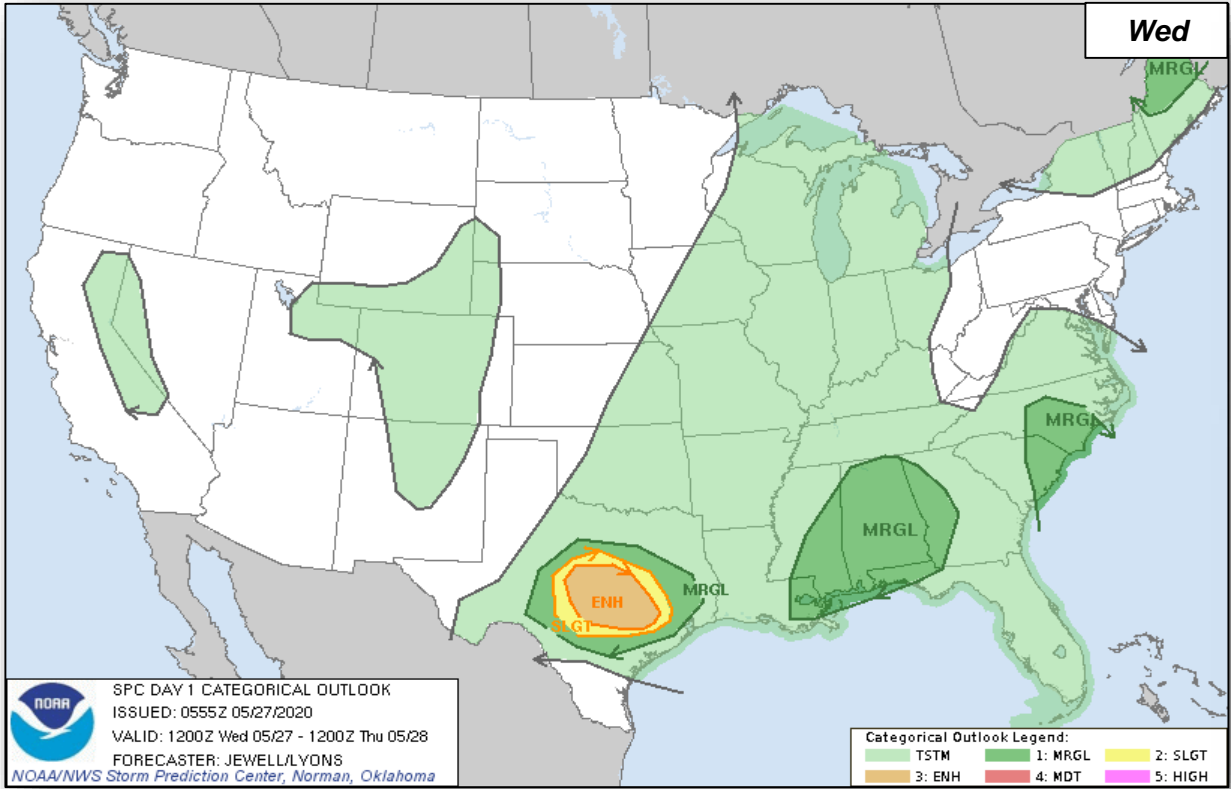


*Fri*

# Severe Weather Outlook



FEMA

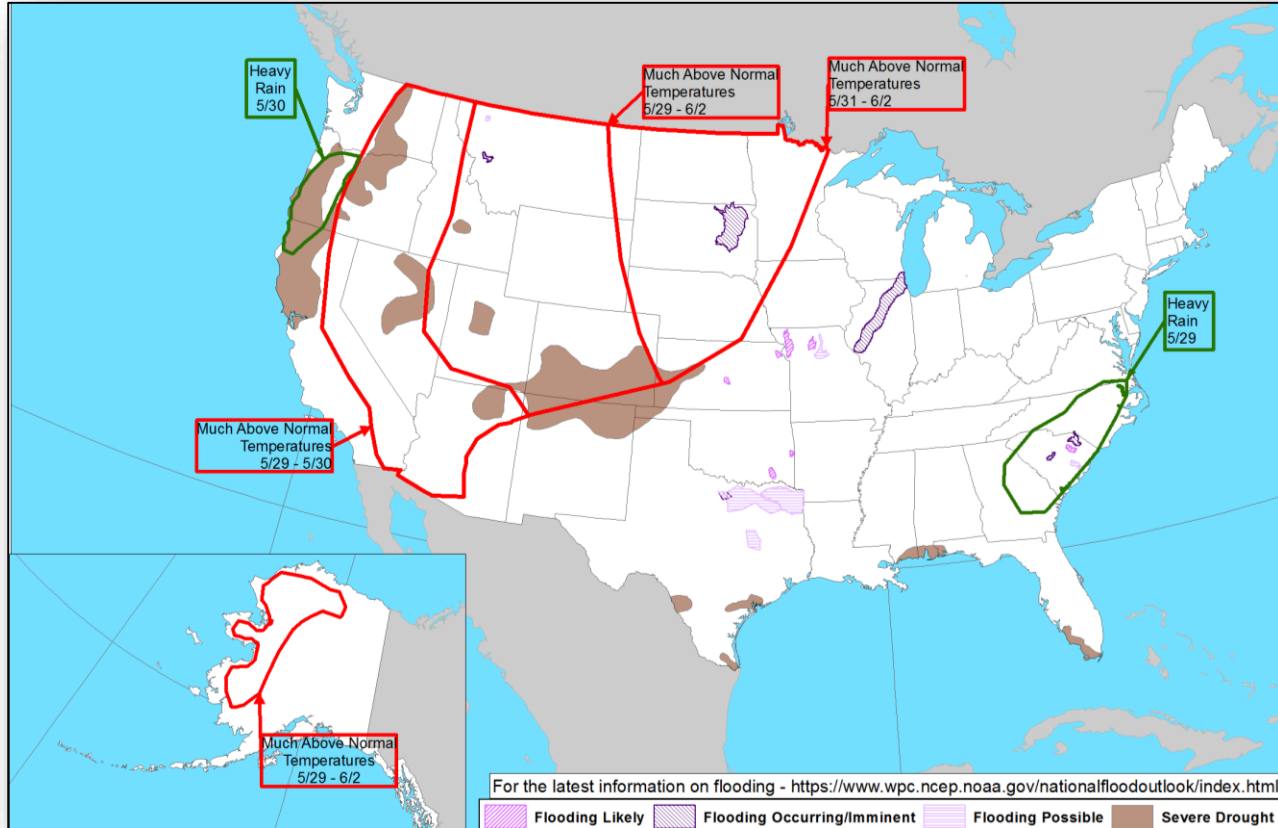




# Hazards Outlook – May 29-June 2



FEMA



# Joint Preliminary Damage Assessments



FEMA

Region	State / Location	Event	IA/PA	Number of Counties		Start – End
				Requested	Complete	
IV	AL	Severe Storms, Strong Winds, Tornadoes, and Hail Apr 19	IA	0	0	N/A
			PA	10	0	5/15 – TBD
	MS	Severe Storms, Flooding, Tornadoes, and Straight-line Winds Apr 22-23	IA	0	0	N/A
			PA	11	10	5/14 – TBD
	TN	Severe Storms May 3-4	IA	0	0	N/A
			PA	22	2	5/14 – TBD
V	MI	Dam Breach, Severe Weather and Flooding May 16, and continuing	IA	1	0	5/26 – TBD
			PA	1	0	5/26 – TBD
VII	MO	Severe Storms May 3-4	IA	0	0	N/A
			PA	19	0	5/14 – TBD

# Declaration Request



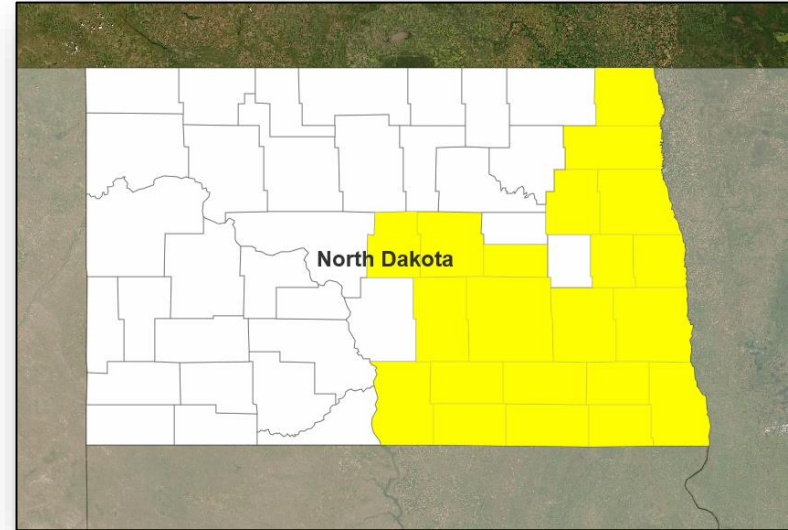
**Declaration:** Major Disaster – North Dakota  
**Requested:** May 22

**Incident:** Flooding

**Incident Period:** Mar 2 to Apr 25

**Includes:**

- **PA :** 21 counties
- **Hazard Mitigation:** Statewide



# COVID-19 Declaration Requests in Process – 1



FEMA

State / Tribe / Territory – Incident Description	Type	IA	PA	HM	Requested
Poarch Band of Creek Indians – COVID-19 Pandemic	DR	X	X		May 15

# Declaration Requests in Process – 4

State / Tribe / Territory – Incident Description	Type	IA	PA	HM	Requested
HI – Severe Storms and Flooding	DR		X	X	Apr 27
TX – Severe Storms, Straight-line Winds, and Tornadoes (Appeal)	DR		X	X	Apr 27
UT – Earthquake and Aftershocks	DR	X	X	X	May 15
ND – Flooding	DR		X	X	May 22

# FEMA Common Operating Picture



FEMA HQ	
<b>NWC</b>	<b>NRCC</b>
Monitoring	Level I

FEMA REGIONS		
<b>WATCH</b>		<b>RRCC</b>
Monitoring	I	Level II
Monitoring	II	Level II
Monitoring	III	Level III
Monitoring	IV	Level II
Monitoring	V	Level II
Monitoring	VI	Level II
Alt Location	VII	Rostered
Monitoring	VIII	Level II
Monitoring	IX	Level I
Monitoring	X	Level II

Notes:	
<b>COVID-19</b> NRCC w/ESFs (Days)	GA: Flooding MS: Flooding PR: Earthquake TN: Tornadoes
All remaining RRCCs (Days)	All EOCs activated for COVID-19

**Major Disasters (DR): 104**  
**Emergency Disasters (EM): 98**

- JFOs: 9 / VJFOs: 13
- Staging Area
- Distribution Center (DC)
- Declared County (non-COVID-19 Declarations)
- Fully Activated
- Partially Activated
- Monitoring

As of 8:00 a.m. ET May 27, 2020  
Created by FEMA NWC

**Region X COVID DRs**  
4481-DR-WA VJFO: Bothell, WA  
4489-DR-OR FCO: 4533-DR-AK  
4534-DR-ID FCO: Michael F. O'Hare JFO: TBD  
4539-DR-WA FCO: Timothy B. Manner VJFO: Camp Murray, WA  
4519-DR-OR FCO: Delph A. Diemont VJFO: Salem, OR

**Region VII COVID DRs**  
4483-DR-IA  
4490-DR-MO  
4508-DR-KS  
4521-DR-NE FCO: Paul Taylor VJFO: Kansas City, MO  
RVII IMAT

**Region V COVID DRs**  
4488-DR-IL  
4494-DR-MI  
4507-DR-OH  
4515-DR-IN  
4520-DR-WI  
4531-DR-MN FCO: James K. Joseph JFO: TBD  
RV IMAT (Chicago, IL)

**Region I COVID DRs**  
4496-DR-MA  
4500-DR-CT  
4505-DR-NJ  
4516-DR-NH  
4522-DR-ME  
4532-DR-VT FCO: W. Russell Webster JFO: TBD  
RI IMAT (Boston, MA)

**Region II COVID DRs**  
4480-DR-NY FCO: Thomas Von Essen JFO: Albany, NY  
4488-DR-NJ FCO: Thomas Von Essen VJFO: West Trenton, NJ  
4493-DR-PA FCO: Thomas Von Essen VJFO: Guaynabo, PR  
4513-DR-USVI FCO: Thomas Von Essen VJFO: Christiansted, VI  
MERS (San Juan, PR)

**Region III COVID DRs**  
4491-DR-MD  
4502-DR-DC  
4506-DR-PA  
4512-DR-VA  
4517-DR-WV  
4526-DR-DE FCO: MaryAnn Tierney JFO: TBD  
RIII IMAT (Phila., PA)

**Region IV COVID DRs**  
4486-DR-FL  
4487-DR-NC  
4492-DR-SC  
4497-DR-KY  
4501-DR-GA  
4503-DR-AL  
4514-DR-TN  
4528-DR-MS  
4545-DR-STOF FCO: Gracia B. Szczec JFO: TBD

**Region VI COVID DRs**  
4484-DR-LA  
4485-DR-TX  
4518-DR-AR  
4529-DR-NM  
4530-DR-OK FCO: George A. Robinson JFO: TBD

**Region VIII COVID DRs**  
4498-DR-CO  
4508-DR-MT  
4509-DR-ND  
4525-DR-UT  
4527-DR-SD  
4535-DR-WY FCO: Lee K. dePallo JFO: TBD

**Region IX COVID DRs**  
4482-DR-CA  
4495-DR-GU  
4510-DR-HI  
4511-DR-CMHI  
4523-DR-NV  
4524-DR-AZ  
4537-DR-AS FCO: Robert J. Fenton VJFO: Oakland, CA  
RIX IMAT-2  
MERS (Window Rock, AZ)

**Region X COVID DRs**  
4475-DR-ND FCO: Dana C. Reynolds VJFO: Denver, CO  
4440/4463/4467/4469-DR-SD FCO: Jon K. Huss JFO: Sioux Falls, SD  
4414/4442-DR-MN  
4459/4477-DR-WI FCO: John F. Boyle  
4424/4447-DR-OH  
4461-DR-IL FCO: Steven W. Johnson VJFO: Springfield, IL  
4478-DR-NE FCO: Thomas J. Dargan JFO: Lincoln, NE  
4435/4451-DR-MO FCO: John Brogan JFO: Jefferson City, MO  
4544-DR-AR FCO: Roland Jackson JFO: TBD  
4538-DR-MS FCO: Terry L. Quarles JFO: TBD  
4458/4462-DR-LA FCO: John E. Long VJFO: Baton Rouge, LA  
4478/4536-DR-MS FCO: Jose M. Giro JFO: TBD  
4399-DR-FL FCO: Brett Howard JFO: Panama City, FL  
4473-DR-PR FCO: Alex Amparo JFO: Ponce, PR

N-IMATs	
2 Teams	
Red	
Blue	
Gold	IMAT-A Support

R-IMATs	
4 - 6 Teams	
I	RRCC
II	Reconstituting
III	RRCC
IV-1	Virtual MS
IV-2	Virtual SC
V	RRCC
VI-1	Virtual AR
VI-2	
VII	VJFO-COVID
VIII	Reconstituting
IX-1	
IX-2	RRCC
X	RRCC

Team:	US&R	MERS	FCOs	FDRCs	IM WORKFORCE
Status	>65%	>66%	≤1 Type I	= 2	
Assigned:	28	36	47	11	13,496 ▼
Unavailable:	7 (-1)	0	0	0	2,451 ▲
Deployed:	0	1 (+1)	39 (-2)	8 (-1)	5,776 ▼
Available:	21 (+1)	35 (-1)	8 (+2)	3 (+1)	5,269 / 39% ▲

IM CADRE AVAILABILITY SUMMARY	
Cadres with 25% or Less Availability	
EHP 22% (137/631); ER 15% (11/75); FL 18% (29/159); FM 24% (62/258); OPS 22% (63/291); PA 22% (686/3,092); PLAN 21% (87/416); SAF 20% (11/55)	



# FEMA

**FEMA's mission is helping people before, during, and after disasters.**

Click [here](#) to subscribe to this briefing.