



FEMA

Daily Operations Briefing

Sunday, May 24, 2020

8:30 a.m. ET

National Current Operations & Monitoring



FEMA

Significant Incidents or Threats:

- COVID-19
- Severe thunderstorms possible – Southern/Central Plains to Upper Mississippi Valley
- Heavy rain and flash flooding possible – Southern Plains; Central Plains to Middle Mississippi Valley; and south Florida
- Heavy snow possible – Central Rockies

Declaration Activity: None

COVID-19 Update



Situation: FEMA and HHS continue leading the multiagency COVID-19 Response / Recovery efforts. 47,223 FEMA, DoD, HHS, VA, and CDC personnel deployed / activated; **3,050 (-37)** FEMA employees deployed. Nationwide testing: **13,627,379 (+66,779)** cumulative as of **May 23**.

Operational Task Forces:

Community Based Testing Sites:

- 209,167 samples collected at CBTS locations since Mar 20
- 317,424 tests processed by Private-Partnership Testing Sites since Apr 5

Lifelines Impacts:

Health & Medical

- Public Health: To date in May, FEMA has delivered over **9.5 (+2.0) million swabs** and **4.8 (+0.7) million media** across all states and territories
- Medical Care: NYC: Mortuary affairs mission anticipate to cease on May 24

Safety & Security

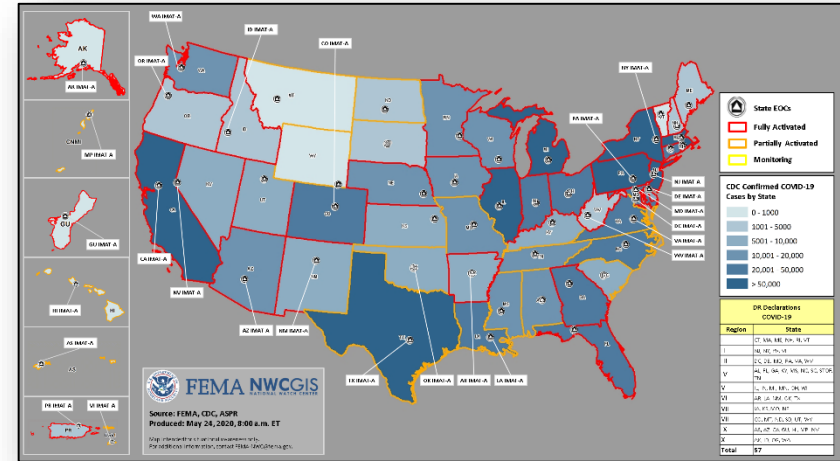
- TX: CPB seized 1,000 counterfeit COVID-19 test kits and other non-compliant items in El Paso

Food, Water & Shelter:

- CA: CA National Guard is part of a statewide food bank effort which has delivered over 30 million meals

Energy:

- The electric industry has taken steps to help ensure a reliable power supply: taking measures to protect essential employees, addressing supply chain challenges, establishing plans for safely operating infrastructure, and developing best practices for the use of mutual assistance



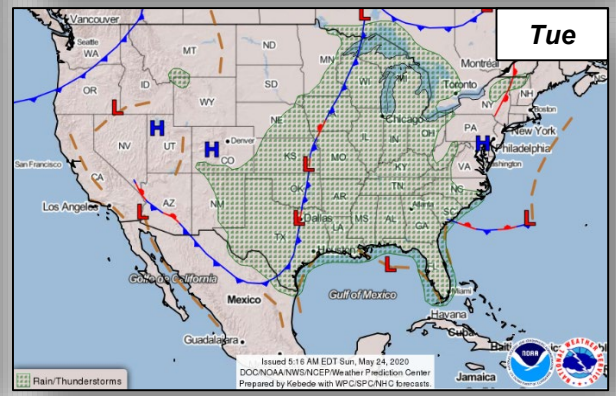
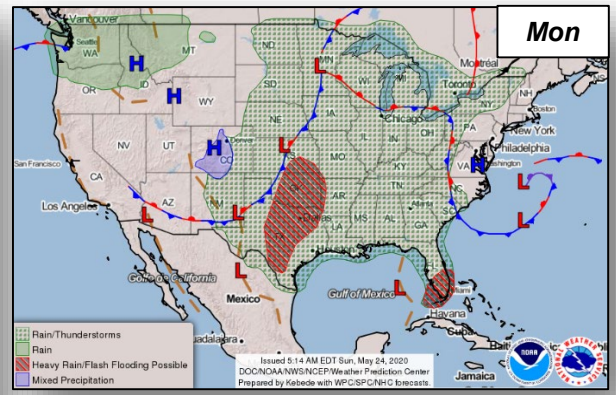
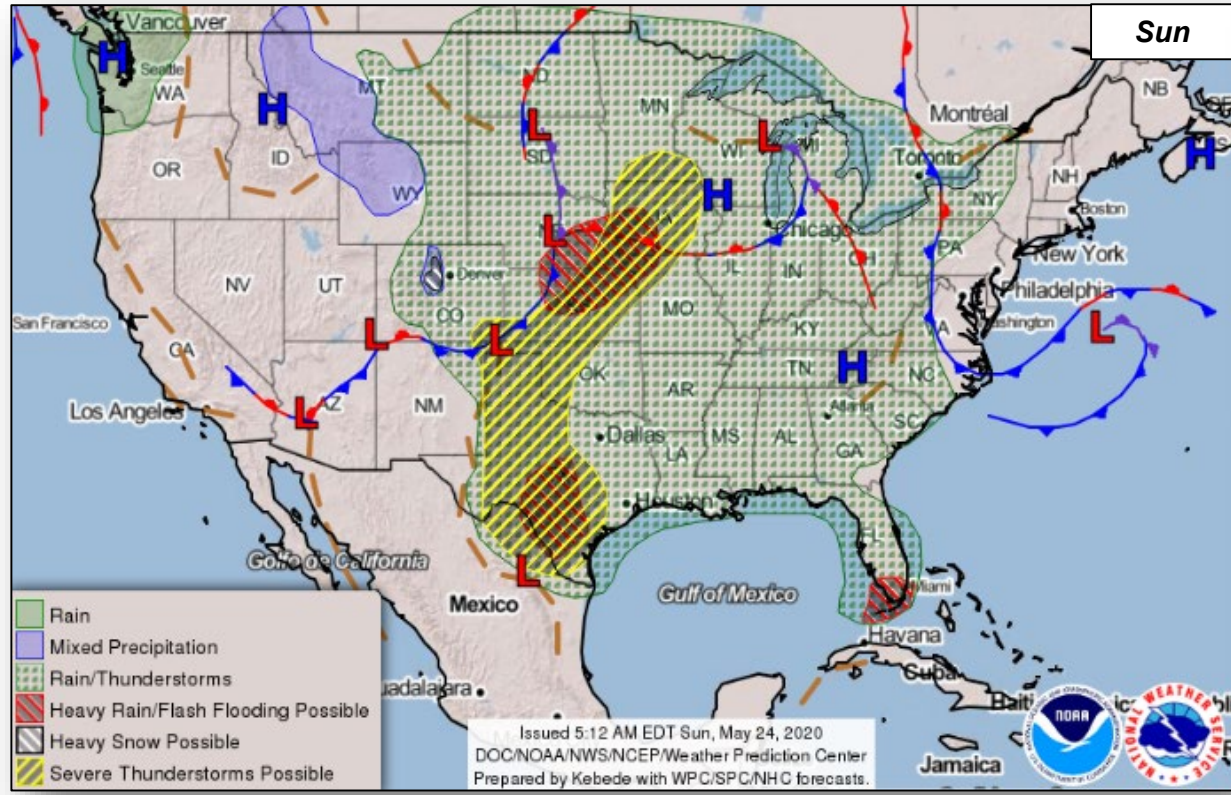
COVID-19	Confirmed	Deaths
United States	1,622,990 (+34,574)	96,046 (+352)
Worldwide	5,334,675 (+340,935)	341,513 (+13,775)

Response:

(FEMA SLB COVID-19, May 23)

- Region VII RRCC is rostered; the NRCC and all remaining RRCCs remain activated
- 28 FEMA IMAT-A teams deployed (24 actual/ 4 virtual) to states/territories/tribal nations; LNOs deployed to 37 (21 actual / 16 virtual) states/territories/tribal nations
- 57 Major Disaster Declarations approved; All State / Territory EOCs activated

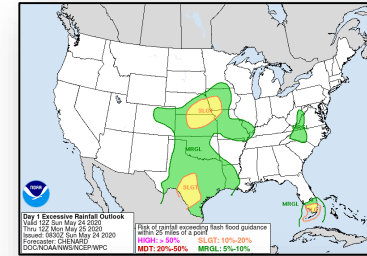
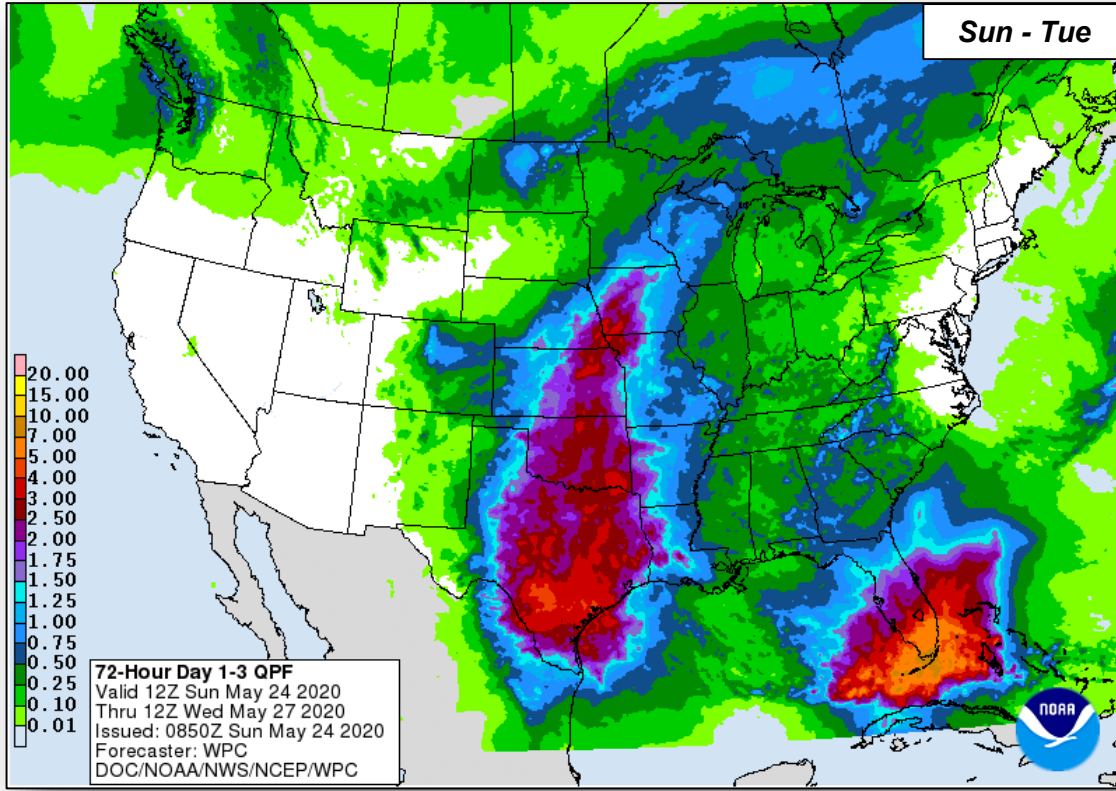
National Weather Forecast



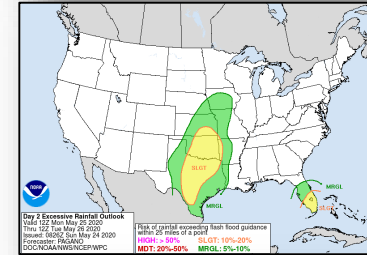
Precipitation & Excessive Rainfall



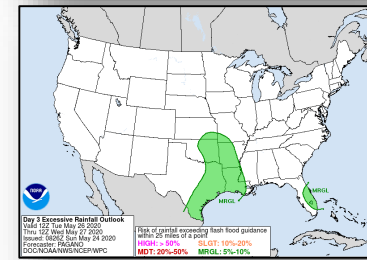
FEMA



Sun



Mon

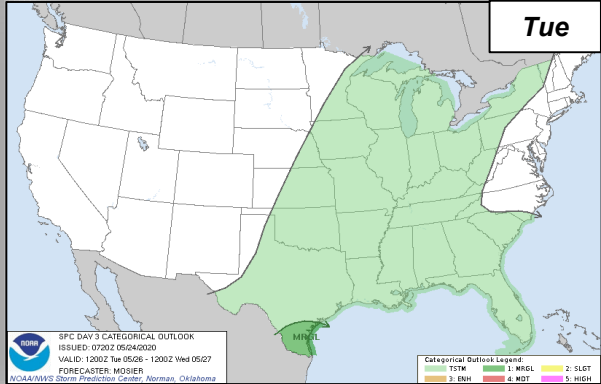
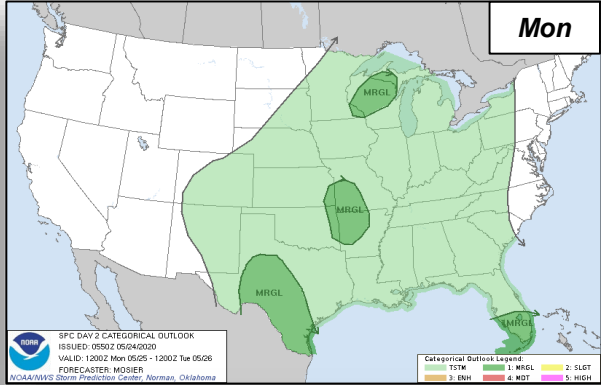
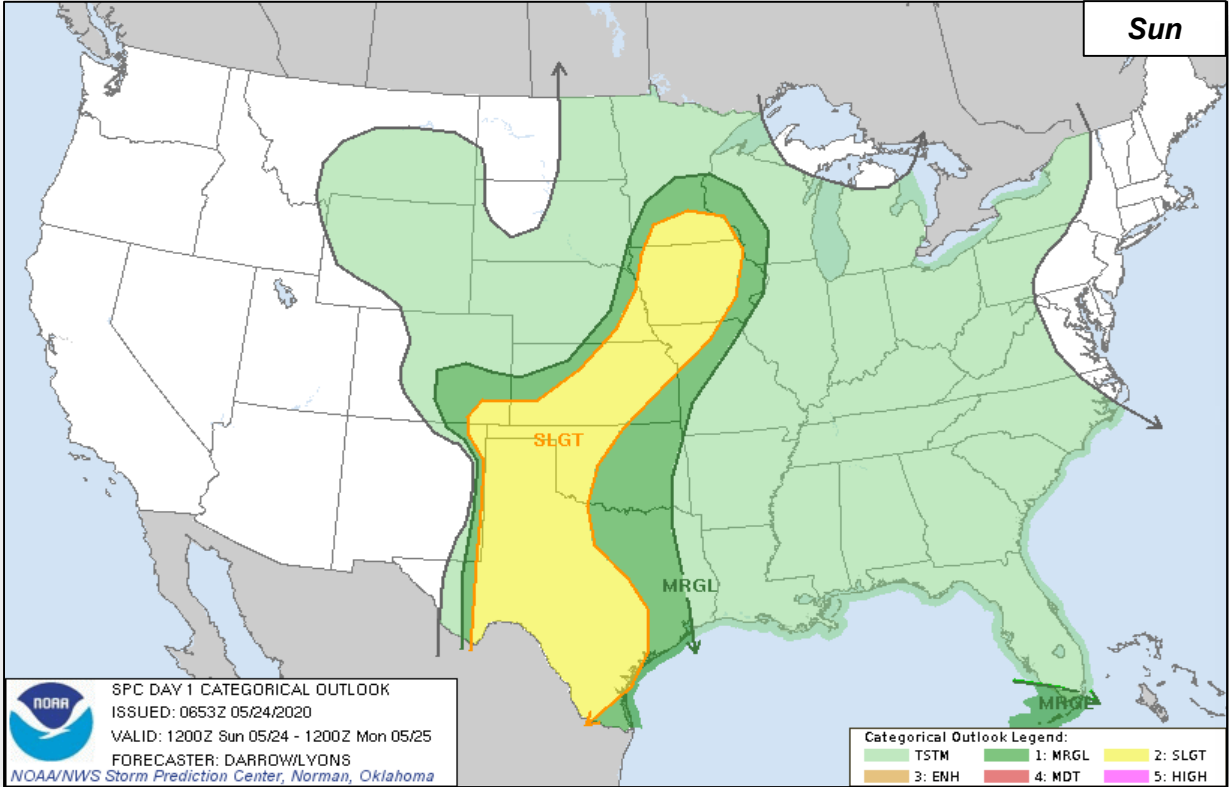


Tue

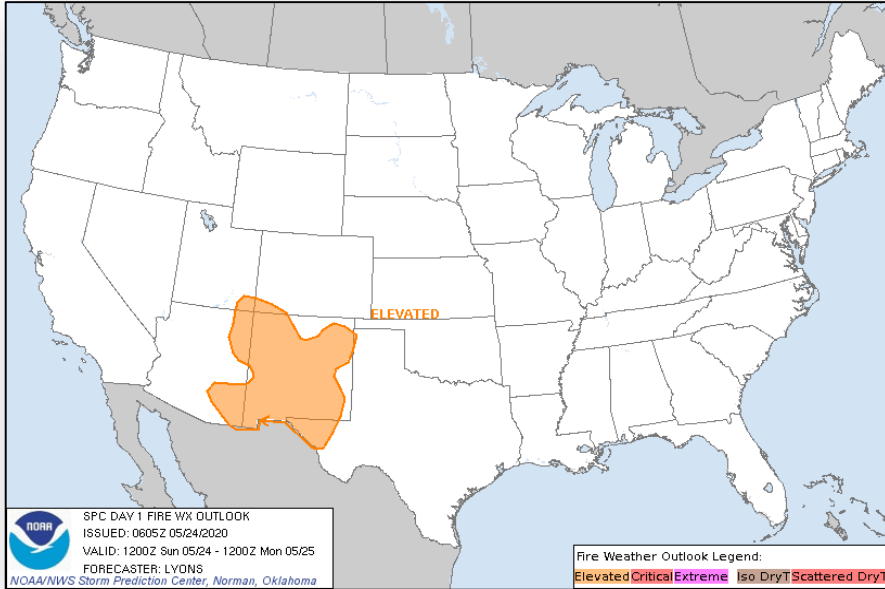
Severe Weather Outlook



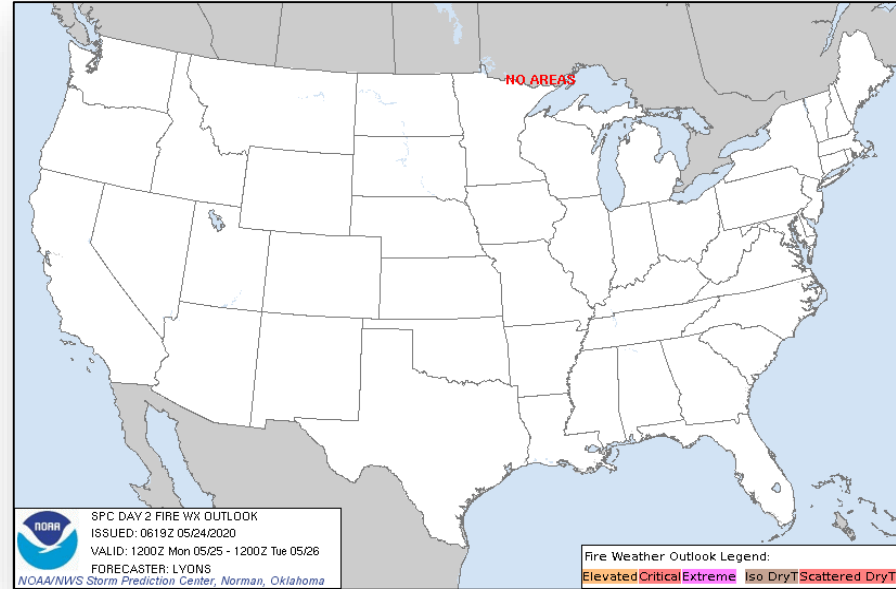
FEMA



Fire Weather Outlook



Today

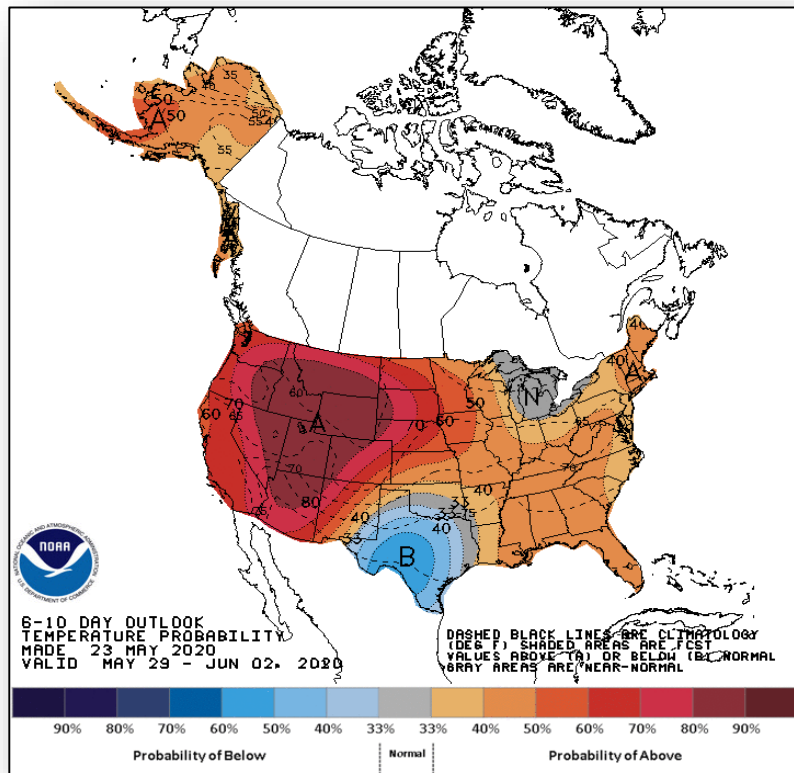


Tomorrow

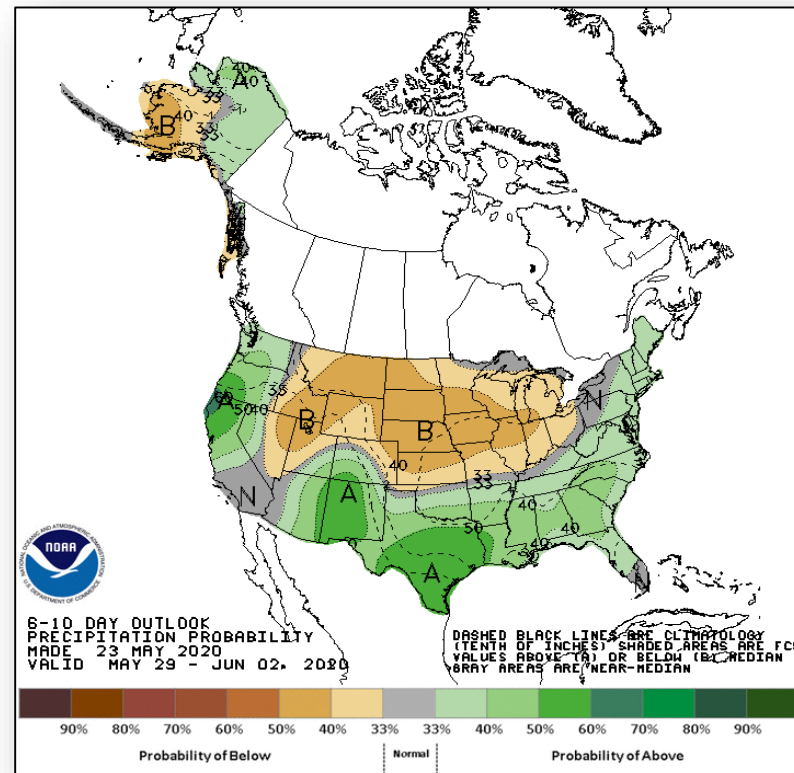
Long Range Outlooks – May 29-June 2



FEMA



6-10 Day Temperature Probability



6-10 Day Precipitation Probability

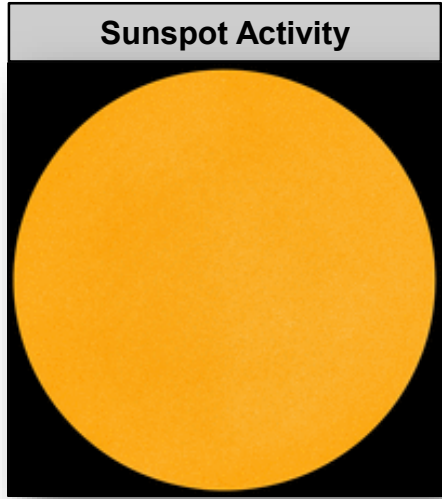

Space Weather



FEMA

	Space Weather Activity	Geomagnetic Storms	Solar Radiation	Radio Blackouts
Past 24 Hours	None	None	None	None
Next 24 Hours	None	None	None	None

For further information on NOAA Space Weather Scales refer to: <http://www.swpc.noaa.gov/noaa-scales-explanation>



Joint Preliminary Damage Assessments



FEMA

Region	State / Location	Event	IA/PA	Number of Counties		Start – End
				Requested	Complete	
IV	AL	Severe Storms, Strong Winds, Tornadoes, and Hail Apr 19	IA	0	0	N/A
			PA	10	0	5/15 – TBD
	MS	Severe Storms, Flooding, Tornadoes, and Straight-line Winds Apr 22-23	IA	0	0	N/A
			PA	11	10	5/14 – TBD
	TN	Severe Storms May 3-4	IA	0	0	N/A
			PA	22	2	5/14 – TBD
V	MI	Dam Breach, Severe Weather and Flooding May 16, 2020 and continuing	IA	1	0	5/26 – TBD
			PA	1	0	5/26 – TBD
VII	MO	Severe Storms May 3-4	IA	0	0	N/A
			PA	19	0	5/14 – TBD

COVID-19 Declaration Requests in Process – 1



FEMA

State / Tribe / Territory – Incident Description	Type	IA	PA	HM	Requested
Poarch Band of Creek Indians – COVID-19 Pandemic	DR	X	X		May 15

Declaration Requests in Process – 3

State / Tribe / Territory – Incident Description	Type	IA	PA	HM	Requested
HI – Severe Storms and Flooding	DR		X	X	Apr 27
TX – Severe Storms, Straight-line Winds, and Tornadoes (Appeal)	DR		X	X	Apr 27
UT – Earthquake and Aftershocks	DR	X	X	X	May 15

FEMA Common Operating Picture



FEMA

FEMA HQ	
NWC	NRCC
Monitoring	Level I

FEMA REGIONS		
WATCH	RRCC	
Monitoring	I	Level I
Monitoring	II	Level II
Monitoring	III	Level II
Monitoring	IV	Level II
Monitoring	V	Level II
Monitoring	VI	Level II
Alt Location	VII	Rostered
Monitoring	VIII	Level II
Monitoring	IX	Level I
Monitoring	X	Level II

Notes:

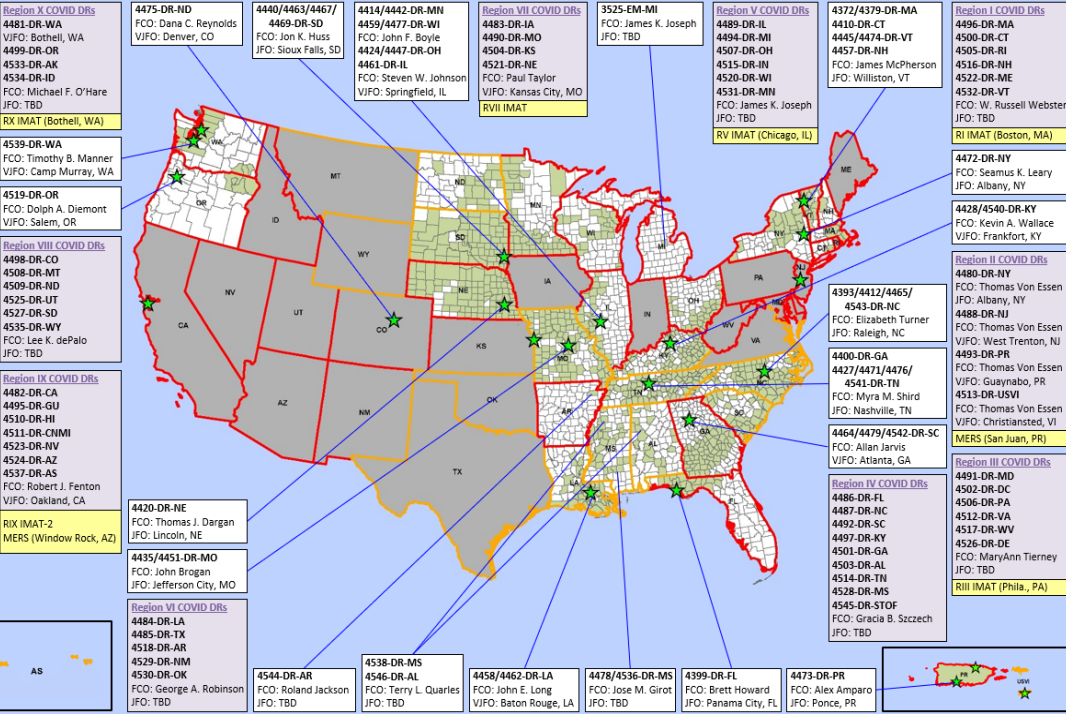
COVID-19 NRCC w/ESFs (Days)	GA: Flooding MS: Flooding PR: Earthquake TN: Tornadoes
All remaining RRCCs (Days)	All EOCs activated for COVID-19

Major Disasters (DR): 104
Emergency Disasters (EM): 99

★ JFOs: 9 / VJFOs: 13

- Staging Area
- Distribution Center (DC)
- Declared County (non-COVID-19 Declarations)
- Fully Activated
- Partially Activated
- Monitoring

As of 8:00 a.m. ET May 24, 2020
Created by FEMA NWC



N-IMATs	
2 Teams	
Red	
Blue	
Gold	IMAT-A Support

R-IMATs	
4 - 6 Teams	
I	RRCC
II	NY
III	RRCC
IV-1	Virtual MS
IV-2	Virtual SC
V	RRCC
VI-1	Virtual AR
VI-2	

VII	VJFO-COVID
VIII	Reconstituting
IX-1	
IX-2	RRCC
X	RRCC

FMC	PMC
NMC	Deployed

Team:	US&R	MERS	FCOs	FDRCS	IM WORKFORCE
Status	>65%	>66%	≤1 Type I	= 2	
Assigned:	28	36	47	11	13,497 (NC)
Unavailable:	8	0	0	0	2,426 ▲
Deployed:	0	1	41	9	5,849 ▼
Available:	20	35	6	2	5,222 / 39% ▲

IM CADRE AVAILABILITY SUMMARY	
Cadres with 25% or Less Availability	
EHP 21% (134/632); ER 16% (12/76); FL 17% (27/159); FM 24% (61/258); OPS 21% (62/291); PA 22% (683/3,090); PLAN 21% (86/415); SAF 13% (7/55)	



FEMA

FEMA's mission is helping people before, during, and after disasters.

Click [here](#) to subscribe to this briefing.