



# FEMA

## Daily Operations Briefing

Friday, May 22, 2020

8:30 a.m. ET

# National Current Operations & Monitoring



FEMA

## **Significant Incidents or Threats:**

- COVID-19
- Severe thunderstorms, heavy rain, and flash flooding possible – Southern and Central Plains
- Critical Fire Weather – Great Basin and Southwest
- Hurricane Season Outlook

## **Declaration Activity:**

- Emergency Disaster Declaration approved – Michigan

# COVID-19 Update



**Situation:** FEMA and HHS continue leading the multiagency COVID-19 Response / Recovery efforts. **47,262 (-336)** FEMA, DoD, HHS, VA, and CDC personnel deployed / activated; **3,099 (-3)** FEMA employees deployed. Nationwide testing: **12,917,827 (+316,614)** cumulative as of May 21.

## Operational Task Forces:

### Community Based Testing Sites:

- **205,882 (+3,755)** samples collected at CBTS locations since Mar 20
- **309,989 (+10,925)** tests processed by Private-Partnership Testing Sites since Apr 5

## Lifelines Impacts:

### Health & Medical

- HHS Center for Medicare/Medicaid released new guidance ensuring safe opening of nursing homes
- In support of White House Task Force testing initiative, FEMA has delivered over 7 million swabs and over 4 million media to states, territories, and federal partners

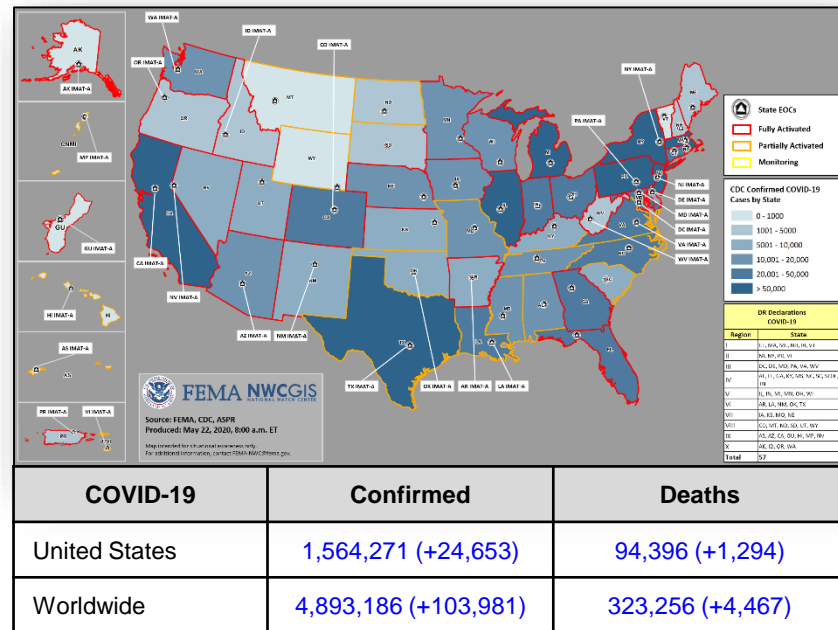
### Food, Water & Shelter:

- USDA has approved \$16 billion in direct relief payments to impacted farmers and ranchers

### Transportation:

- USCG is monitoring 67 cargo vessels in route from COVID-19 ports of interest

(FEMA SLB COVID-19, May 21)




## Response:

- FEMA RVII RRCC returned to Normal Operations; the NRCC and all remaining RRCCs remain activated
- 28 FEMA IMAT-A teams deployed (24 actual/ 4 virtual) to states/territories/tribal nations; LNOs deployed to 37 states/territories/tribal nations
- 57 Major Disaster Declarations approved; All State / Territory EOCs activated

# NOAA Hurricane Season Outlook



FEMA

<b>ATLANTIC</b> 	<b>AVERAGE</b>	<b>OUTLOOK</b>	<b>ACTUAL</b>
<b>NAMED STORMS</b>	12	13-19	<b>1</b>
<b>HURRICANES</b>	6	6-10	<b>0</b>
<b>MAJOR HURRICANES</b>	3	3-6	<b>0</b>

\*through 21 May


**ABOVE NORMAL**

Outlook issued May 21

# NOAA Hurricane Season Outlook



FEMA

<b>EAST PACIFIC</b> 	<b>AVERAGE</b>	<b>OUTLOOK</b>	<b>ACTUAL</b>
<b>NAMED STORMS</b>	15	11-18	0
<b>HURRICANES</b>	8	5-10	0
<b>MAJOR HURRICANES</b>	4	1-5	0

\*through 21 May


**NEAR/BELOW NORMAL**

Outlook issued May 21

# NOAA Hurricane Season Outlook



FEMA

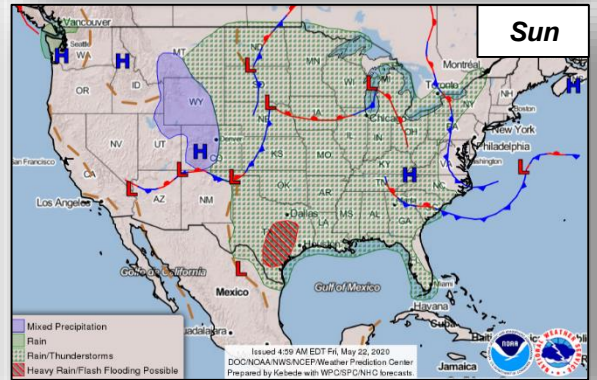
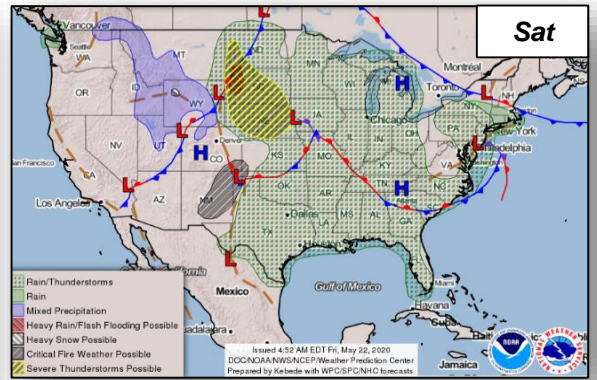
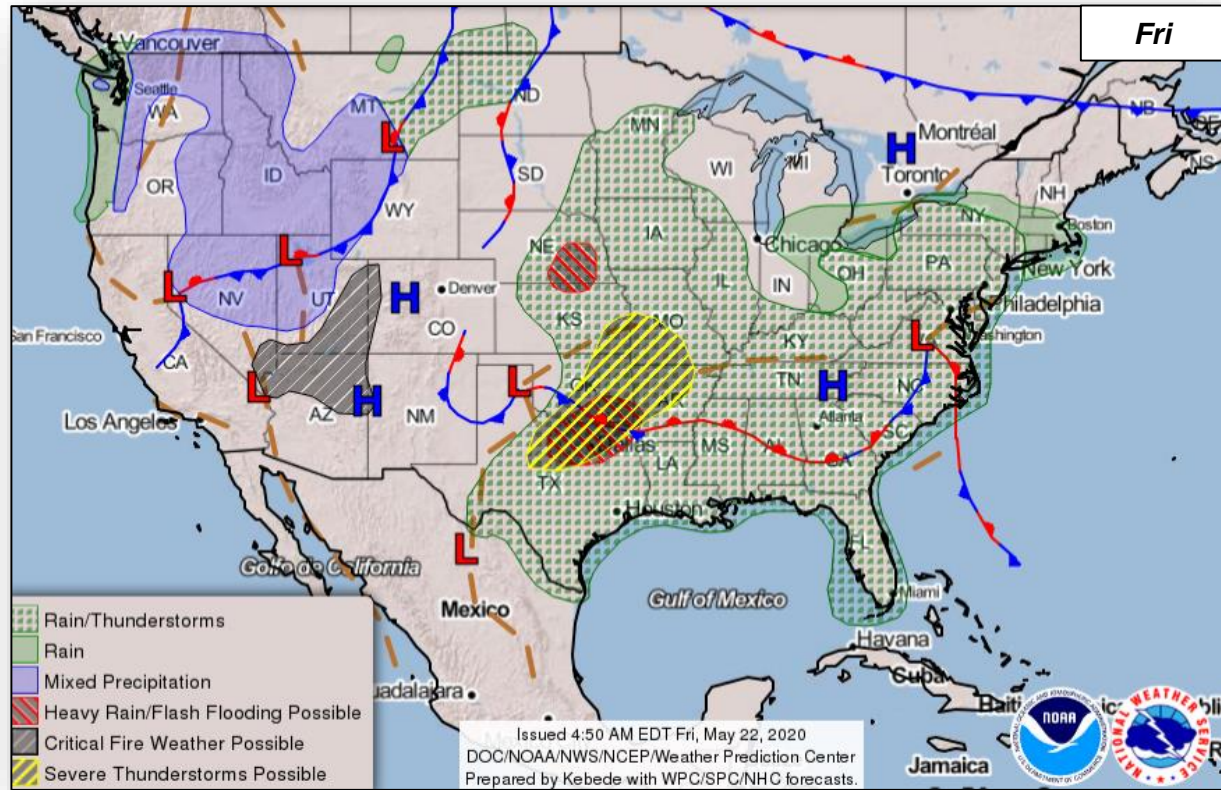
<b>CENTRAL PACIFIC</b> 	<b>AVERAGE</b>	<b>OUTLOOK</b>	<b>ACTUAL*</b>
<b>TROPICAL CYCLONES</b>	4-5	2-6	<b>0</b>

\*through 21 May

**NEAR/BELOW NORMAL**

Outlook issued May 20

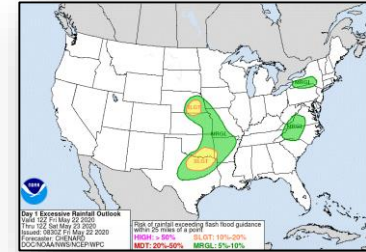
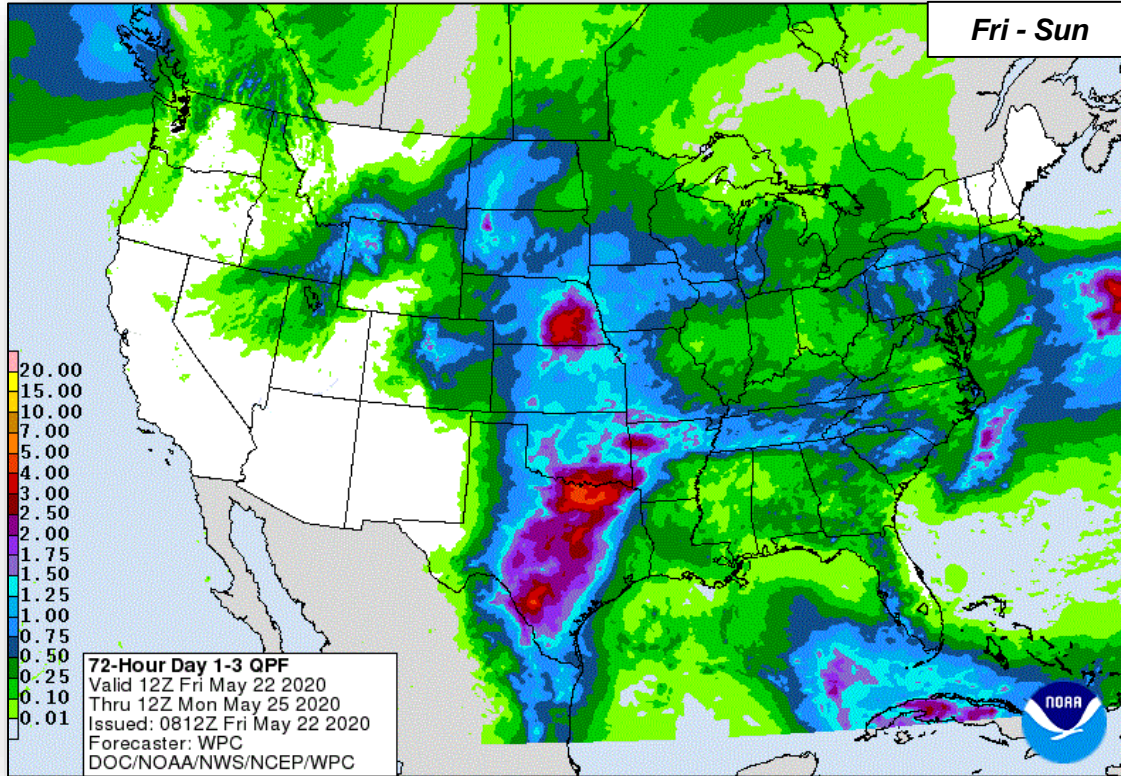
# National Weather Forecast



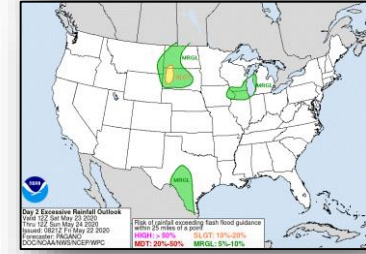
# Precipitation & Excessive Rainfall



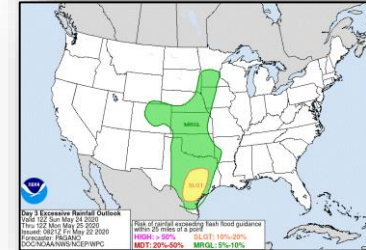
FEMA



*Fri*



*Sat*



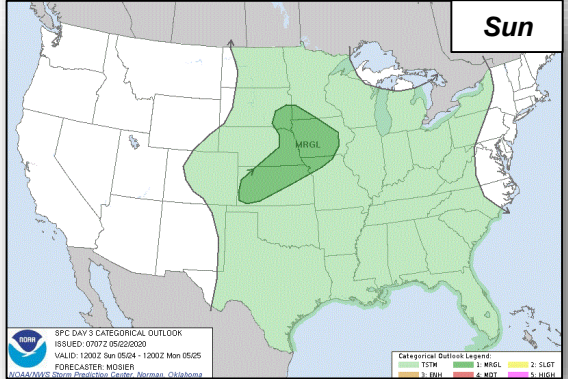
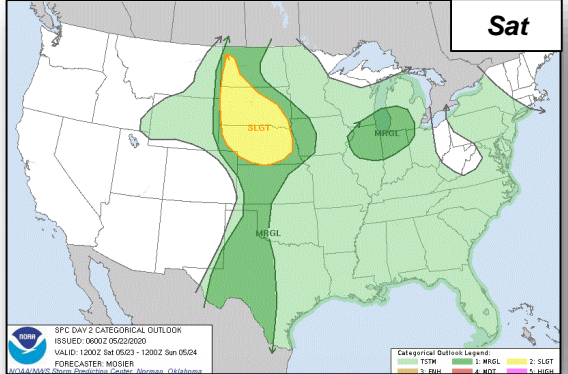
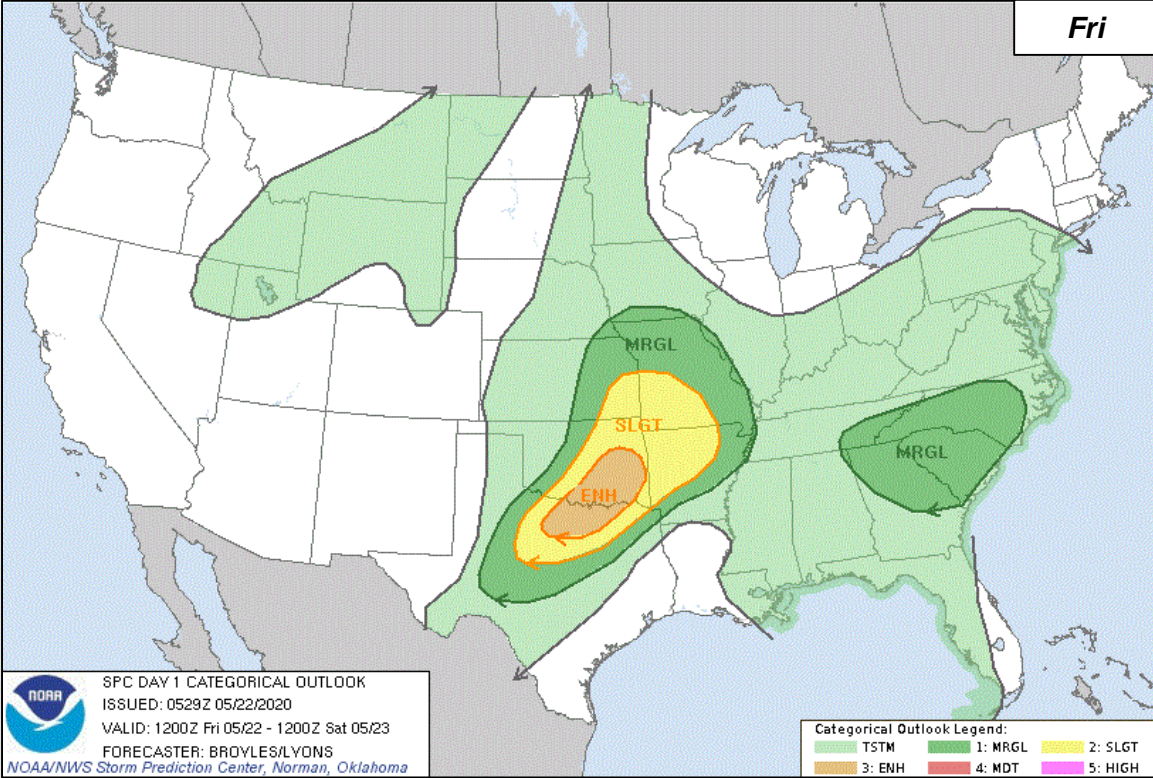
*Sun*



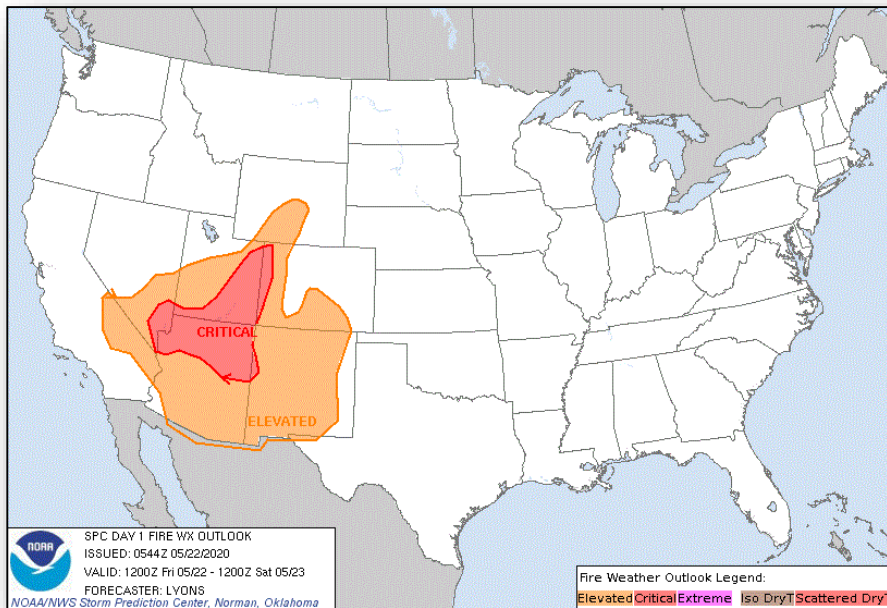
# Severe Weather Outlook



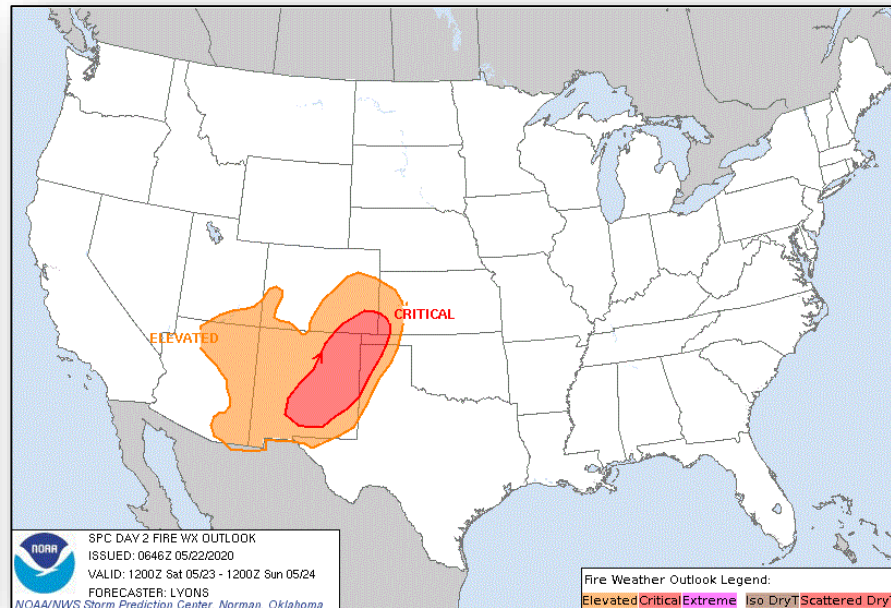
FEMA



# Fire Weather Outlook



*Today*

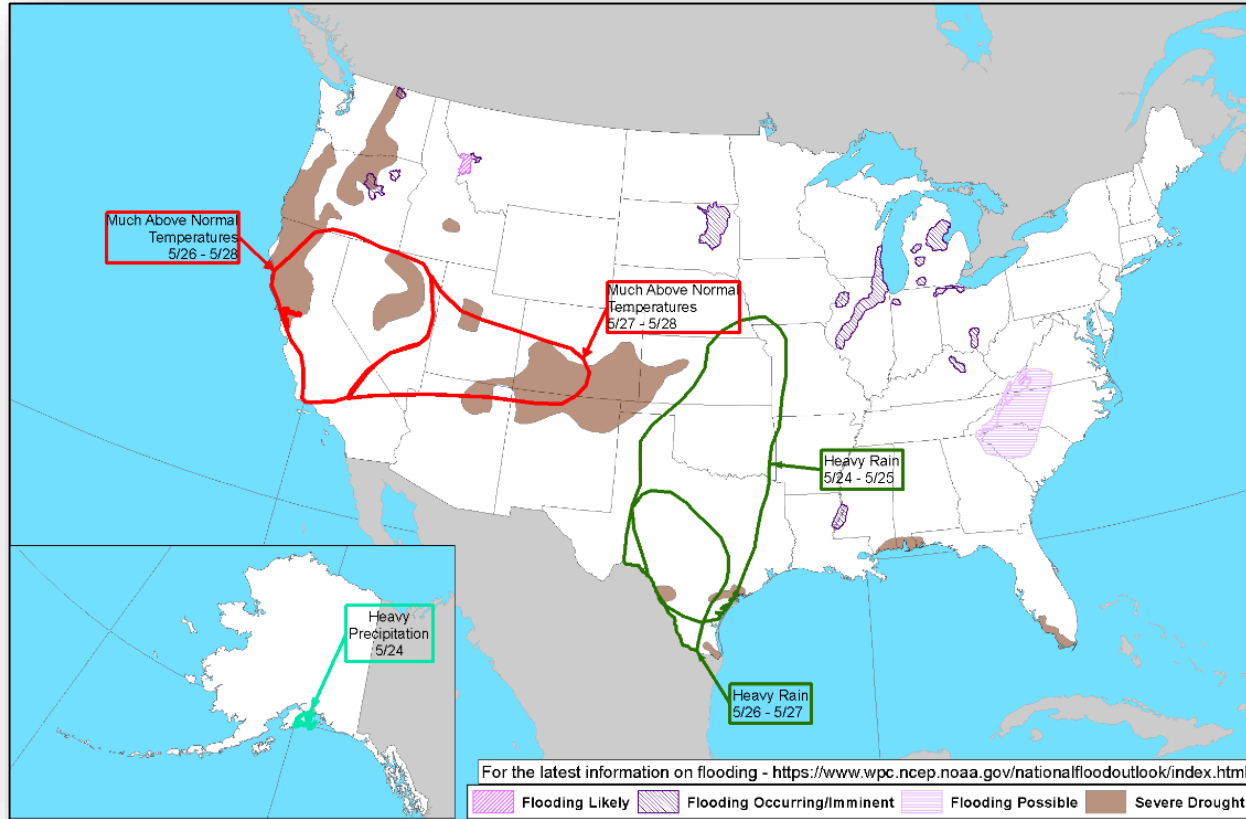


*Tomorrow*

# Hazards Outlook – May 24-28



FEMA



# Joint Preliminary Damage Assessments



FEMA

Region	State / Location	Event	IA/PA	Number of Counties		Start – End
				Requested	Completed	
IV	AL	Severe Storms, Strong Winds, Tornadoes, and Hail Apr 19	IA	0	0	N/A
			PA	10	0	5/15 – TBD
		Severe Storm Apr 12	IA	0	0	N/A
			PA	7	7 (+3)	5/14 – 5/20
	MS	Severe Storms, Flooding, Tornadoes, and Straight-line Winds Apr 22-23	IA	0	0	N/A
			PA	11	10 (+7)	5/14 – TBD
	TN	Severe Storms May 3-4	IA	0	0	N/A
			PA	22 (+3)	2 (+2)	5/14 – TBD
VI	AR	Severe Storms Apr 4	IA	8	8	5/1 – 5/16
			PA	11	11 (+11)	5/1 – 5/20
VII	MO	Severe Storms May 3-4	IA	0	0	N/A
			PA	19	0	5/14 – TBD

# Declaration Approved



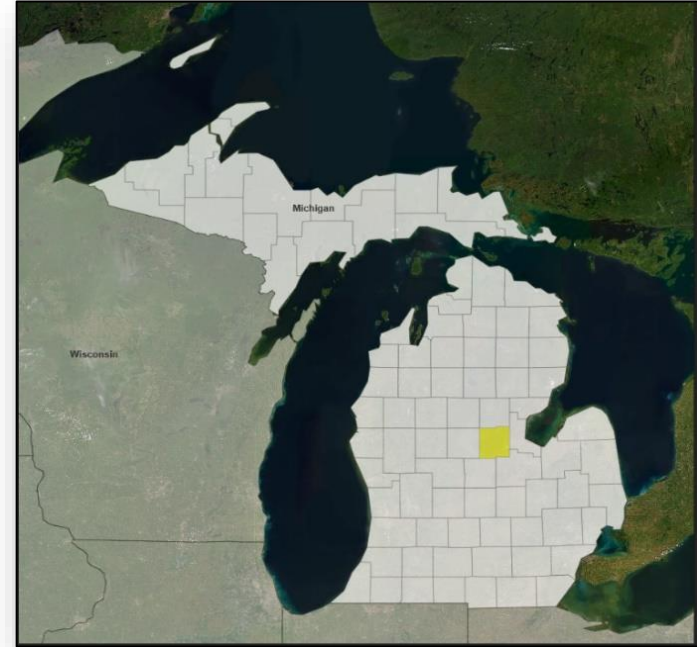
**Declaration:** Emergency Disaster Declaration  
FEMA -3525-EM-MI for Michigan  
**Requested:** May 20

**Approved:** May 20  
**Incident:** Severe storms and flooding  
**Incident Period:** May 16, and continuing

**Provides:**

- **PA only:** 1 county

**FCO:** James K. Joseph



■ PA

# COVID-19 Declaration Requests in Process – 1



FEMA

State / Tribe / Territory – Incident Description	Type	IA	PA	HM	Requested
Poarch Band of Creek Indians – COVID-19 Pandemic	DR	X	X		May 15

# Declaration Requests in Process – 4

State / Tribe / Territory – Incident Description	Type	IA	PA	HM	Requested
<b>AL</b> – Severe Storms and Flooding	DR		X	X	Apr 25
<b>HI</b> – Severe Storms and Flooding	DR		X	X	Apr 27
<b>TX</b> – Severe Storms, Straight-line Winds, and Tornadoes (Appeal)	DR		X	X	Apr 27
<b>UT</b> – Earthquake and Aftershocks	DR	X	X	X	May 15
<b>MI</b> – Severe Storms and Flooding (Approved)	EM		X		May 20

# FEMA Common Operating Picture



FEMA

FEMA HQ	
<b>NWC</b>	<b>NRCC</b>
Monitoring	Level I

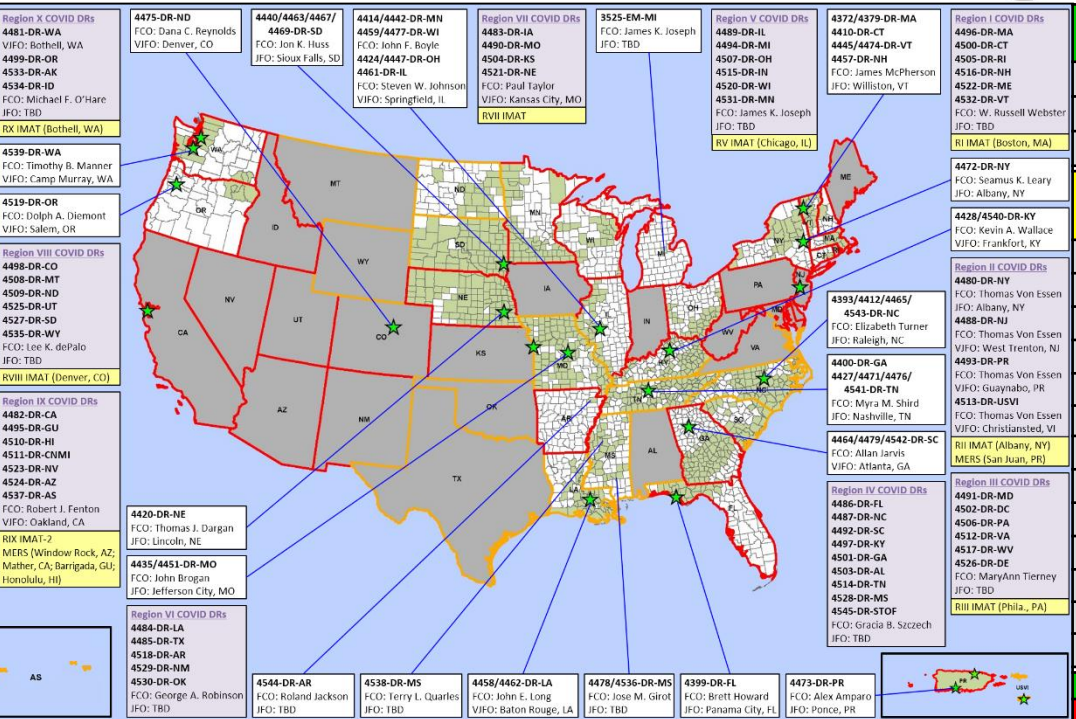
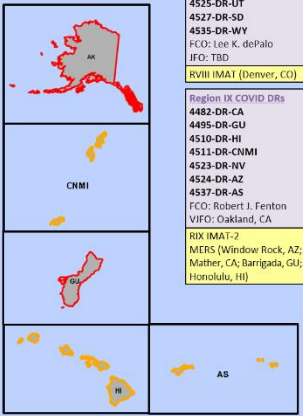
FEMA REGIONS		
WATCH	RRCC	
Monitoring	I	Level I
Monitoring	II	Level II
Monitoring	III	Level II
Monitoring	IV	Level II
Monitoring	V	Level II
Monitoring	VI	Level II
Alt Location	VII	Rostered
Monitoring	VIII	Level II
Monitoring	IX	Level I
Monitoring	X	Level II

**Notes:**

<p><b>COVID-19</b> NRCC w/ESFs (Days)</p> <p>RVII; Normal Ops; all remaining RRCCs (Days)</p>	<p>GA: Flooding PR: Flooding MS: Earthquake TN: Tornadoes</p> <p>All EOCs activated for COVID-19</p>
---	--

- Major Disasters (DR): 103**  
**Emergency Disasters (EM): 99**  
**JFOs: 9 / VJFOs: 13**
- Staging Area
  - Distribution Center (DC)
  - Declared County (non-COVID-19 Declarations)
  - Fully Activated
  - Partially Activated
  - Monitoring

As of 8:00 a.m. ET May 22, 2020  
 Created by FEMA NWC



N-IMATs	
2 Teams	
Red	
Blue	
Gold	IMAT-A Support

R-IMATs	
4 - 6 Teams	
I	RRCC
II	NY
III	RRCC
IV-1	Virtual MS
IV-2	Virtual SC
V	RRCC
VI-1	Virtual AR
VI-2	
VII	VJFO-COVID
VIII	RRCC
IX-1	
IX-2	RRCC
X	RRCC

FMC	PMC
NMC	Deployed

Team:	US&R	MERS	FCOs	FDRCS	IM WORKFORCE
Status	>65%	>66%	≤1 Type I	= 2	
Assigned:	28	36	47	11	13,494 ▲
Unavailable:	8	0	0	0	2,400 ▼
Deployed:	0	1	42	9	5,930 ▲
Available:	20	35	5	2	5,164 / 38% ▼

IM CADRE AVAILABILITY SUMMARY	
Cadres with 25% or Less Availability	
EHP 21% (130/632); ER 14% (11/76); FL 16% (25/159); FM 24% (61/258); OPS 20% (58/291); PA 22% (677/3,090); PLAN 21% (87/414); SAF 18% (10/55)	



# FEMA

**FEMA's mission is helping people before, during, and after disasters.**

Click [here](#) to subscribe to this briefing.