



FEMA

Daily Operations Briefing

Wednesday, May 13, 2020

8:30 a.m. ET

National Current Operations & Monitoring



FEMA

Significant Incidents or Threats:

- COVID-19
- Critical fire weather – Central and Southern Plains
- Red Flag Warnings – CO, NM, and KS
- Enhanced risk of severe thunderstorms – Southern Plains

Tropical Activity:

- Atlantic – Disturbance 1 – High (70%)

Declaration Activity:

- Amendment No. 1 to FEMA-4542-DR-SC

COVID-19 Update



Situation: FEMA, HHS, and federal partners continue working with state, local, tribal, and territorial governments to execute a Whole-of-America response to the COVID-19 pandemic. Among the 17 states not presently experiencing a decrease in confirmed cases, 7 have no stay-at-home order in place, 1 has local or limited stay-at-home order, and 9 have statewide stay-at-home orders in place. Nationwide testing: **9,121,319 (+207,694)** cumulative as of **May 12**

Operational Task Forces:

Community Based Testing Sites:

- **176,137 (+3,590)** samples collected at CBTS locations since Mar 20
- **189,394 (+7,377)** tests administered by Private-Partnership Testing Sites since Apr 5

Lifelines Impacts:

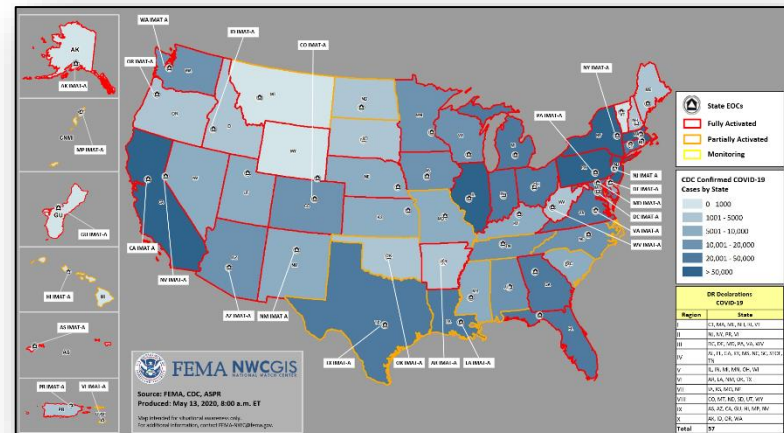
Other Domestic Lifelines

Safety & Security:

- **CA:** Lack of medical checks at border entry points or mandated quarantine may cause surge of COVID-19 cases in southern CA; current border travel restrictions do not apply to international trade, U.S. citizens, legal permanent residents, and those with work visas

Food, Water, & Shelter:

- 14 major meat packing facilities in the U.S. have resumed or plan to resume operations after implementing the CDC and Dept. of Labor's Occupational Safety and Health Administration guidelines
- Analysts suggest that meat supply chain disruptions could see 20% higher prices than last year and potential spot shortages of meat in certain markets by the end of May
- **WA:** Kittitas County is conducting mass testing for all employees of a frozen vegetable plant in Ellensburg in response to 34 new COVID-19 cases of a particular company; roughly 20% of the employees have tested positive
- **VA:** 3,100 poultry plant workers were tested; 280 (9%) of workers tested positive



COVID-19	Confirmed	Deaths
United States	1,358,419 (+21,481)	81,958 (+1,671)
Worldwide	4,088,848 (+82,591)	283,153 (+4,261)

(FEMA SLB COVID-19, May 12)

Response:

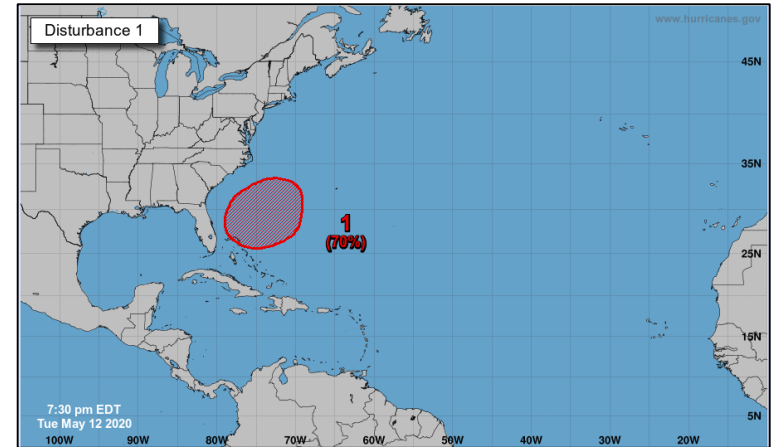
- FEMA NRCC activated to Level I; all FEMA RRCCs activated
- FEMA IMAT-A teams deployed to 27 states/territories; LNOs deployed to 37 states/territories
- 57 Major Disaster Declarations approved; All State / Territory EOCs activated
- **49,943 (-297)** FEMA, DoD, HHS, VA, and CDC personnel deployed / activated; **3,158 (+20)** FEMA employees deployed

Tropical Outlook – Atlantic



Disturbance 1 *(As of 7:30 p.m. ET)*

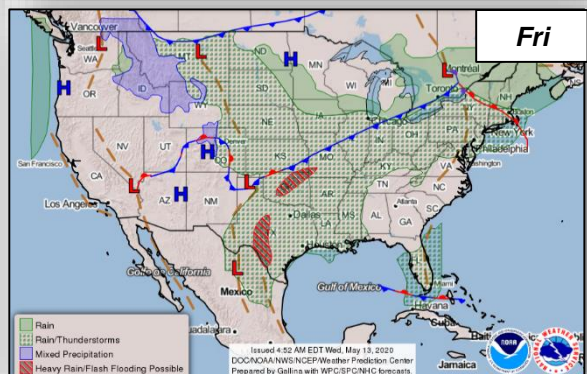
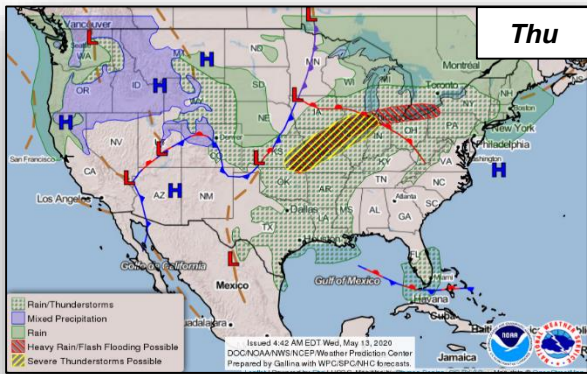
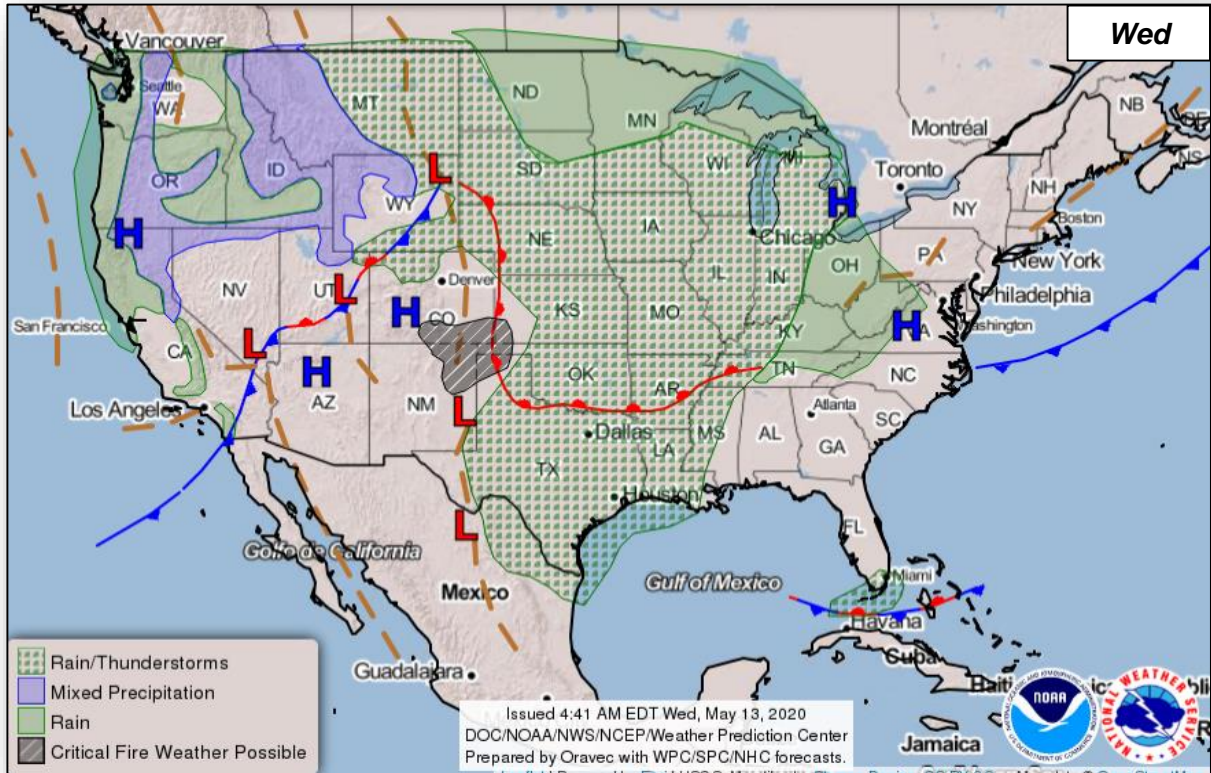
- Expected to develop late this week or early this weekend a couple of hundred miles N of the Bahamas
- Moving NE over the western Atlantic
- Environmental conditions appear conducive for gradual development of this system; a subtropical depression or storm is likely to form this weekend
- Formation chance through 48 hours: Low (near 0%)
- Formation chance through 5 days: High (70%)



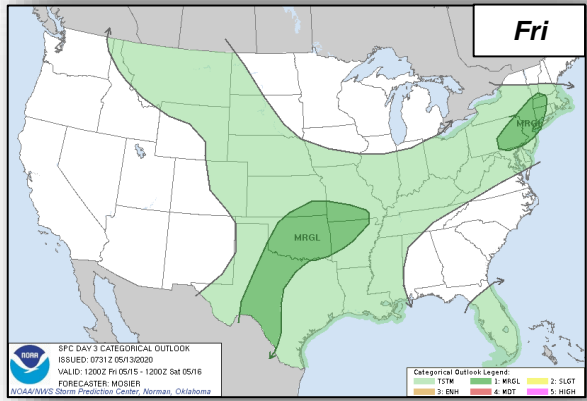
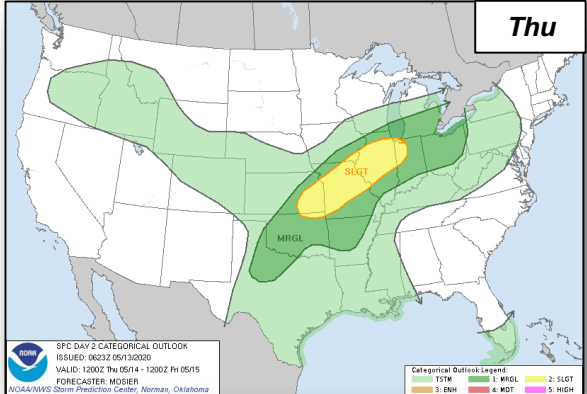
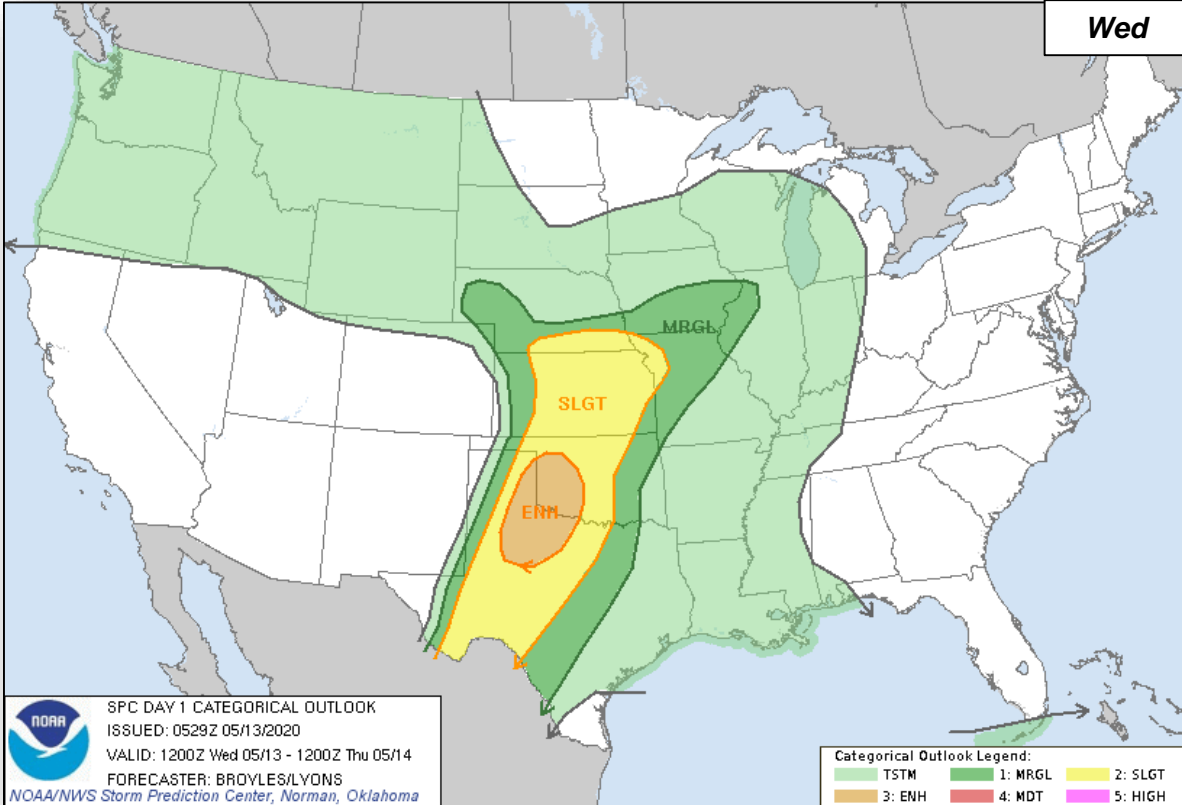
Current Disturbances & 5 Day Cyclone Formation: < 40% | 40-60% | > 60%
Tropical / Sub-Tropical Cyclone: Depression | Storm | Hurricane | Post-Tropical Cyclone / Remnants

Potential track area: Day 1-3 | Day 4-5 | Watches: Hurricane | Trop Stm | Warnings: Hurricane | Trop Stm | Current wind extent: Hurricane | Trop Stm

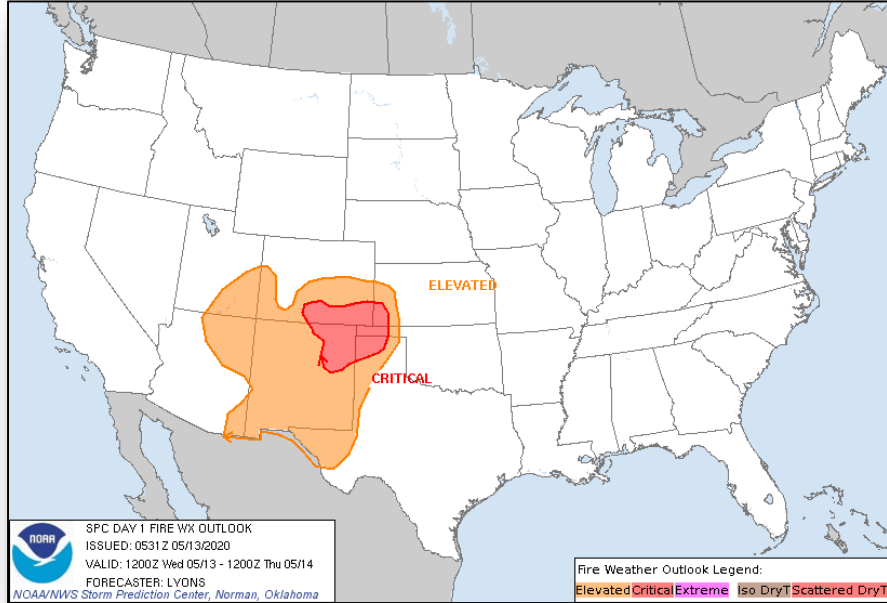
National Weather Forecast



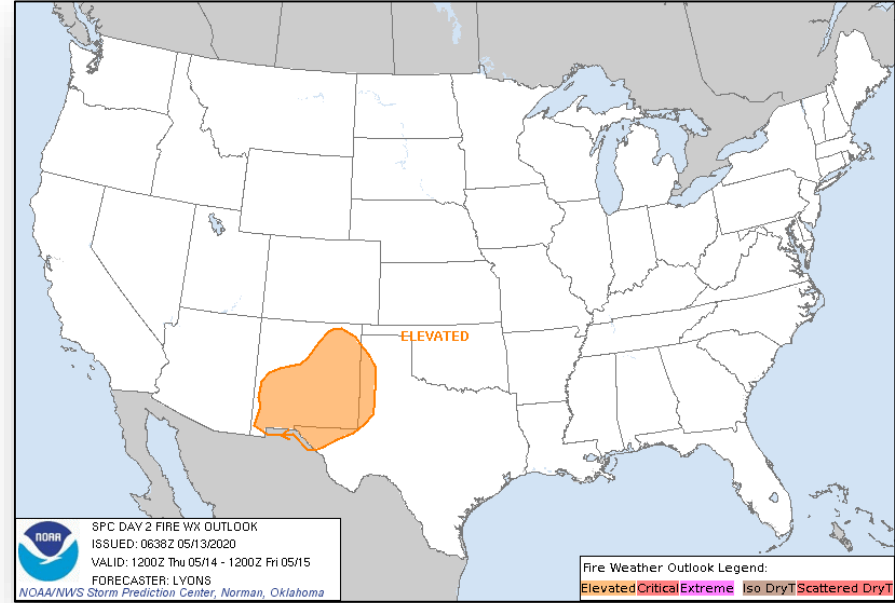
Severe Weather Outlook



Fire Weather Outlook



Today

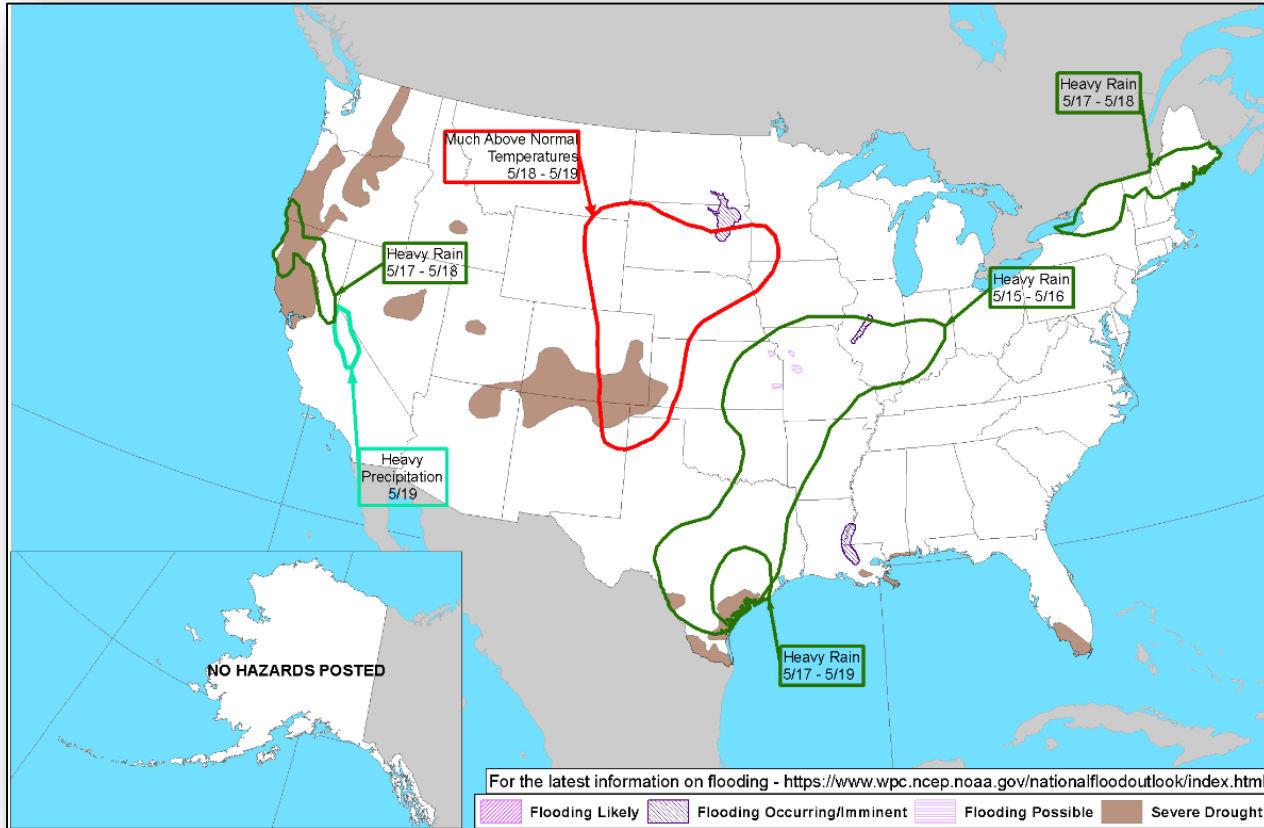


Tomorrow

Hazards Outlook – May 15-19



FEMA



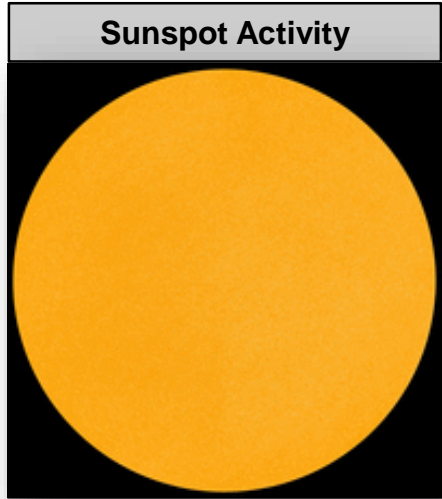

Space Weather



FEMA

	Space Weather Activity	Geomagnetic Storms	Solar Radiation	Radio Blackouts
Past 24 Hours	None	None	None	None
Next 24 Hours	None	None	None	None

For further information on NOAA Space Weather Scales refer to: <http://www.swpc.noaa.gov/noaa-scales-explanation>



Joint Preliminary Damage Assessments



FEMA

Region	State / Location	Event	IA/PA	Number of Counties		Start – End
				Requested	Completed	
IV	AL	Severe Storm April 12, 2020	IA	0	0	N/A
			PA	7	0	5/14 – TBD
	MS	Severe Storms, Flooding, Tornadoes, Straight-line Winds and Flooding April 22-23, 2020	IA	0	0	N/A
			PA	9	0	5/14 – TBD
VI	AR	Severe Storms April 4, 2020	IA	8	0	5/1 – TBD
			PA	11	0	5/1 – TBD
	TX	Tornado April 22, 2020	IA	5	0	4/30 – TBD
			PA	0	0	N/A
VIII	UT	Earthquake March 18, 2020	IA	4	0	4/6 – TBD
			PA	4	0	4/6 – TBD

Declaration Requests in Process – 3



State / Tribe / Territory – Incident Description	Type	IA	PA	HM	Requested
AL – Severe Storms and Flooding	DR		X	X	Apr 25
HI – Severe Storms and Flooding	DR		X	X	Apr 27
TX – Severe Storms, Straight-line Winds, and Tornadoes (Appeal)	DR		X	X	Apr 27

Declaration Amendments



FEMA

Declaration	Number	Issued	Action
FEMA-4542-DR-SC	1	May 12	Adds two counties for Individual Assistance

FEMA Common Operating Picture



FEMA

FEMA HQ	
NWC	NRCC
Monitoring	Level I

FEMA REGIONS		
WATCH	RRCC	
Monitoring	I	Level I
Monitoring	II	Level II
Monitoring	III	Level II
Monitoring	IV	Level II
Monitoring	V	Level II
Monitoring	VI	Level II
Alt Location	VII	Level II
Monitoring	VIII	Level II
Monitoring	IX	Level I
Monitoring	X	Level II

Notes:

COVID-19 NRCC w/ESFs (Days)	GA: Flooding MS: Flooding PR: Earthquake TN: Tornadoes
All RRCCs (Days)	All EOCs activated for COVID-19

Major Disasters (DR): 103
Emergency Disasters (EM): 97

★ JFOs: 9 / VJFOs: 12

📍 Staging Area

🏠 Distribution Center (DC)

🏠 Declared County (non-COVID-19 Declarations)

📌 Fully Activated

📌 Partially Activated

📌 Monitoring

As of 3:00 a.m. ET May 13, 2020
Created by FEMA NWC

Region VIII COVID DRs

4399-DR-WA
FCO: Timothy B. Manner
VJFO: Camp Murray, WA

4475-DR-ND
FCO: Dana C. Reynolds
VJFO: Denver, CO

4440/4463/4467/4469-DR-SD
FCO: Jon K. Huss
VJFO: Sioux Falls, SD

Region VII COVID DRs

4414/4442-DR-MN
4459/4477-DR-WI
FCO: John F. Boyle
4424/4467-DR-OH
4461-DR-NE
FCO: Paul Taylor
VJFO: TBD

Region V COVID DRs

4489-DR-IL
4494-DR-MI
4507-DR-OH
4515-DR-IN
4520-DR-WI
4531-DR-MN
FCO: James K. Joseph
VJFO: TBD

Region I COVID DRs

4496-DR-MA
4500-DR-CT
4505-DR-NH
4512-DR-NH
4522-DR-ME
4532-DR-VT
FCO: W. Russell Webster
VJFO: TBD

Region IX COVID DRs

4472-DR-NY
FCO: Seamus K. Leary
VJFO: Albany, NY

4428/4540-DR-KY
FCO: Kevin A. Wallace
VJFO: Frankfort, KY

Region II COVID DRs

4480-DR-NY
FCO: Thomas Von Essen
VJFO: Albany, NY

4488-DR-NJ
FCO: Thomas Von Essen
VJFO: West Trenton, NJ

4493-DR-PR
FCO: Thomas Von Essen
VJFO: Guaynabo, PR

4513-DR-USVI
FCO: Thomas Von Essen
VJFO: Christiansted, VI

RI IMAT (Albany, NY)
MERS (San Juan, PR)

Region III COVID DRs

4491-DR-MD
4502-DR-DC
4506-DR-PA
4513-DR-VA
4517-DR-WV
4526-DR-DE
FCO: MaryAnn Tierney
VJFO: TBD

RI IMAT (Phila., PA)

Region IV COVID DRs

4486-DR-FL
4487-DR-NC
4492-DR-SC
4497-DR-KY
4501-DR-GA
4503-DR-AL
4514-DR-TN
4528-DR-MS
4545-DR-STOF
FCO: Gracia B. Szczech
VJFO: TBD

Region VI COVID DRs

4484-DR-LA
4485-DR-TX
4518-DR-AR
4529-DR-NM
4530-DR-OK
FCO: George A. Robinson
VJFO: TBD

Region X COVID DRs

4482-DR-CA
4495-DR-GU
4510-DR-HI
4511-DR-CNMI
4523-DR-NV
4524-DR-AZ
4537-DR-AS
FCO: Robert J. Fenton
VJFO: Oakland, CA

RX IMAT-2 (Oakland, CA)
MERS (Mather, CA)
Barrigada, GU; Saipan, MP

4420-DR-NE
FCO: Thomas J. Dargan
VJFO: Lincoln, NE

4435/4451-DR-MO
FCO: John Brogan
VJFO: Jefferson City, MO

Region DR COVID DRs

4434-DR-AR
FCO: Roland Jackson
VJFO: TBD

4538-DR-MS
FCO: Terry L. Quarles
VJFO: TBD

4458/4462-DR-LA
FCO: John E. Long
VJFO: Baton Rouge, LA

4478/4536-DR-MS
FCO: Jose M. Girof
VJFO: TBD

4399-DR-FL
FCO: Brett Howard
VJFO: Panama City, FL

4473-DR-PR
FCO: Alex Amparo
VJFO: Ponce, PR

N-IMATs	
2 Teams	
Red	
Blue	
Gold	IMAT-A Support

R-IMATs	
4 - 6 Teams	
I	RRCC
II	NY
III	RRCC
IV-1	Virtual MS
IV-2	Virtual SC
V	RRCC
VI-1	Virtual AR
VI-2	
VII	RRCC
VIII	RRCC
IX-1	
IX-2	RRCC
X	RRCC

FMC	PMC
NMC	Deployed

Team:	US&R	MERS	FCOs	FDRCs	IM WORKFORCE
Status	33 - 65%	>66%	≤1 Type I	≤1	
Assigned:	28	36	47	11	13,442 ▼
Unavailable:	10	0	0	0	2,509 ▼
Deployed:	0	1	44	10	5,977 ▲
Available:	18	35	3	1	4,956 / 37% ▼

IM CADRE AVAILABILITY SUMMARY	
Cadres with 25% or Less Availability	
EHP 20% (127/628); ER 21% (16/76); FL 14% (23/161); FM 24% (61/259); OPS 19% (55/289); PA 22% (672/3,098); PLAN 19% (81/419); SAF 20% (11/54)	



FEMA

FEMA's mission is helping people before, during, and after disasters.

Click [here](#) to subscribe to this briefing.