



# FEMA

## Daily Operations Briefing

Friday, February 7, 2020

8:30 a.m. ET

# National Current Operations & Monitoring



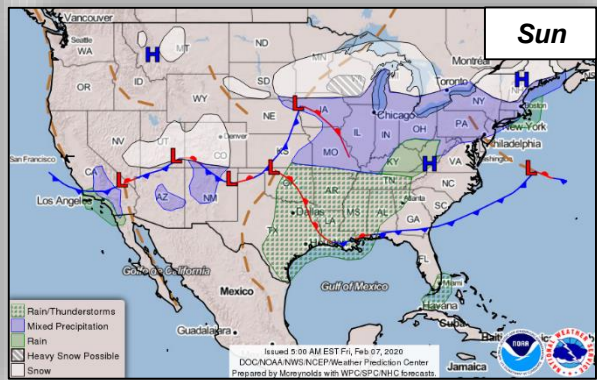
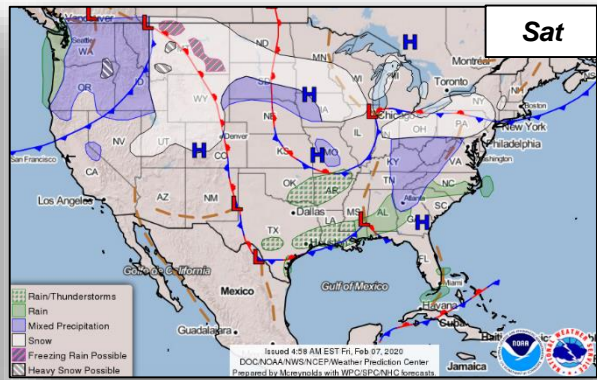
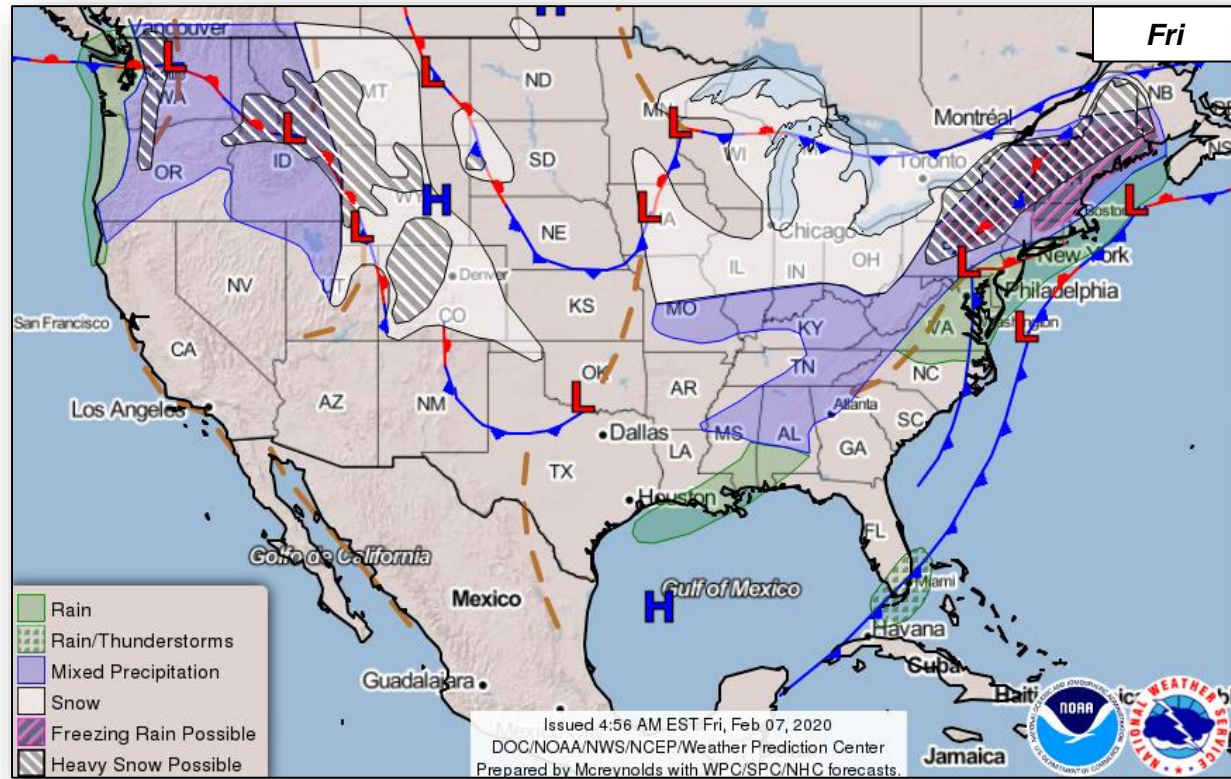
FEMA

## **Significant Incidents or Threats:**

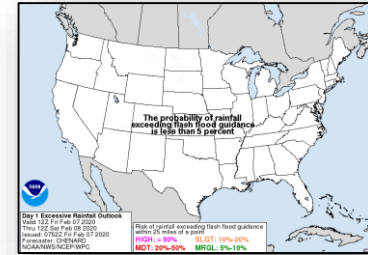
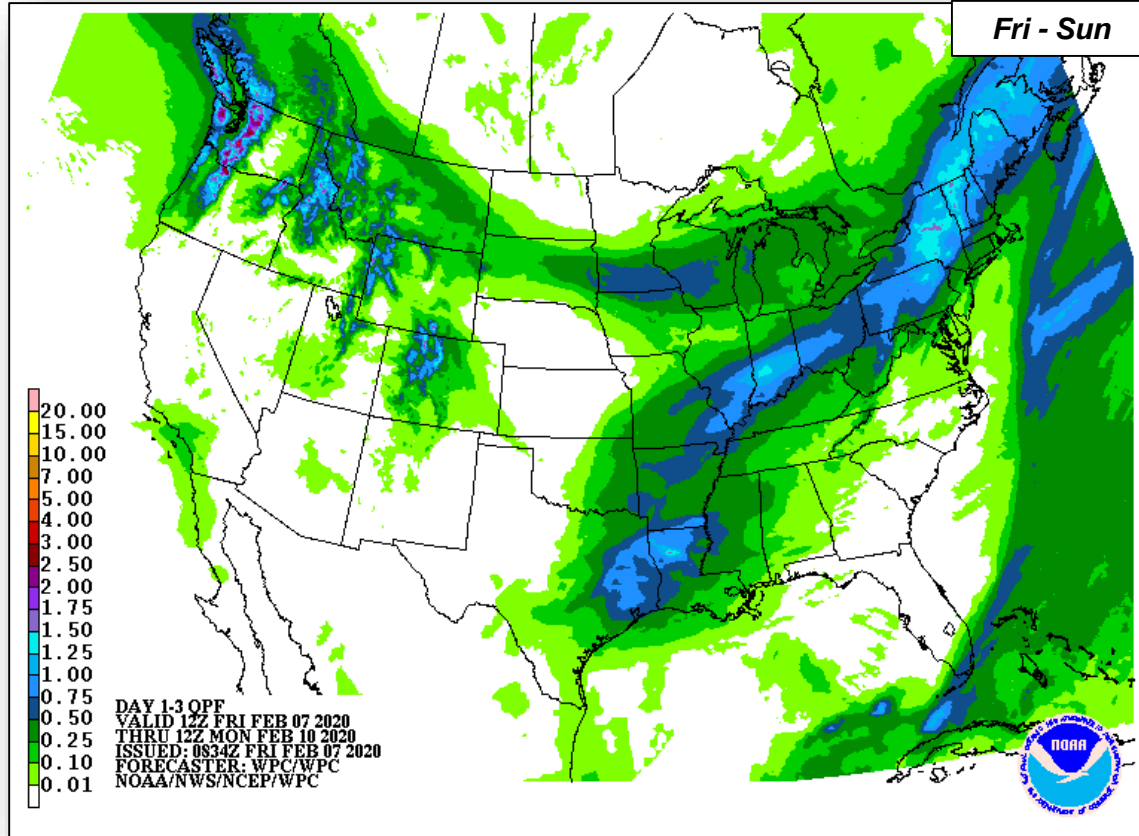
- Novel Coronavirus
- Heavy snow possible – portions of Northern Intermountain to Northern Plains and Central Rockies; Central Appalachians to Northeast
- Freezing rain possible – Central Appalachians to Mid-Atlantic and Northeast

**Declaration Activity:** None

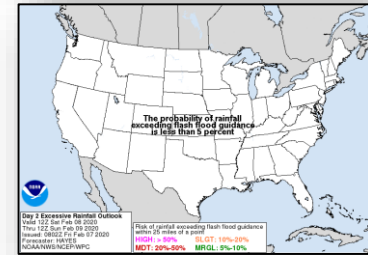
# National Weather Forecast



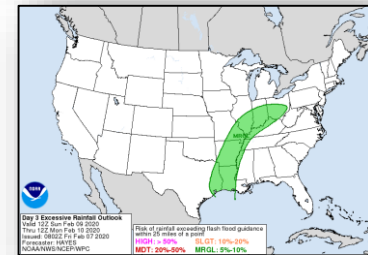
# Precipitation & Excessive Rainfall



*Fri*



*Sat*



*Sun*

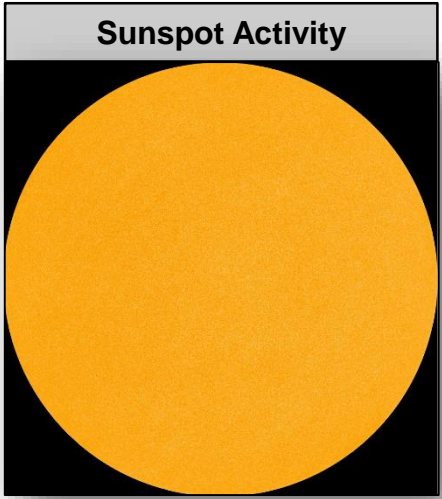

# Space Weather



FEMA

	Space Weather Activity	Geomagnetic Storms	Solar Radiation	Radio Blackouts
Past 24 Hours	None	None	None	None
Next 24 Hours	None	None	None	None

For further information on NOAA Space Weather Scales refer to: <http://www.swpc.noaa.gov/noaa-scales-explanation>



# Joint Preliminary Damage Assessments



FEMA

Region	State / Location	Event	IA/P A	Number of Counties		Start – End
				Requested	Completed	
IV	MS	Severe Storms, Flooding, and Straight-line Winds Jan 10-11	IA	0	0	N/A
			PA	11	11 (+3)	2/3 – 2/5
V	WI	Severe Storms & Lakeshore Flooding Jan 10-12	IA	0	0	N/A
			PA	3	0	2/4 – TBD

# Declaration Requests in Process – 1



FEMA

State / Tribe / Territory – Incident Description	Type	IA	PA	HM	Requested
TX – Severe Storms, Straight-line Winds, and Tornadoes	DR		X	X	Jan 13



# FEMA Common Operating Picture

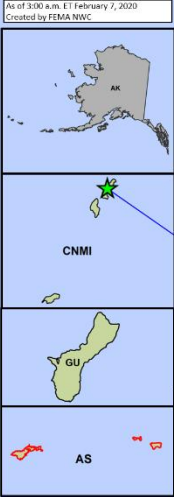
FEMA HQ	
<b>NWC</b>	<b>NRCC</b>
Monitoring	Gold

FEMA REGIONS		
WATCH	RRCC	
Monitoring	I	Rostered
Monitoring	II	Rostered
Monitoring	III	Rostered
Monitoring	IV	Rostered
Monitoring	V	Rostered
Monitoring	VI	Rostered
Monitoring	VII	Rostered
Monitoring	VIII	Rostered
Monitoring	IX	Rostered
Monitoring	X	Rostered

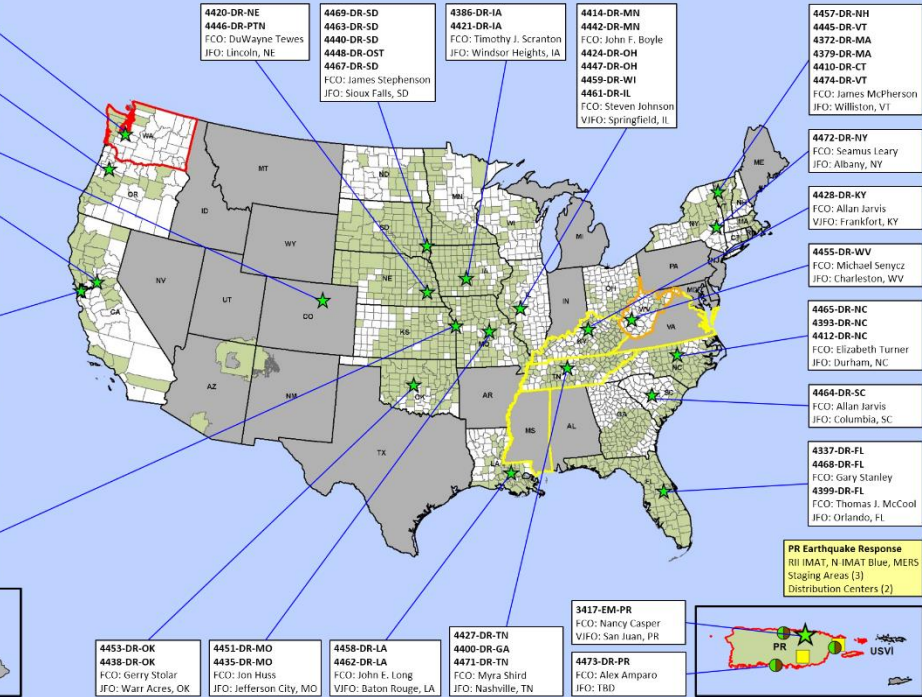
**Notes:**

PR: Earthquake  
 AS: Measles Outbreak  
 WA: Coronavirus  
 MS: Severe Weather  
 WV: Flooding  
 VA: Flooding  
 KY: Flooding  
 TN: Severe weather

- Major Disasters (DR): 58**  
**Emergency Disasters (EM): 3**  
 JFOs: 16 / VJFOs: 7
- Staging Area
  - Distribution Center (DC)
  - Declared County
  - Fully Activated
  - Partially Activated
  - Monitoring



- 4418-DR-WA**  
FCO: Willie G. Nunn  
JFO: Camp Murray, WA
- 4432-DR-OR**  
**4452-DR-OR**  
FCO: Dolph A. Diemont  
JFO: Salem, OR
- 4475-DR-ND**  
FCO: Dana C. Reynolds  
VJFO: Denver, CO
- 4383-DR-CA**  
**4407-DR-CA**  
FCO: David G. Samaniego  
JFO: Sacramento, CA
- 4409-DR-TON**  
FCO: Mark Wingate
- 4422-DR-LBL** closing Feb. 14
- 4423-DR-CBI** closing Feb. 14
- 4425-DR-SBLI** closing Feb. 14
- 4431-DR-CA** closing Feb. 14
- 4434-DR-CA** closing Feb. 14
- 4436-DR-NN** closing Feb. 14  
FCO: Bern. Ruiz  
VJFO: Oakland, CA
- 4433-DR-GU**  
FCO: Tracy Haynes
- 3424-EM-CNMI**
- 3425-EM-CNMI**  
FCO: Teresa Serata  
JFO: Saipan, MP
- 4449-DR-KS**  
FCO: Dan Best
- 4403-DR-KS**
- 4417-DR-KS**  
FCO: Heather R. Smith  
VJFO: Kansas City, MO



N-IMATs	
2 Team	
Red	
Blue	PR
Gold	
R-IMATs	
≥ 7 Teams	
I	
II	PR
III	
IV-1	2
IV-2	
V	1
VI-1	
VI-2	
VII	
VIII	
IX-1	
IX-2	3
X	
FMC	PMC
NMC	Deployed

Team:	US&R	MERS	FCOs	FDRCS	IM WORKFORCE
Status	>66%	>66%	≤ 1 Type I	≤ 1	
Assigned:	28	36	42	11	14,037 ▲
Unavailable:	0	0	2 (-1)	0	3,663 ▲
Deployed:	0	1	38 (+1)	11	5,713 ▲
Available:	28	35	2	0	4,661 / 33% ▼

IM CADRE AVAILABILITY SUMMARY	
Cadres with 25% or Less Availability	
EHP 15% (93/609); FL 21% (36/175); HM 21% (260/1,221); OPS 24% (70/297); PA 15% (425/2,903); SAF 23% (13/57)	





# FEMA

**FEMA's mission is helping people before, during, and after disasters.**

Click [here](#) to subscribe to this briefing.