



FEMA

Daily Operations Briefing

Sunday, November 03, 2019

8:30 a.m. EST

National Current Operations & Monitoring



Significant Incidents or Threats:

- CA Wildfires – Kincade and Maria fires - [FINAL](#)

Tropical Activity:

- Atlantic: No new tropical cyclones expected during the next five days
- Eastern Pacific: No new tropical cyclones expected during the next five days
- Central Pacific: No new tropical cyclones expected during the next five days
- Western Pacific: No activity affecting U.S. interests

Declaration Activity: None

California Statewide Wildfires - FINAL



FEMA

Situation:

- Calmer winds will bring some relief from the recent life-threatening fire weather conditions; however, critical and elevated fire weather conditions and Red Flag Warnings remain in effect for portions of southern CA through this evening.

Lifeline Impacts: *(Region IX Incident Reports)*

Safety and Security:

- Mandatory evacuations:
 - Kincade: **978 (-2,022); Maria: lifted**

Food, Water, Shelter: *(ARC Midnight Shelter Count as of 7:01 am EDT)*

- Shelters:
 - Kincade: **1 (-1) open / 63 (+5) occupants**

Energy: *(As of 6:15 am EDT. Customer outage data is provided by the Department of Energy's EAGLE-I system. Comprehensive National coverage of all electrical service providers is not available.)*

- Statewide: **Minimal outages**

State/Local Response:

- CA EOC at Normal Operations
- Governor declared a state emergency; National Guard activated

FEMA/Federal Response:

- FMAG approved for Maria Fire (11/01)
- Region IX RWC at Steady State, monitoring
 - **IMAT-1, ESFs and LNOs have demobilized**
- ISB/SMT and MERS deployed to CA
- NWC at Steady State, continues to monitor

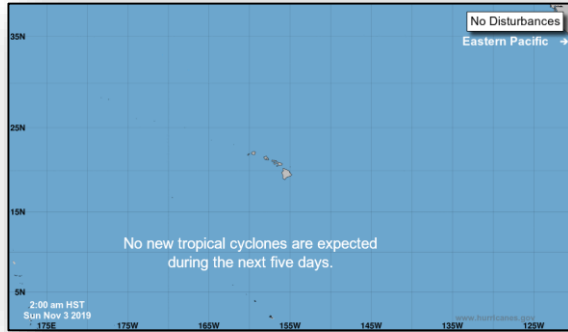
Wildfire Summary



Fire Name (County, ST)	FMAG #	Acres Burned	Percent Contained	Evacuations	Structures (Homes / Other)			Fatalities / Injuries
					Threatened	Damaged	Destroyed	
Kincade (Sonoma, CA) - FINAL	5295-FM-CA	77,758	76% (+6)	M: 978 (-2,022)	H: 350 (-1,150)	H: 35	H: 176 (+1)	F: 0
				V: 0	O: 50 (-60)	O: 24	O: 196 (+11)	I: 4
Maria (Ventura County, CA) - FINAL	5302-FM-CA	9,412	50% (+50)	M: Lifted	H: 0	H: 0	H: 2	F: 0
				V: 0	O: 0	O: 0	O: 0	O: 0

Evacuations: M = Mandatory / V = Voluntary
Structures: H = Homes / O = Other

Tropical Outlook – Five Day



Central Pacific

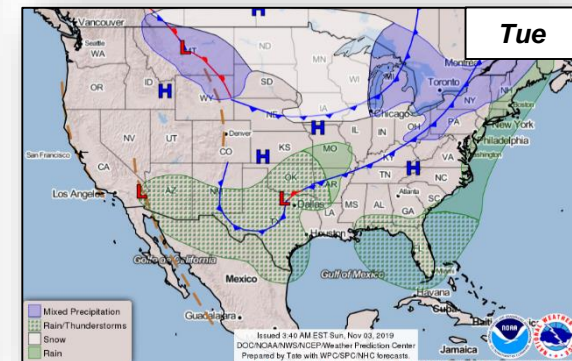
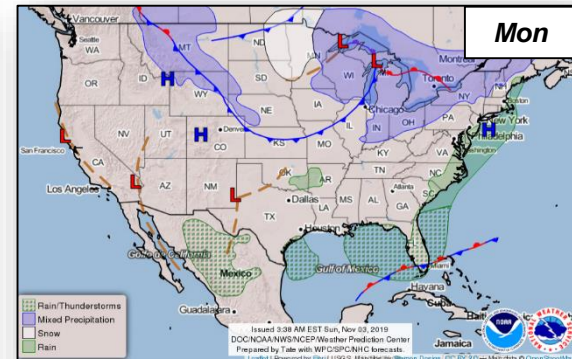
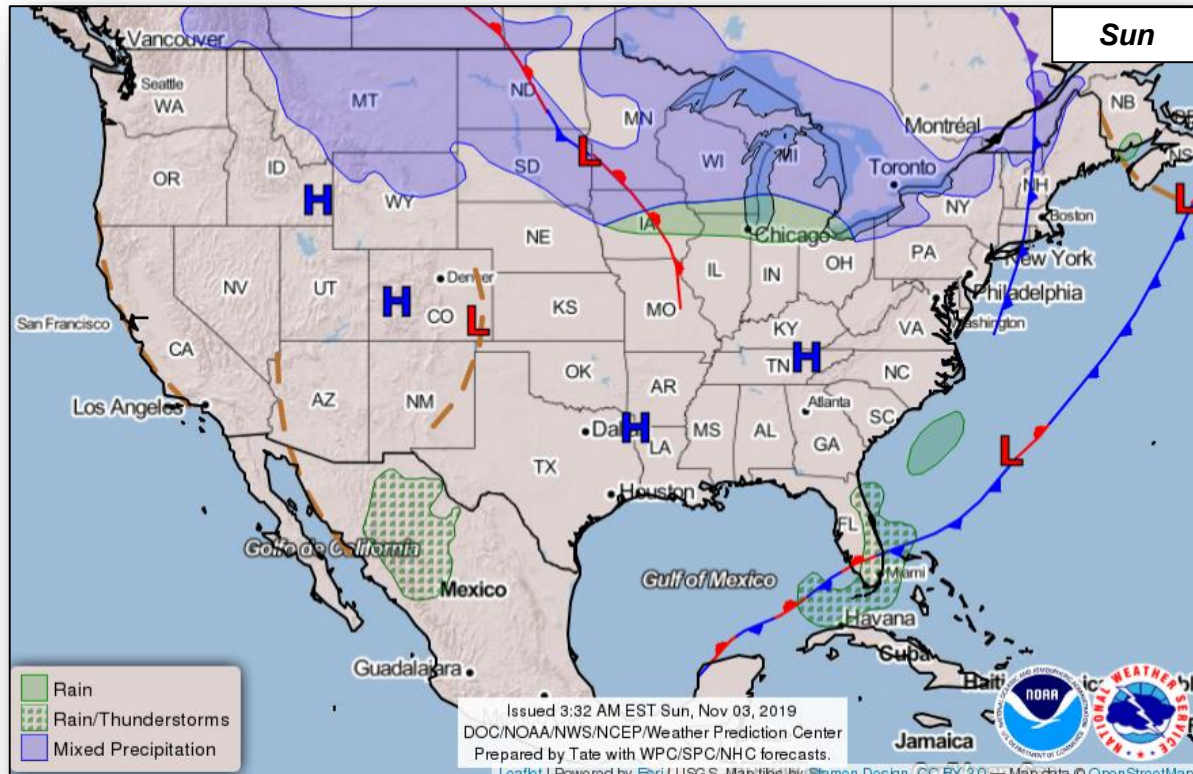


Eastern Pacific

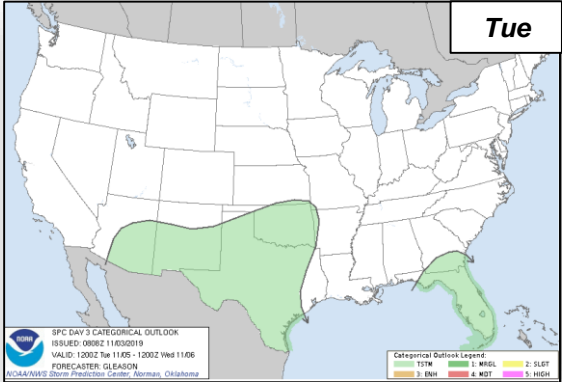
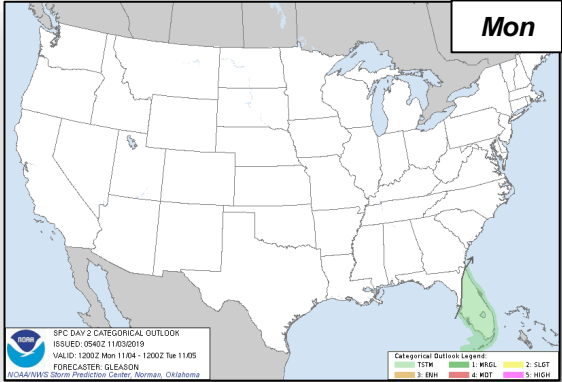
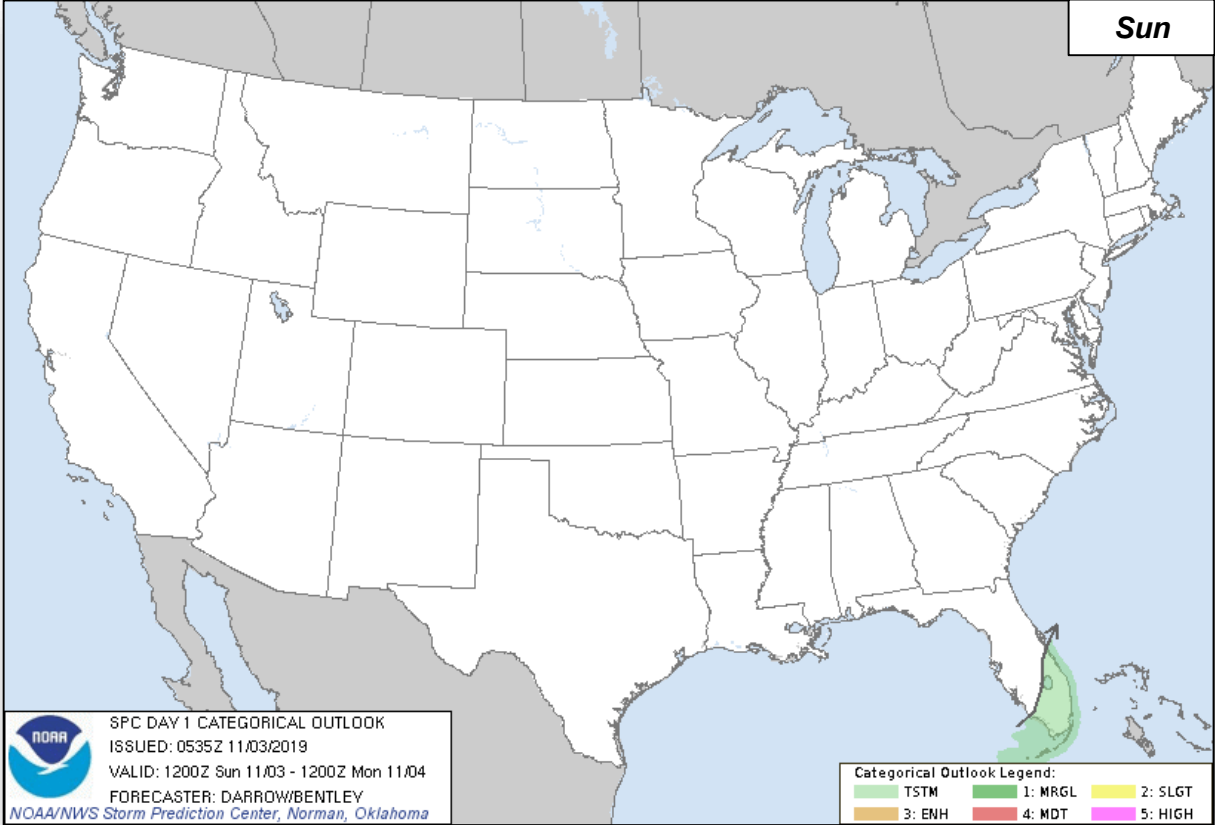


Atlantic

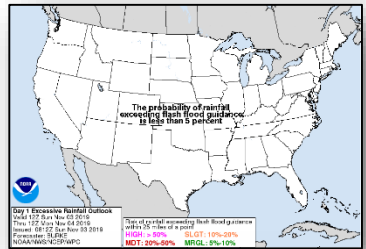
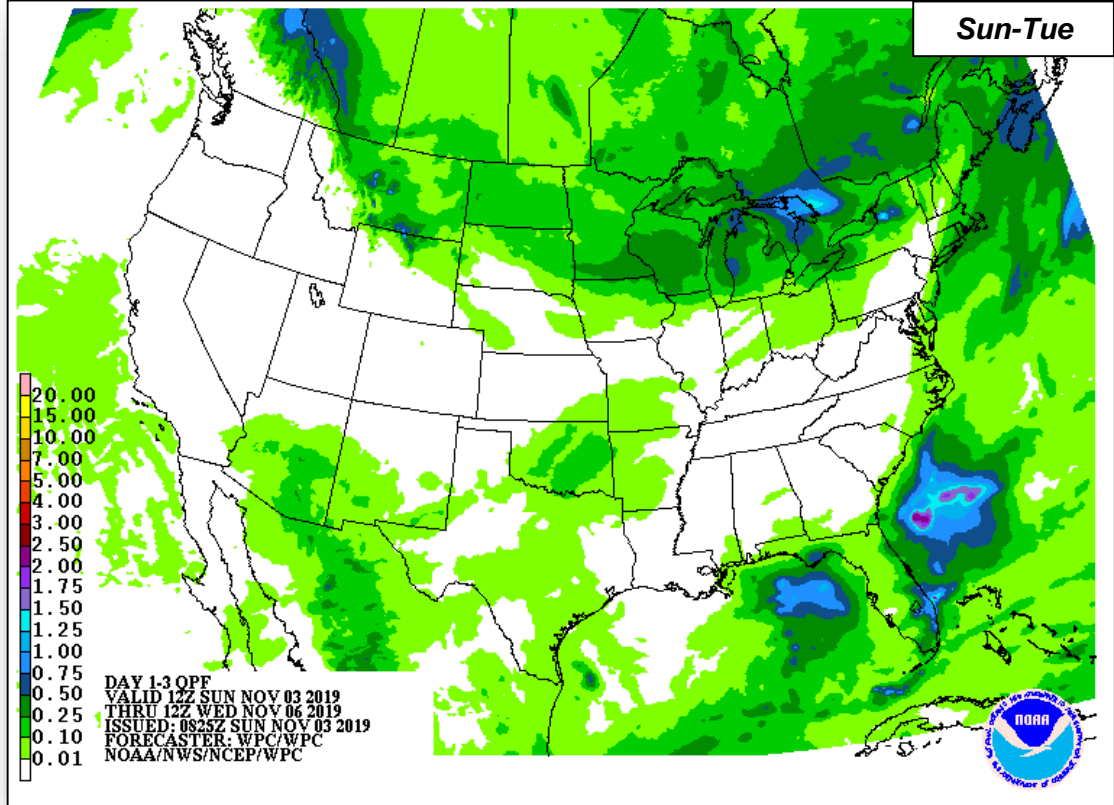
National Weather Forecast



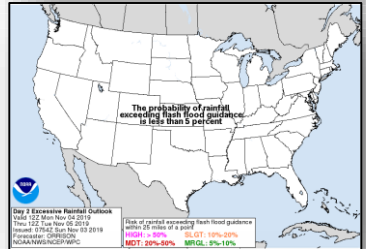
Severe Weather Outlook



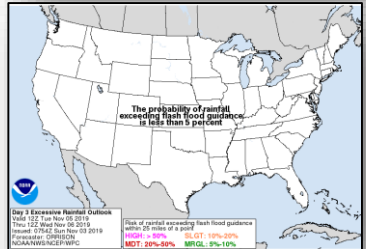
Precipitation & Excessive Rainfall



Sun

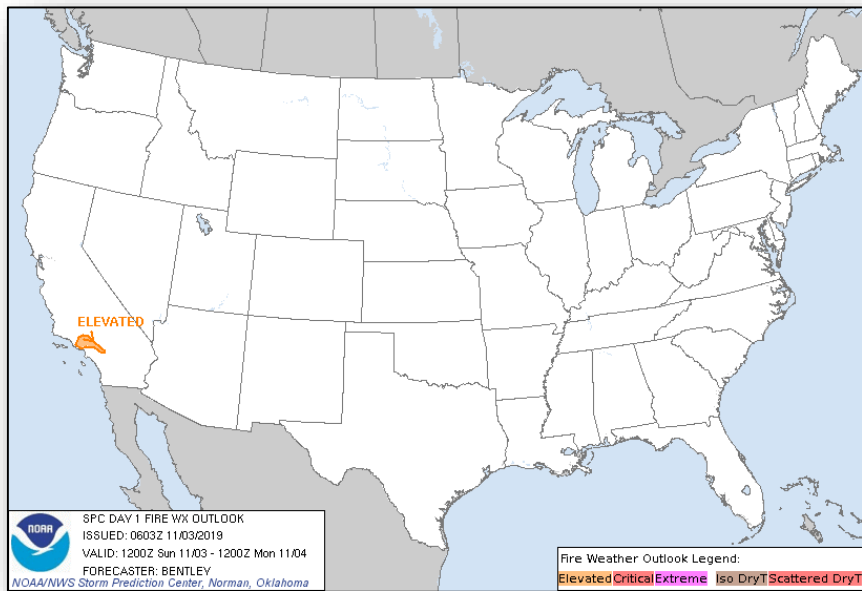


Mon

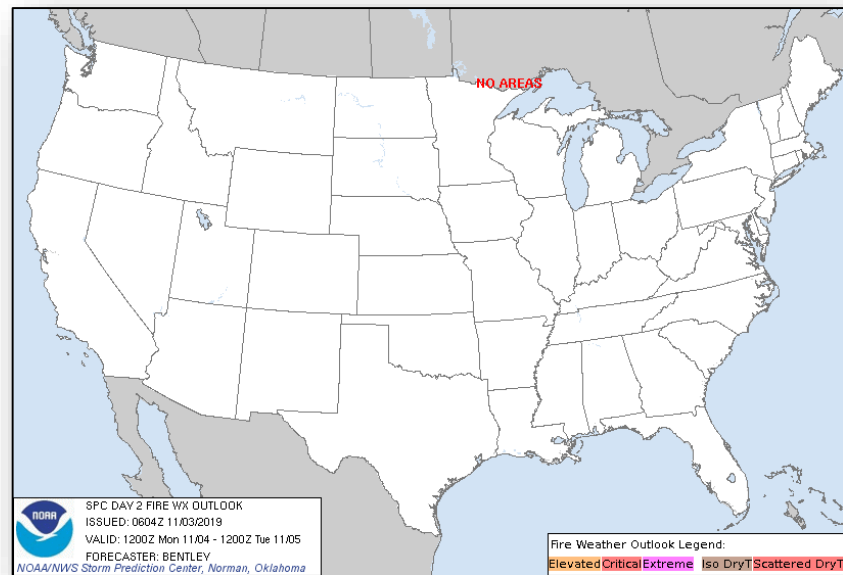


Tue

Fire Weather Outlook

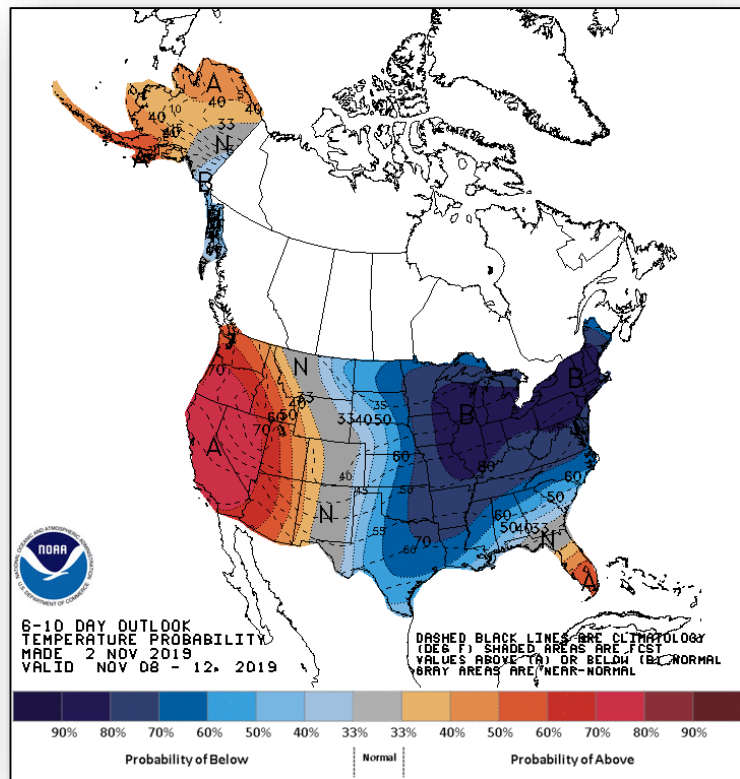


Today

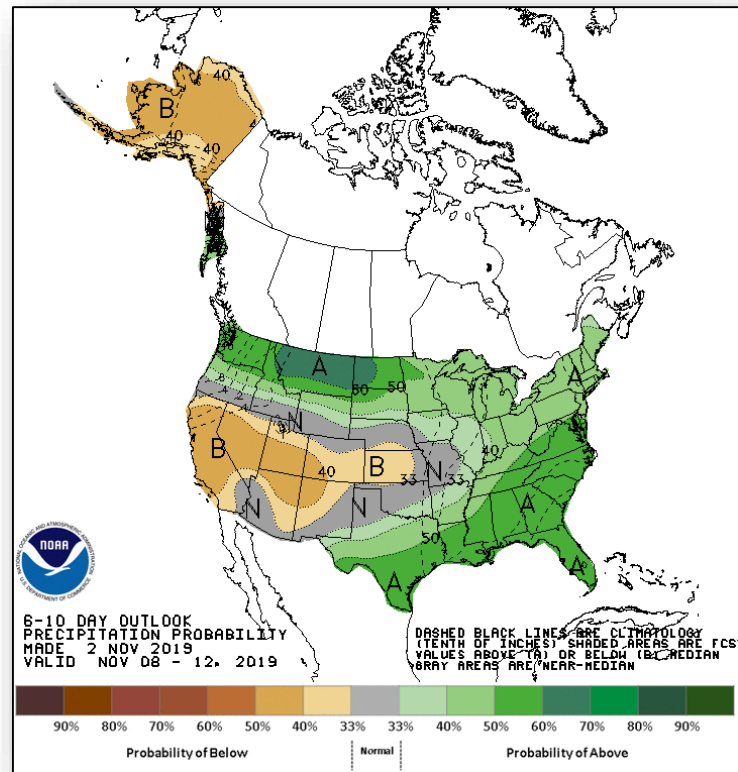


Tomorrow

Long Range Outlooks – Nov 8-12



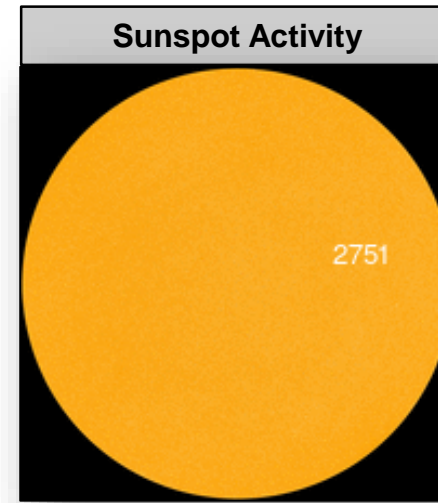

6-10 Day Temperature Probability



6-10 Day Precipitation Probability

Space Weather

	Space Weather Activity	Geomagnetic Storms	Solar Radiation	Radio Blackouts
Past 24 Hours	None	None	None	None
Next 24 Hours	None	None	None	None
For further information on NOAA Space Weather Scales refer to: http://www.swpc.noaa.gov/noaa-scales-explanation				



Joint Preliminary Damage Assessments

Region	State / Location	Event	IA/PA	Number of Counties		Start – End
				Requested	Completed	
I	VT	Severe Flooding Oct 31 – Nov 1, 2019	IA	0	0	N/A
			PA	6	0	11/5 - TBD
VI	TX	Severe Weather and Tornadoes Oct 21	IA	0	0	N/A
			PA	3	2	10/25 – TBD

Declaration Requests in Process – 2



State / Tribe / Territory – Incident Description	Type	IA	PA	HM	Requested
NE - Severe Storms, Straight-line Winds, Tornadoes, and Flooding	DR	X	X	X	Oct 21
SD - Severe Storms, Tornadoes, and Flooding	DR	X	X	X	Oct 25

FEMA Common Operating Picture



FEMA HQ

NWC

Monitoring

NRCC

GOLD

FEDERAL REGIONS

WATCH

Monitoring

RRCC

I

Rostered

Monitoring

II

Rostered

Monitoring

III

Rostered

Monitoring

IV

Rostered

Monitoring

V

Rostered

Monitoring

VI

Rostered

Monitoring

VII

Rostered

Monitoring

VIII

Rostered

Monitoring

IX

Rostered

Monitoring

X

Rostered

Notes:

CO: Wildfires

TN: Severe Weather

NY: High Winds

ME: Normal Ops

VT: Normal Ops

Major Disasters (DR): 62

Emergency Disasters (EM): 4

JFOs: 19 / VJOs: 8

Staging Area

Declared Country

Fully Activated

Partially Activated

Monitoring

As of 5:00 a.m. EDT November 3, 2019

Created by: FEMA NWC

4418-DR-WA

FCO: Willie G. Nunn

JFO: Camp Murray, WA

4420-DR-NE

4446-DR-PTN

FCO: C. Johnson-Cage

JFO: Lincoln, NE

4463-DR-SD

4440-DR-SD

4448-DR-OST

4467-DR-SD

FCO: James Stephenson

JFO: Sioux Falls, SD

4386-DR-IA

4392-DR-IA

4421-DR-IA

4430-DR-S&FTMI

FCO: Timothy J. Scranton

JFO: Windsor Heights, IA

4451-DR-MO

4435-DR-MO

FCO: Jon Huss

JFO: Jefferson City, MO

4414-DR-MN

4442-DR-MN

FCO: John F. Boyle

4424-DR-OH

4447-DR-OH

4459-DR-WI

FCO: Steven Johnson

4461-DR-IL

FCO: Nancy Casper

VJO: Springfield, IL

RV IMAT

4428-DR-KY

FCO: Allan Jarvis

VJO: Frankfort, KY

4457-DR-NH

4445-DR-VT

4472-DR-MA

4379-DR-MA

4410-DR-CT

FCO: James McPherson

JFO: Williston, VT

4455-DR-WV

FCO: Michael Senycz

JFO: Charleston, WV

4465-DR-NC

4393-DR-NC

4412-DR-NC

FCO: Elizabeth Turner

JFO: Durham, NC

4427-DR-TN

4400-DR-GA

3422-EM-GA

FCO: Manny J. Toro

JFO: Nashville, TN

4464-DR-SC

FCO: Allan Jarvis

JFO: Columbia, SC

4468-DR-FL

4399-DR-FL

FCO: Thomas J. McCool

JFO: Tallahassee, FL

4337-DR-FL

FCO: Gary Stanley

JFO: Orlando, FL

3417-EM-PR

FCO: James N. Russo

VJO: San Juan, PR

4449-DR-KS

FCO: Dan Best

4403-DR-KS

4417-DR-KS

FCO: Heather R. Smith

VJO: Kansas City, MO

4433-DR-GU

FCO: Tracy Haynes

3424-EM-NM

3425-EM-NM

FCO: Teresa Serata

JFO: Salpan, MP

4433-DR-OK

4438-DR-OK

FCO: Gerry Stolar

JFO: Warr Acres, OK

4455-DR-MN

FCO: Benjamin D. Abbott

VJO: Denton, TX

4466-DR-TX

FCO: Jerry S. Thomas

VJO: Austin, TX

RV IMAT-2

4460-DR-AR

4441-DR-AR

FCO: Sandra Esslinger

JFO: Little Rock, AR

4458-DR-LA

4462-DR-LA

FCO: John E. Long

VJO: Baton Rouge, LA

N-IMATS

3 Teams

Red

Blue

Gold

R-IMATS

4 – 6 Teams

I

2

II

III

Reconstituting

IV-1

IV-2

V

IL

VI-1

VI-2

TX

VII

1

VIII

3

IX-1

Reconstituting

IX-2

X

FMC

PMC

NMC

Deployed

Team:	US&R	MERS	FCOs	FDRCS	IM WORKFORCE
Status	>66%	>66%	≤1 Type 1	=2	
Assigned:	28	36	41	12	13,751
Unavailable	0	0	4	0	3,509
Deployed:	0	0	32	10	5,622
Available:	28	36	5	2	4,620 / 34%

IM CADRE AVAILABILITY SUMMARY

Cadres with 25% or Less Availability

EHP 9% (52/570); FL 11% (18/160); IT 23% (140/620); PA 10% (263/2,744); SAF 11% (6/54)



FEMA

**FEMA's mission is helping people
before, during, and after disasters.**

Click [here](#) to subscribe to this briefing.