



# FEMA

## Daily Operations Briefing

Friday, October 4, 2019

8:30 a.m. EDT

# National Current Operations & Monitoring



## Significant Incidents or Threats:

- Critical Fire Weather Conditions – UT, CO and WY

## Tropical Activity:

- Atlantic: Disturbance 1: Low (10%)
- Eastern Pacific: Disturbance 1: Medium (30%); Disturbance 2: Low (10%)
- Central Pacific: No new tropical cyclones expected during the next five days
- Western Pacific: No activity affecting U.S. interests

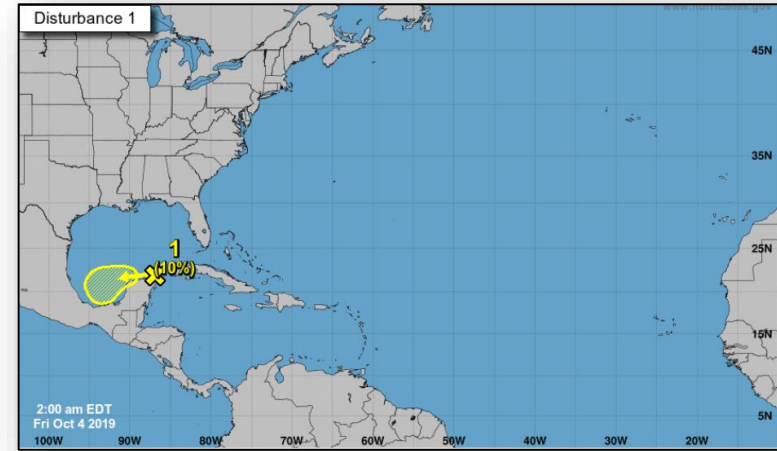
**Declaration Activity:** None

# Tropical Outlook – Atlantic



## Disturbance 1 *(as of 2:00 a.m. EDT)*

- Over Yucatan Peninsula
- Moving W
- Formation chance through 48 hours: Low (near 0%)
- Formation chance through 5 days: Low (10%)



Current Disturbances & 5 Day Cyclone Formation: ✕ < 40% | ✖ 40-60% | ✗ > 60%  
Tropical / Sub-Tropical Cyclone: ○ Depression | ● Storm | ● Hurricane | ⊗ Post-Tropical Cyclone / Remnants

Potential track area: Day 1-3 Day 4-5  
Watches: Hurricane Trop Stm  
Warnings: Hurricane Trop Stm  
Current wind extent: Hurricane Trop Stm

# Tropical Outlook – Eastern Pacific

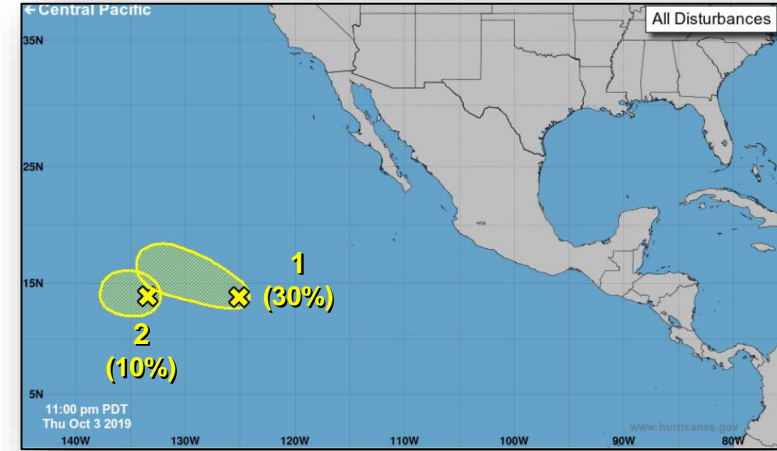


## Disturbance 1 *(as of 2:00 a.m. EDT)*

- 1,200 miles SW of southern tip of Baja California peninsula
- Some development is possible the next day or two
- Formation chance through 48 hours: **Low (20%)**
- Formation chance through 5 days: **Medium (30%)**

## Disturbance 2 *(as of 2:00 a.m. EDT)*

- 1,700 miles WSW of southern tip of Baja California peninsula
- Some development is possible the next day or two
- Formation chance through 48 hours: **Low (10%)**
- Formation chance through 5 days: **Low (10%)**



Current Disturbances & 5 Day Cyclone Formation: < 40% | 40-60% | > 60%

Tropical / Sub-Tropical Cyclone: Depression | Storm | Hurricane | Post-Tropical Cyclone / Remnants

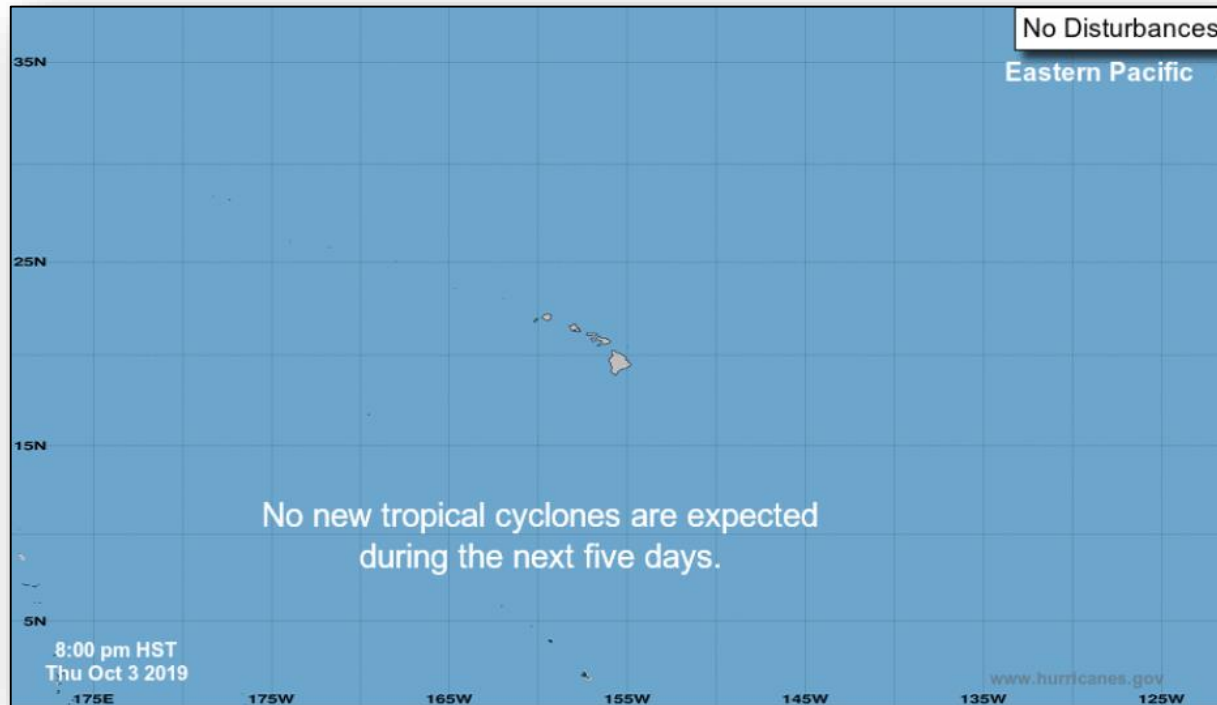
Potential track area: Day 1-3 | Day 4-5

Watches: Hurricane | Trop Stm

Warnings: Hurricane | Trop Stm

Current wind extent: Hurricane | Trop Stm

# Tropical Outlook – Central Pacific



Current Disturbances & 5 Day Cyclone Formation: < 40% | 40-60% | > 60%  
 Tropical / Sub-Tropical Cyclone: Depression | Storm | Hurricane | Post-Tropical Cyclone / Remnants

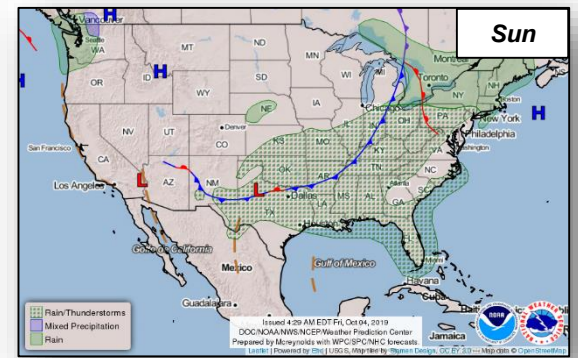
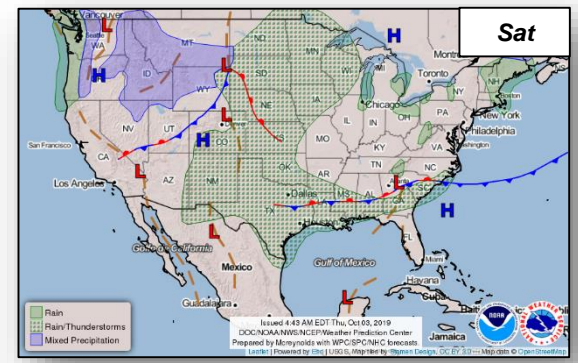
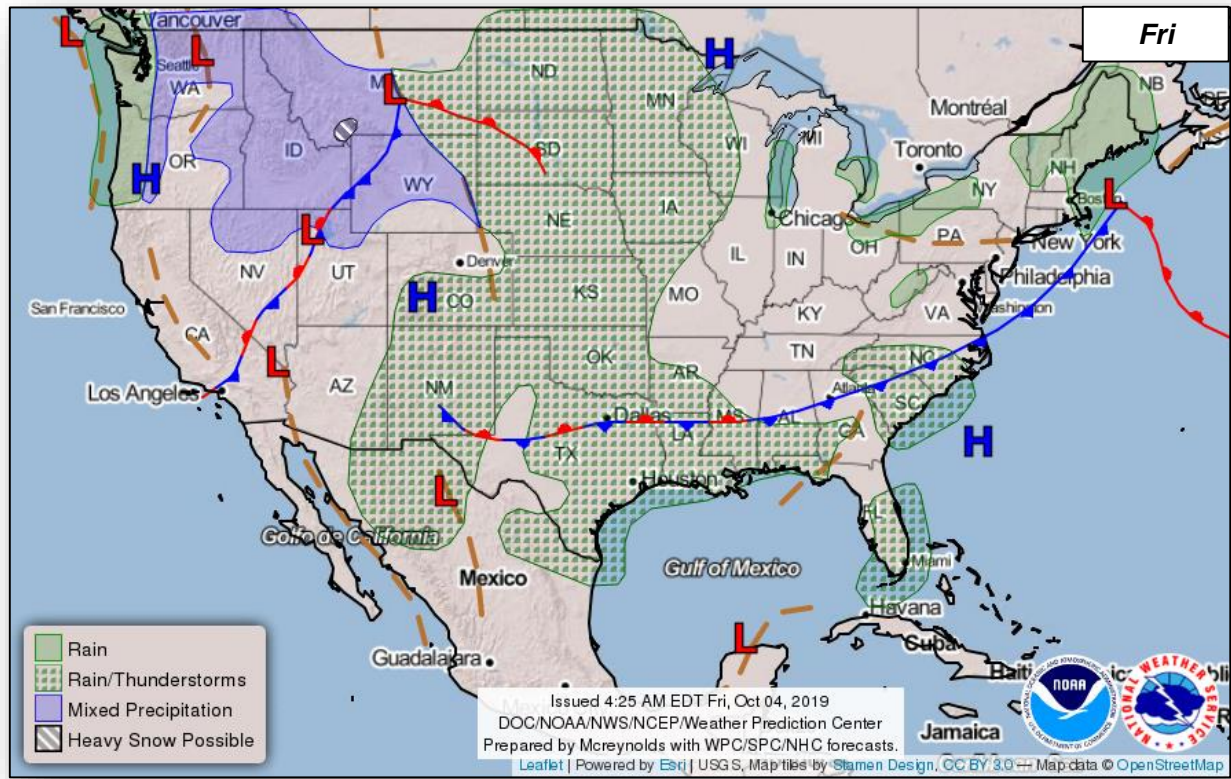
Potential track area:  
 Day 1-3 | Day 4-5

Watches:  
 Hurricane | Trop Stm

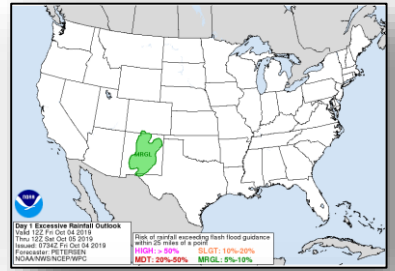
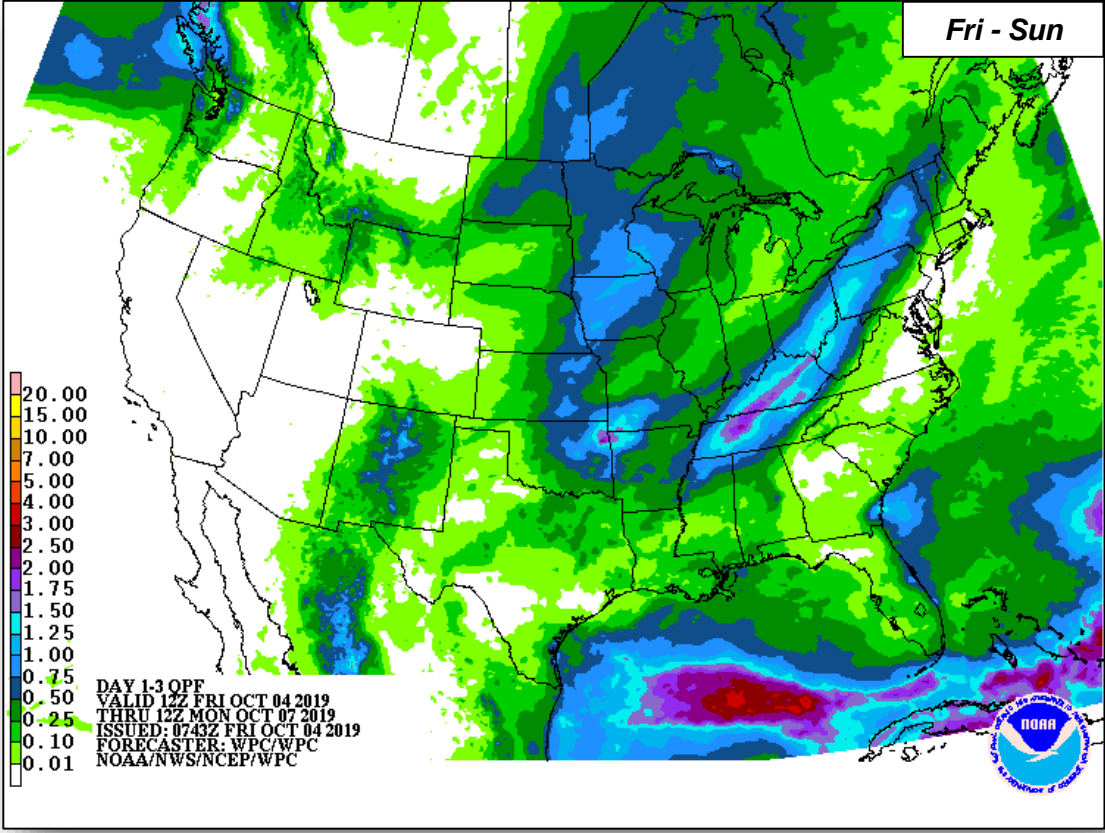
Warnings:  
 Hurricane | Trop Stm

Current wind extent:  
 Hurricane | Trop Stm

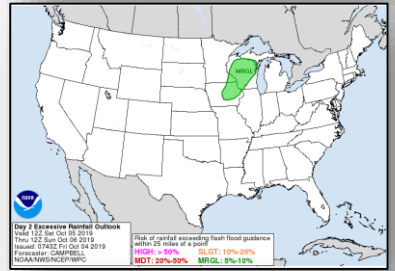
# National Weather Forecast



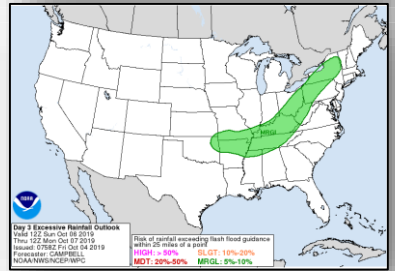
# Precipitation Forecast



*Fri*

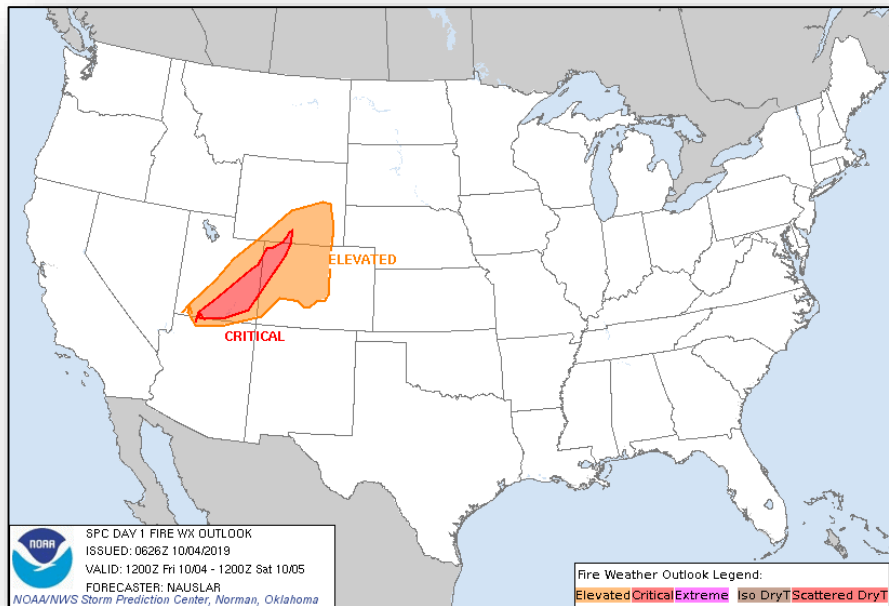


*Sat*

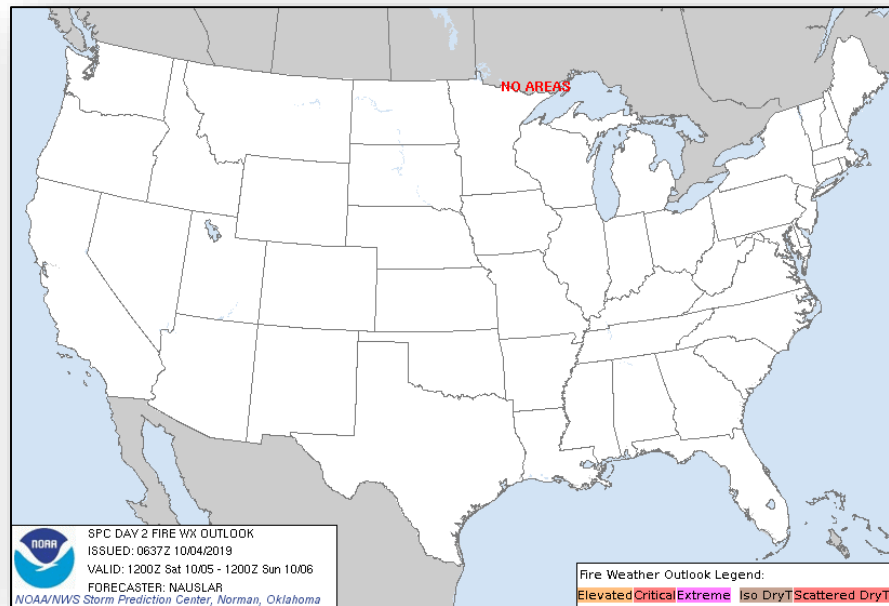


*Sun*

# Fire Weather Outlook



*Today*



*Tomorrow*



# Joint Preliminary Damage Assessments



Region	State / Location	Event	IA/PA	Number of Counties		Start – End
				Requested	Completed	
IV	NC	Tropical Cyclone Dorian Aug 30	IA	4	4	9/19 – 9/27
			PA	26	24	9/10 – TBD
	FL	Tropical Cyclone Dorian Aug 30	IA	0	0	N/A
			PA	18	10	9/9 – TBD
VI	TX	Tropical Storm Imelda Sep 20	IA	12	10	9/23 – TBD
			PA	13	4 (+2)	9/27 – TBD
IX	Colorado River Indian Tribe	Storms Sep 1-2	IA	1	0	10/1 – TBD
			PA	1	0	10/1 – TBD

# Declaration Requests in Process – 5



State / Tribe / Territory – Incident Description	Type	IA	PA	HM	Requested
<b>SD (+2 Tribes*)</b> – Severe Storms, Tornadoes, and Flooding	DR		X	X	Aug 19
<b>SD</b> – Severe Storms, Tornadoes, and Flooding	DR		X	X	Sep 10
<b>AR</b> – Severe Storms and Flooding	DR		X	X	Sep 12
<b>NC</b> – Hurricane Dorian	DR	X	X	X	Sep 13
<b>TX</b> – Severe Storms and Flooding remnants of Tropical Storm Imelda	DR	X			Oct 1

*\* Cheyenne River Reservation and the Lower Brule Indian Reservation*

# FEMA Common Operating Picture

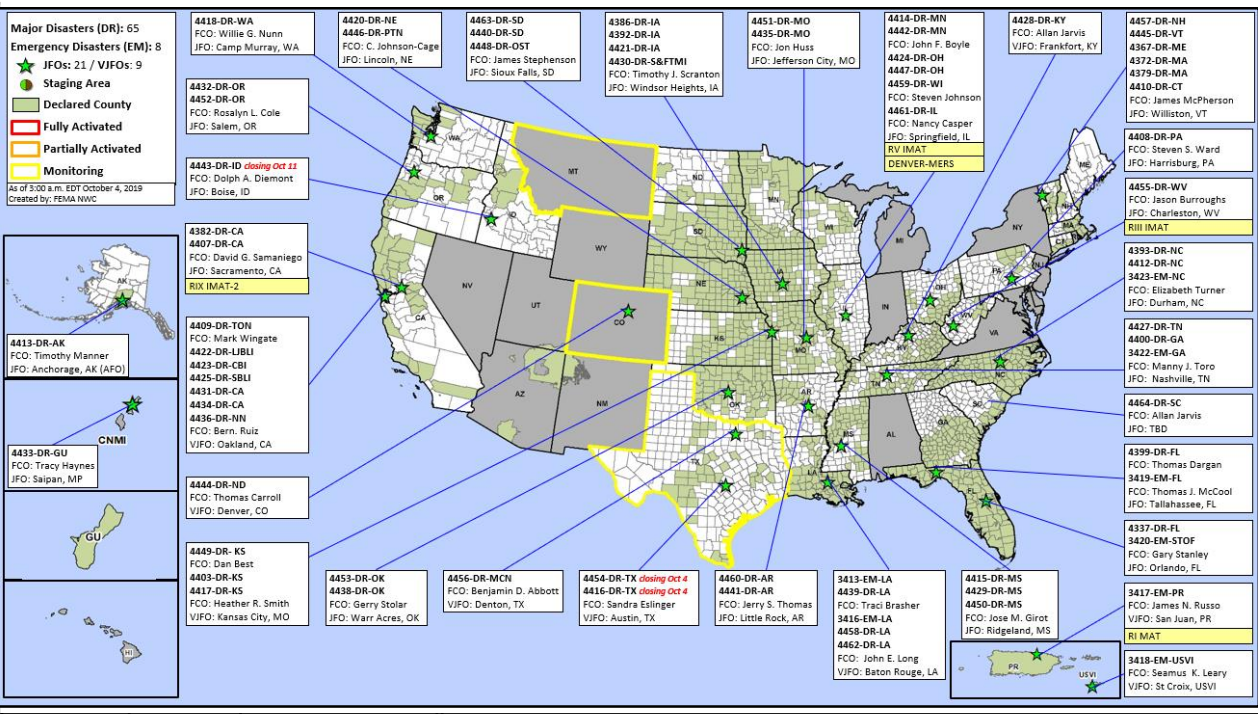


FEMA HQ	
<b>NWC</b>	<b>NRCC</b>
Monitoring	Blue

FEMA REGIONS		
WATCH	RRCC	
Monitoring	I	Rostered
Monitoring	II	Rostered
Monitoring	III	Rostered
Monitoring	IV	Rostered
Monitoring	V	Rostered
Monitoring	VI	Rostered
Monitoring	VII	Rostered
Monitoring	VIII	Rostered
Monitoring	IX	Rostered
Monitoring	X	Rostered

**Notes:**

**TX:** TC Imelda  
**MT:** Snowstorm  
**CO:** Wildfire



N-IMATs	
3 Teams	
E	
W	
C	
R-IMATs	
4-6 Teams	
I	PR
II	
III	WV
IV-1	
IV-2	
V	IL
VI-1	
VI-2	
VII	2
VIII	1
IX-1	
IX-2	CA
X	3
FMC	PMC
NMC	Deployed

Team:	US&R	MERS	FCOs	FDRCCs	IM WORKFORCE
Status	(>66%)	(>66%)	(≤1 Type 1)	(≥3)	
Assigned:	28	36	38	12	13,732 ▼
Unavailable	0	0	1	0	4,039 ▲
Deployed:	0	0	32	8	5,184 ▲
Available:	28	36	5	4	4,509 / 33% ▲

IM CADRE AVAILABILITY SUMMARY	
Cadres with 25% or Less Availability	
EHP 10% (59/564); ER 21% (15/73); FL 17% (27/158); FM 25% (70/283); PA- NEW 11% (290/2,706); PLAN 23% (92/398); SAF 16% (9/55)	



# FEMA

**FEMA's mission is helping people before, during, and after disasters.**

*Click [here](#) to subscribe to this briefing.*