



FEMA

Daily Operations Briefing

Thursday, August 15, 2019

8:30 a.m. EDT

National Current Operations & Monitoring



FEMA

Significant Incidents or Threats:

- Severe thunderstorms – Central and Northern Plains
- Heavy rain and flash flooding possible for portions Central Plains

Tropical Activity:

- Atlantic: No new tropical cyclones expected in the next five days
- Eastern Pacific:
 - Disturbance 1: Low (10%)
 - Disturbance 2: Low (30%)
- Central Pacific: Disturbance 1: Low (20%)
- Western Pacific: No activity affecting U.S. interests

Declaration Activity:

- One amendment

Tropical Outlook – Atlantic



FEMA



Current Disturbances & 5 Day Cyclone Formation: ✕ < 40% ✕ 40-60% ✕ > 60%
Tropical / Sub-Tropical Cyclone: ○ Depression | ● Storm | ● Hurricane | ● Post-Tropical Cyclone / Remnants

Potential track area: Day 1-3 Day 4-5
Watches: Hurricane Trop Stm
Warnings: Hurricane Trop Stm
Current wind extent: Hurricane Trop Stm

Tropical Outlook – Eastern Pacific



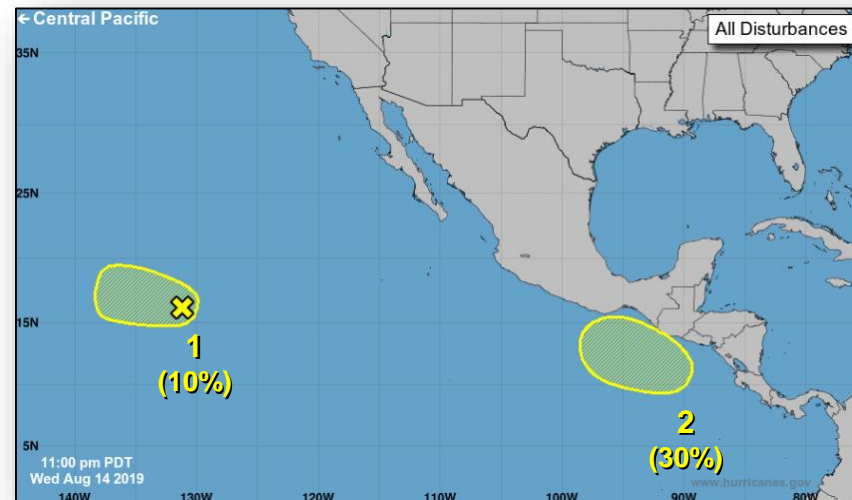
FEMA

Disturbance 1 *(as of 8:00 a.m. EDT)*

- 1,500 miles WSW of the southern tip of the Baja California Peninsula, Mexico
- Moving W at 10-15 mph
- Formation chance through 48 hours: Low (10%)
- Formation chance through 5 days: Low (10%)

Disturbance 2 *(as of 8:00 a.m. EDT)*

- Forecast to form S or SE of the Mexico coast this week
- Formation chance through 48 hours: Low (near 0%)
- Formation chance through 5 days: Low (30%)



Current Disturbances & 5 Day Cyclone Formation: ✕ < 40% | ✕ 40-60% | ✕ > 60%
Tropical / Sub-Tropical Cyclone: ○ Depression | ● Storm | ● Hurricane | ● Post-Tropical Cyclone / Remnants

Potential track area: Day 1-3 Day 4-5
Watches: Hurricane Trop Stm
Warnings: Hurricane Trop Stm
Current wind extent: Hurricane Trop Stm

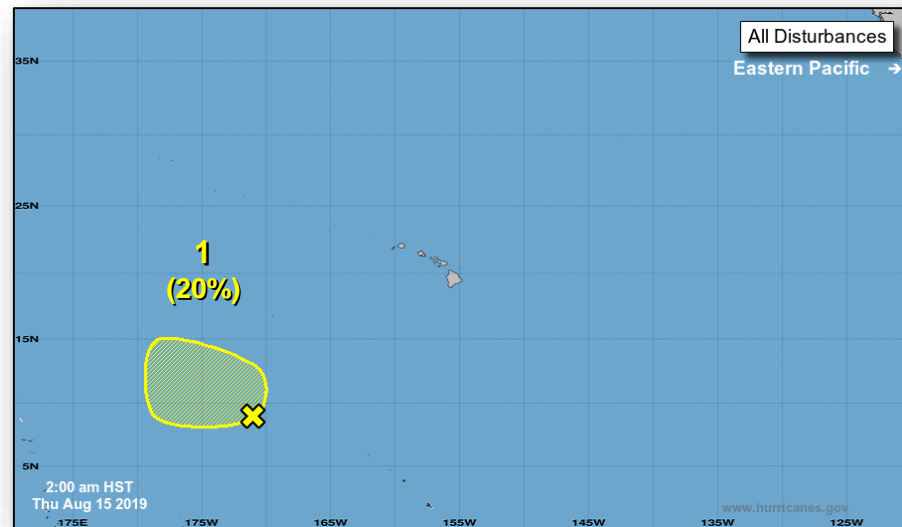
Tropical Outlook – Central Pacific



FEMA

Disturbance 1 *(as of 8:00 a.m. EDT)*

- 1,200 miles SW of Oahu
- Moving WNW at 10 mph
- Formation chance through 48 hours: Low (20%)
- Formation chance through 5 days: Low (20%)



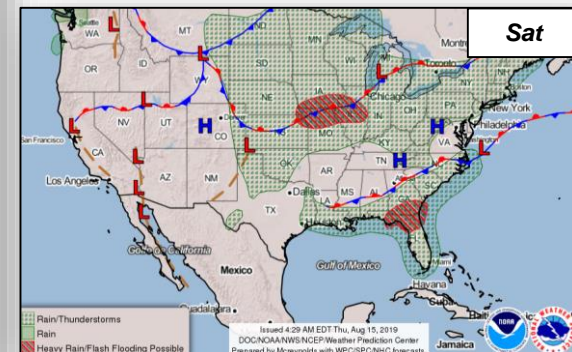
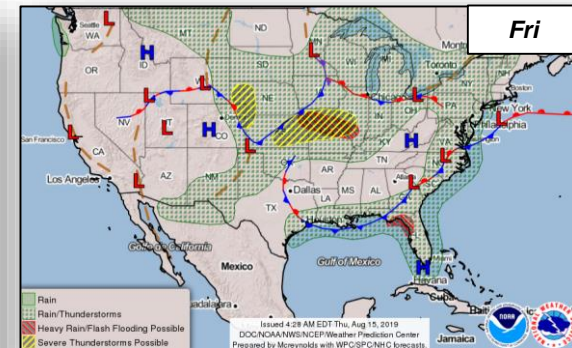
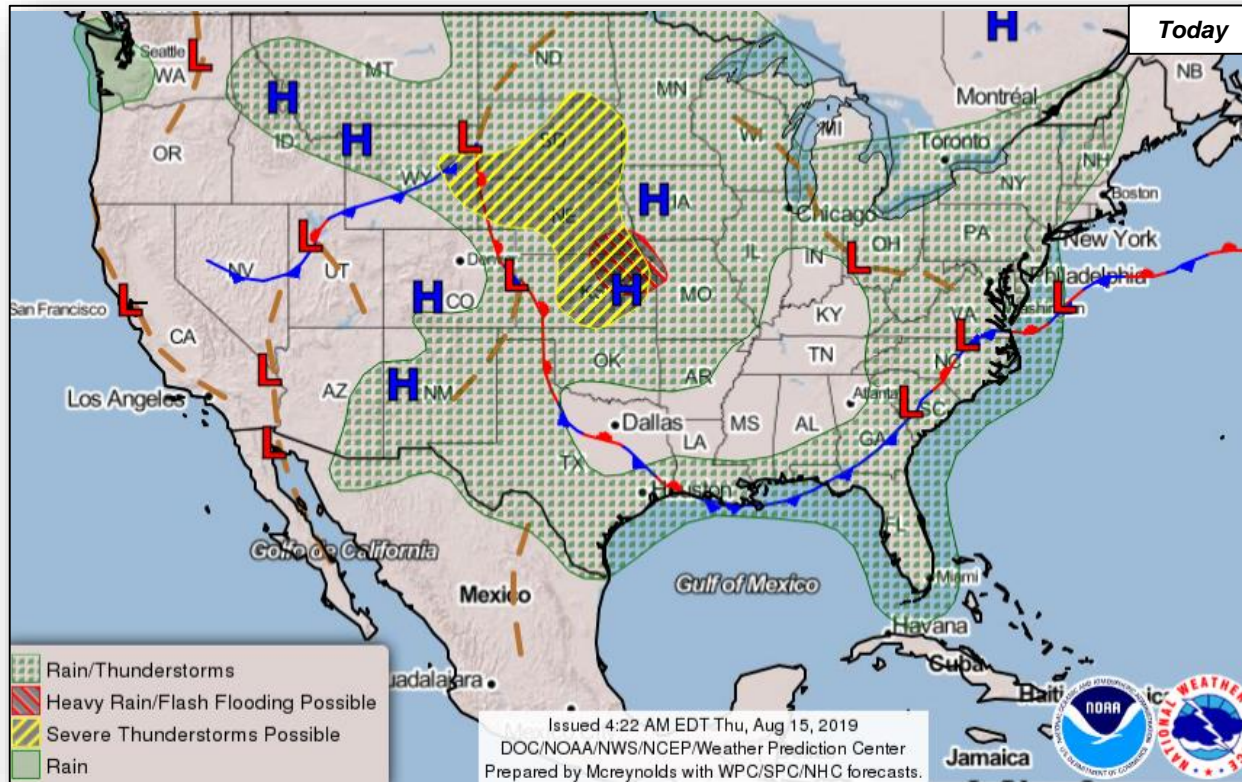
Current Disturbances & 5 Day Cyclone Formation: < 40% | 40-60% | > 60%
Tropical / Sub-Tropical Cyclone: Depression | Storm | Hurricane | Post-Tropical Cyclone / Remnants

Potential track area: Day 1-3 | Day 4-5
Watches: Hurricane | Trop Stm
Warnings: Hurricane | Trop Stm
Current wind extent: Hurricane | Trop Stm

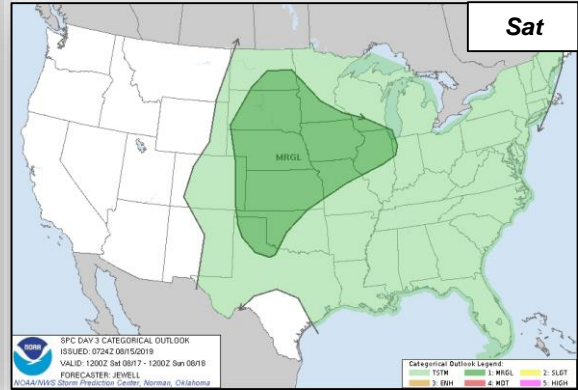
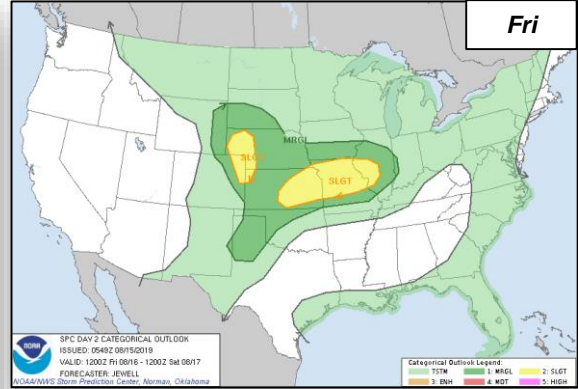
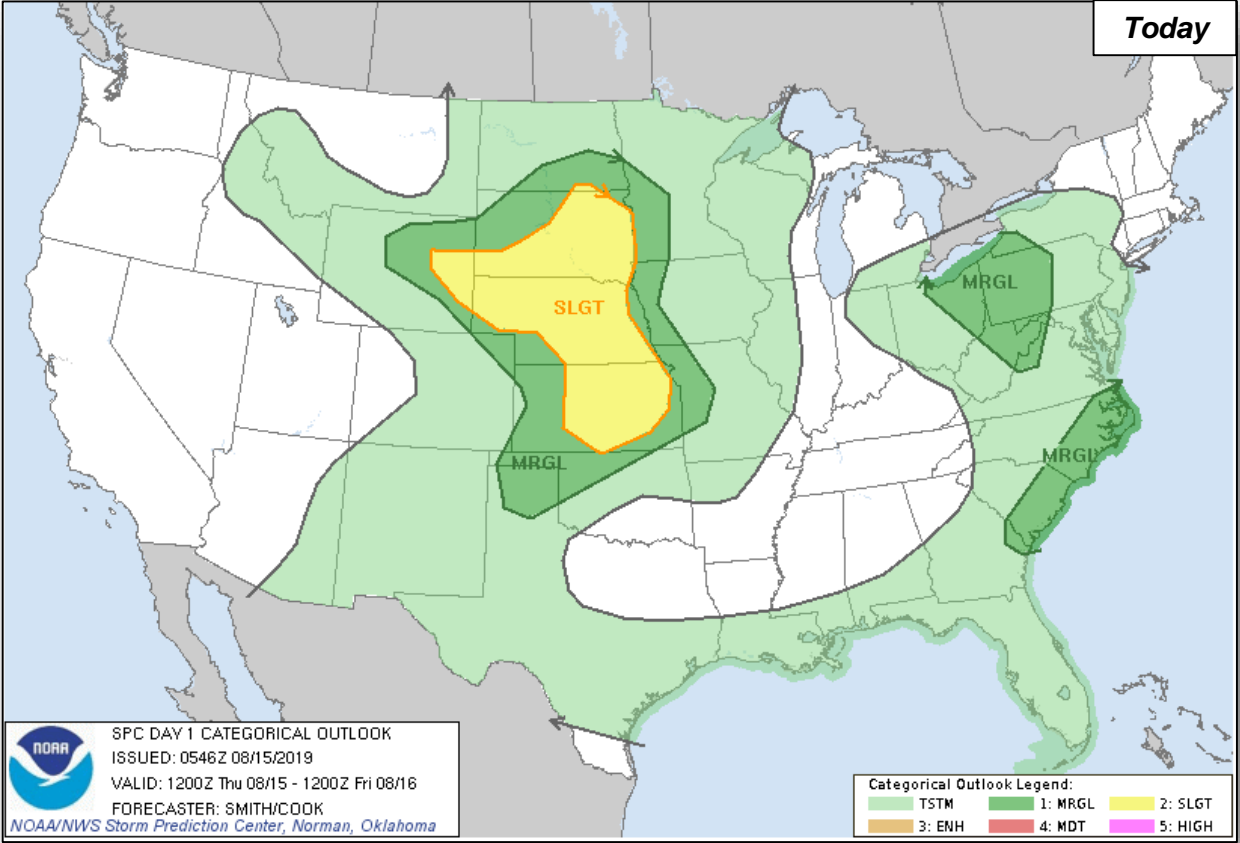
National Weather Forecast



FEMA



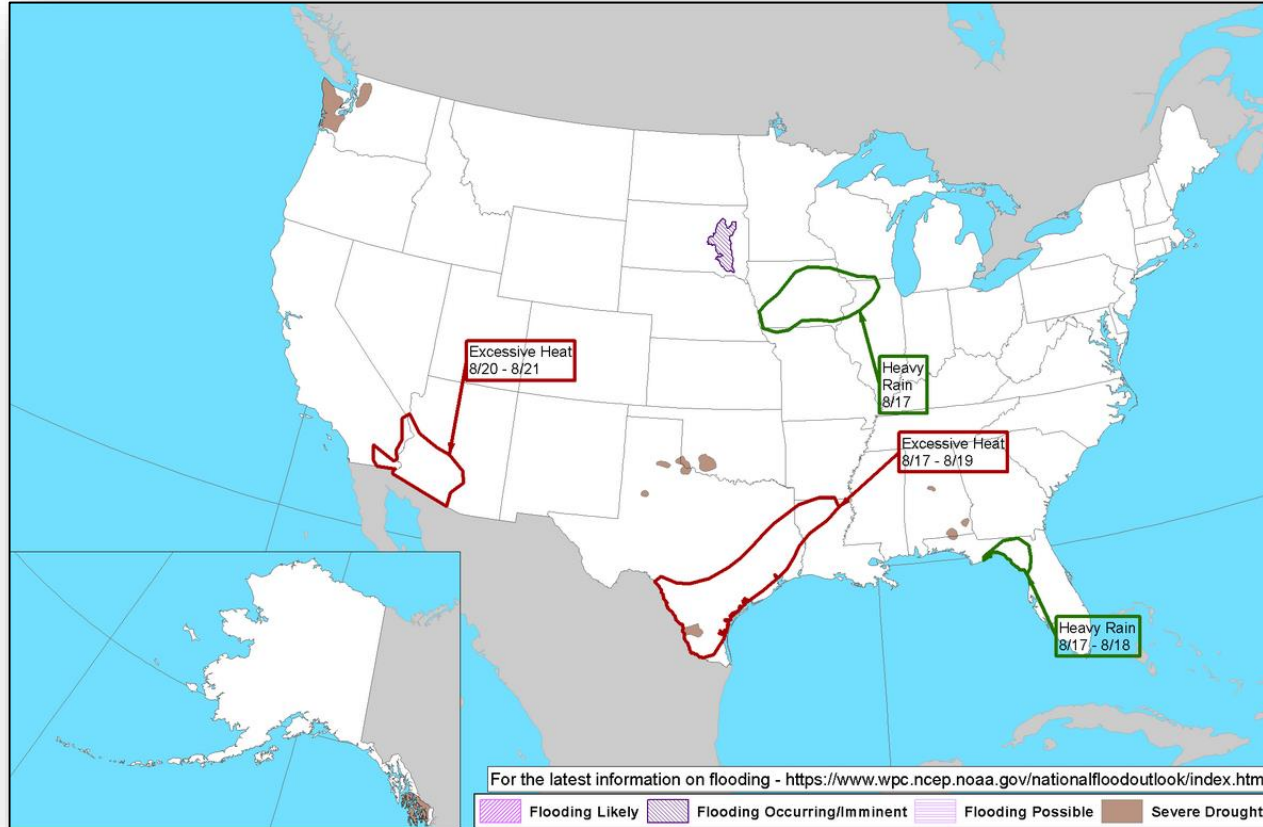
Severe Weather Outlook



Hazards Outlook – Aug 17-21



FEMA





Space Weather



FEMA

	Space Weather Activity	Geomagnetic Storms	Solar Radiation	Radio Blackouts
Past 24 Hours	None	None	None	None
Next 24 Hours	None	None	None	None
For further information on NOAA Space Weather Scales refer to: http://www.swpc.noaa.gov/noaa-scales-explanation				



Joint Preliminary Damage Assessments



FEMA

Region	State / Location	Event	IA/PA	Number of Counties		Start – End
				Requested	Completed	
II	NY	Severe Rain Storm Jun 30	IA	0	0	N/A
			PA	2	0	8/13 – TBD
V	IL	Severe Storms and Flooding Feb 24 – Jul 3	IA	22	5 (+4)	8/12 – TBD
			PA	31	26 (+2)	7/29 – TBD
	WI	Severe Storms, Flooding, Straight-line Winds, & Tornadoes Jul 18-20	IA	0	0	N/A
			PA	18 / 2*	3 (+3)	8/13 – TBD
VI	TX	Severe Storms and Flooding Jun 24-25	IA	0	0	N/A
			PA	3	0	8/12 – TBD
VIII	SD	Spring Flooding Jun 30 – Jul 21	IA	0	0	N/A
			PA	9	0	8/14 – TBD

*Tribal areas within the state of Wisconsin

Declaration Requests in Process – 1



State / Tribe / Territory – Incident Description	Type	IA	PA	HM	Requested
NH – Severe Storms and Flooding	DR		X	X	Aug 8

Declaration Amendments



Declaration	Number	Issued	Action
4449-DR-KS	4	Aug 14	Adds one county for Public Assistance

FEMA Common Operating Picture



FEDERAL EMERGENCY MANAGEMENT AGENCY

FEMA HQ

NWC	NRCC
Monitoring	Level III

FEDERAL EMERGENCY MANAGEMENT AGENCIES

FEMA REGIONS

WATCH	RRCC
Monitoring	I Rostered
Monitoring	II Rostered
Monitoring	III Rostered
Monitoring	IV Rostered
Monitoring	V Rostered
Monitoring	VI Rostered
Monitoring	VII Rostered
Monitoring	VIII Rostered
Monitoring	IX Rostered
Monitoring	X Rostered

Activation Details

NRCC – EX Crimson Contagion

4413-DR-AK
FCO: Timothy Manner
JFO: Anchorage, AK (AFO)

4413-DR-OR
FCO: Rosalyn L. Cole
JFO: Salem, OR

4409-DR-TON
FCO: Mark Wingate
4422-DR-UBU
4423-DR-CBI
4425-DR-SBU
4431-DR-CA
4434-DR-CA
4436-DR-HN
FCO: Bern Ruiz
JFO: Oakland, CA

4433-DR-GU
FCO: Tracy Haynes
JFO: Saipan, MP

4437-DR-MT
FCO: Nathan Knapp
4444-DR-ND
FCO: Thomas Carroll
JFO: Denver, CO

4403-DR-KS
4417-DR-KS
FCO: Heather R. Smith
4435-DR-MO
FCO: Seamus K. Leary
4449-DR-KS
3412-EM-KS
FCO: Jon K. Huss
JFO: Kansas City, MO

4453-DR-OK
4438-DR-OK
FCO: Gerry Stolar
JFO: Warr Acres, OK

4456-DR-MCN
FCO: Benjamin D. Abbott
JFO: TBD

4454-DR-TX
4416-DR-TX
FCO: Sandra Estlinger
JFO: Austin, TX (TRO)

4441-DR-AR
FCO: Jerry S. Thomas
JFO: Little Rock, AR

4454-DR-LA
4439-DR-LA
FCO: Traci Brasher
3416-EM-LA
FCO: John E. Long
JFO: Baton Rouge, LA

4415-DR-MS
4429-DR-MS
4450-DR-MS
FCO: Jose M. Girol
JFO: Rideland, MS

4418-DR-WA
FCO: Willie G. Nunn
JFO: Camp Murray, WA

4443-DR-ID
FCO: Dolph A. Diemont
JFO: Boise, ID

4420-DR-NE
4446-DR-PTN
FCO: C. Johnson-Cage
JFO: Lincoln, NE

4440-DR-SD
4448-DR-OST
FCO: James Stephenson
JFO: Sioux Falls, SD
RVIII IMAT

4386-DR-IA
4392-DR-IA
4421-DR-IA
4430-DR-S&FTMI
FCO: Timothy J. Scranton
JFO: Windsor Heights, IA

4451-DR-MO
FCO: Seamus K. Leary
JFO: Jefferson City, MO

4390-DR-MN
4414-DR-MN
4442-DR-MN
FCO: John F. Boyle
4424-DR-OH
4447-DR-OH
FCO: Steven Johnson
JFO: Columbus, OH

4445-DR-VT
4367-DR-ME
4372-DR-MA
4379-DR-MA
4410-DR-CT
FCO: James McPherson
JFO: Williston, VT

4408-DR-PA
FCO: Steven S. Ward
JFO: Harrisburg, PA

4455-DR-WV
FCO: Jason Burroughs
JFO: TBD
RIII IMAT

4428-DR-KY
FCO: Allan Jarvis
JFO: Frankfort, KY

4393-DR-NC
4412-DR-NC
FCO: Elizabeth Turner
JFO: Durham, NC

4427-DR-TN
4400-DR-GA
FCO: Manny J. Toro
JFO: Nashville, TN

4399-DR-FL
FCO: Thomas Dargan
JFO: Tallahassee, FL

4337-DR-FL
FCO: Gary Stanley
JFO: Orlando, FL

Puerto Rico CAD
RII I/NO; MERS
N-EAST, RV IMAT

Field Office Staging Area

JFOs: 20 / JFOS: 6

DRs: 59

EMs: 4

Deployed Teams

N-IMATs

2 Teams

East	PR (EX)
West	
Crisis	

R-IMATs

4-6 Teams

I	
II	
III	WV
IV-1	
IV-2	
V	PR (EX)
VI-1	
VI-2	TX
VII	
VIII	SD
IX-1	CA
IX-2	
X	

FMC	PMC
NMC	Deployed

As of 8:00 a.m. EDT Aug 15, 2019 Created by: FEMA NWC

Team:	US&R	MERS	FCOs	FDRCS	IM
Status	(>66%)	(>66%)	(≤ 1 Type)	(≤ 1)	WORKFORCE
Assigned:	28	36	38	12	13,624
Unavailable	0	0	1	0 (-1)	3,912
Deployed:	0	0	31	8	6,135
Available:	28	36	6	4 (+1)	3,472 / 25%

IM CADRE AVAILABILITY SUMMARY

Cadres with 25% or Less Availability

DI 17% (13/78); EA 23% (115/497); EHP 5% (28/540); ER 10% (7/67); FL 11% (16/152); FM 18% (52/283); HM 14% (173/1196); HR 14% (32/226); IT 16% (102/653); LOG 22% (288/1332); OPS 21% (60/282); PA 8% (199/2609); PLAN 10% (42/402); SAF 3% (2/58); SEC 12% (14/118)



FEMA

**FEMA's mission is helping people
before, during, and after disasters.**

Click [here](#) to subscribe to this briefing.