



# FEMA

## Daily Operations Briefing

Monday, August 5, 2019

8:30 a.m. EDT

# National Current Operations & Monitoring



FEMA

## Significant Incidents or Threats:

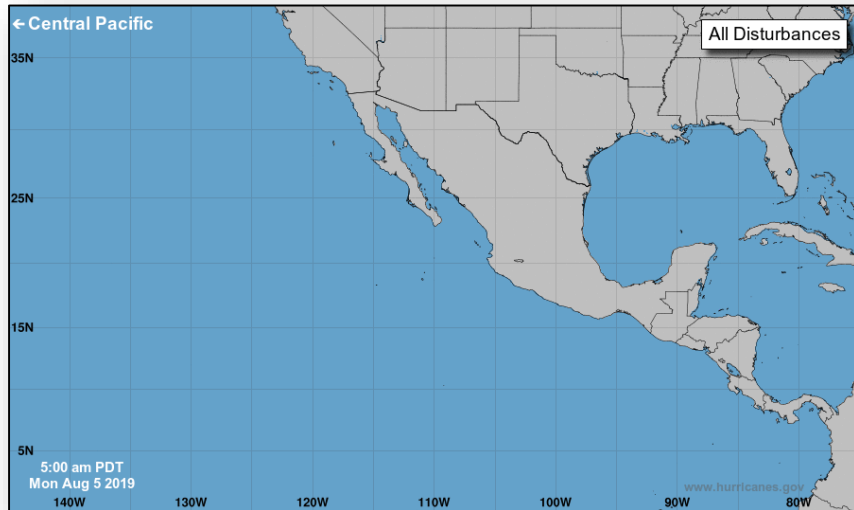
- Severe thunderstorms possible – Central/Northern Plains to Great Lakes

## Tropical Activity:

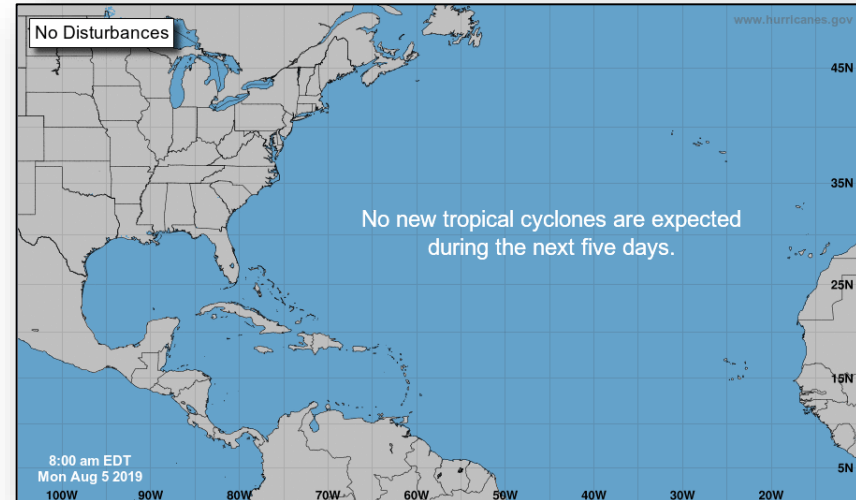
- Atlantic: No new tropical cyclones are expected in the next five days
- Eastern Pacific: No new tropical cyclones are expected in the next five days
- Central Pacific: Tropical Depression Flossie
- Western Pacific: No activity affecting U.S. interests

Declaration Activity: None

# Tropical Outlook – Five Day



***Eastern Pacific***



***Atlantic***

Current Disturbances & 5 Day Cyclone Formation: ✘ < 40% | ✘ 40-60% | ✘ > 60%  
 Tropical / Sub-Tropical Cyclone: ○ Depression | ● Storm | ● Hurricane | ⊗ Post-Tropical Cyclone / Remnants

Potential track area: Day 1-3 | Day 4-5 | Watches: Hurricane | Trop Stm | Warnings: Hurricane | Trop Stm | Current wind extent: Hurricane | Trop Stm

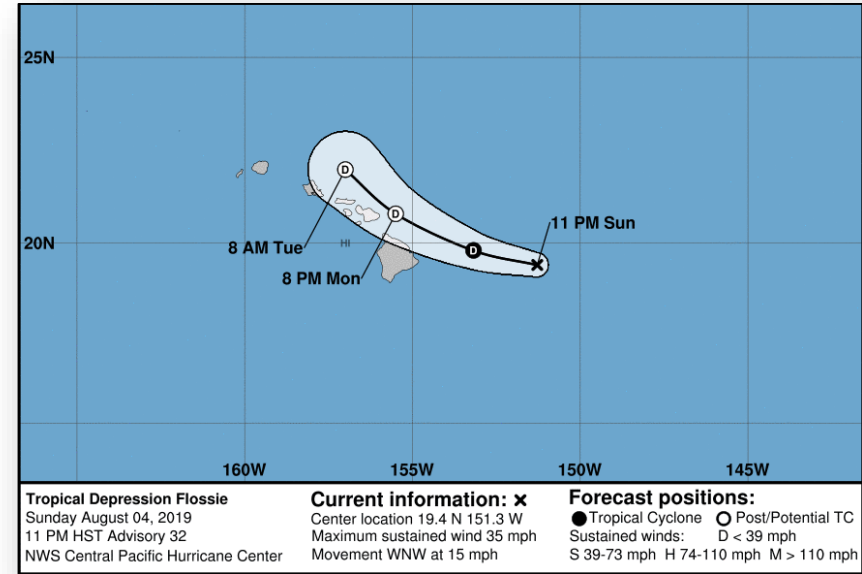
# Tropical Outlook – Central Pacific



FEMA

## Tropical Depression Flossie *(Advisory #32 as of 5:00 a.m. EDT)*

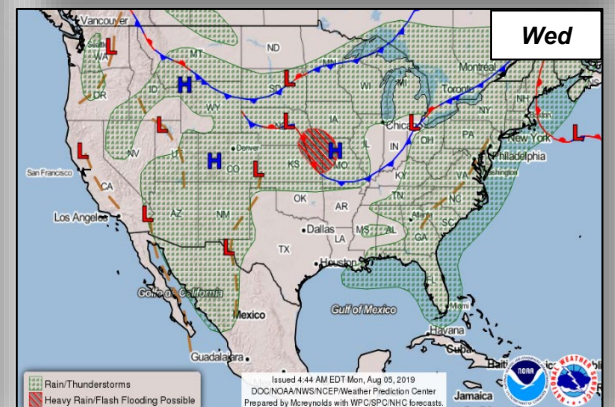
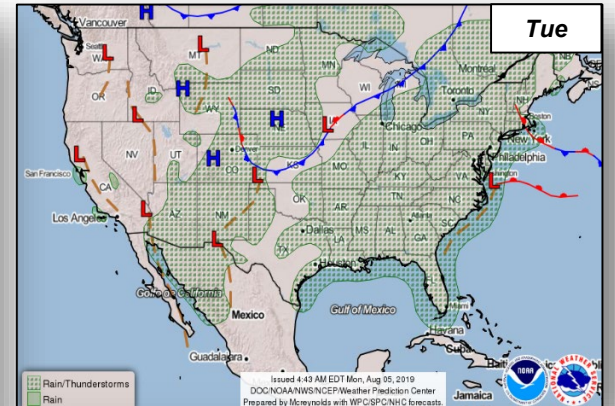
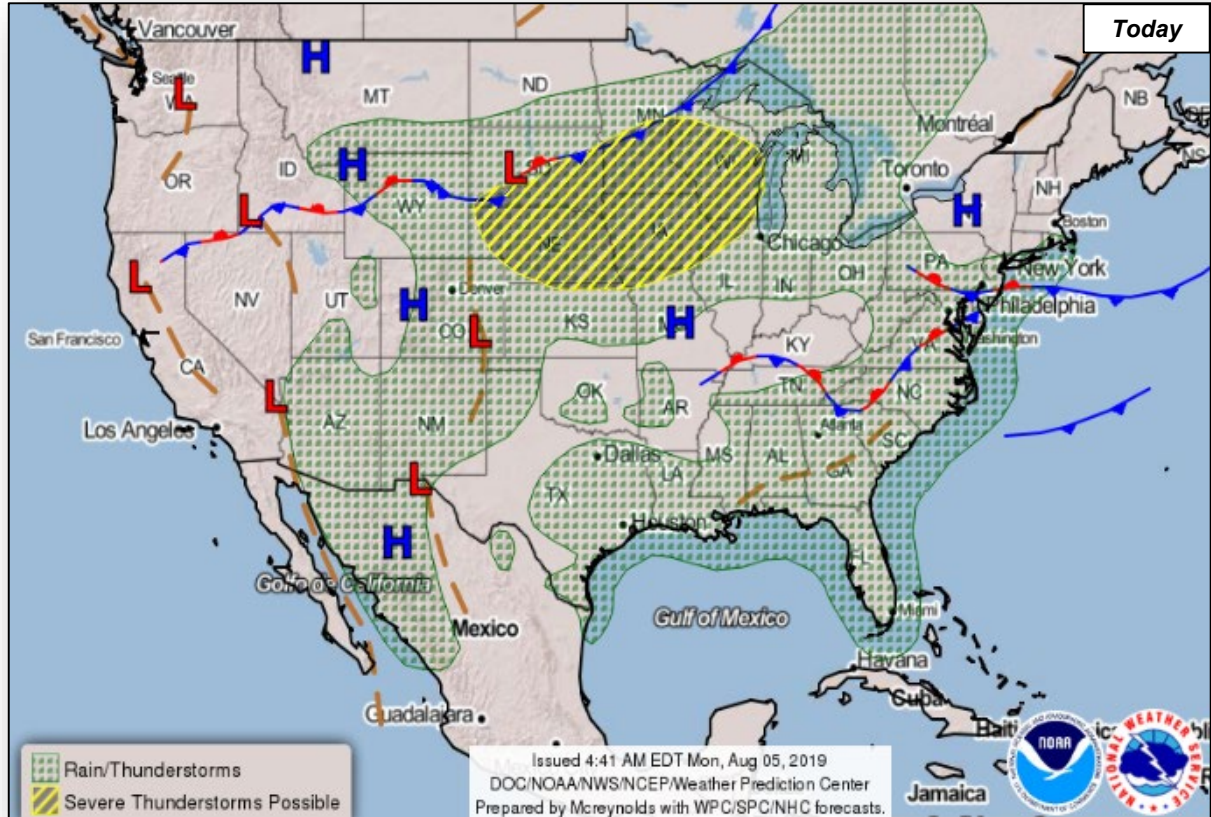
- 250 miles E of Hilo, Hawaii
- Moving WNW at 15 mph
- Maximum sustained winds 35 mph
- Expected to become a post-tropical remnant low today or tonight
- Heavy rainfall is possible over portions of the main Hawaiian islands; total rainfall amounts of 1-4 inches are expected, with localized higher amounts possible



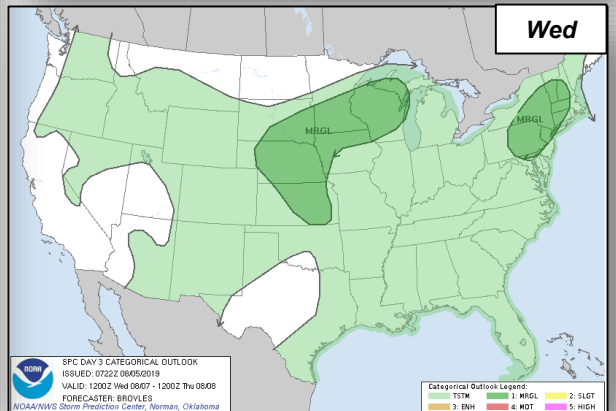
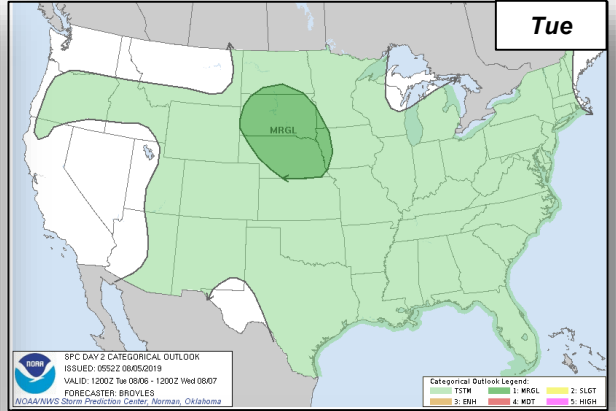
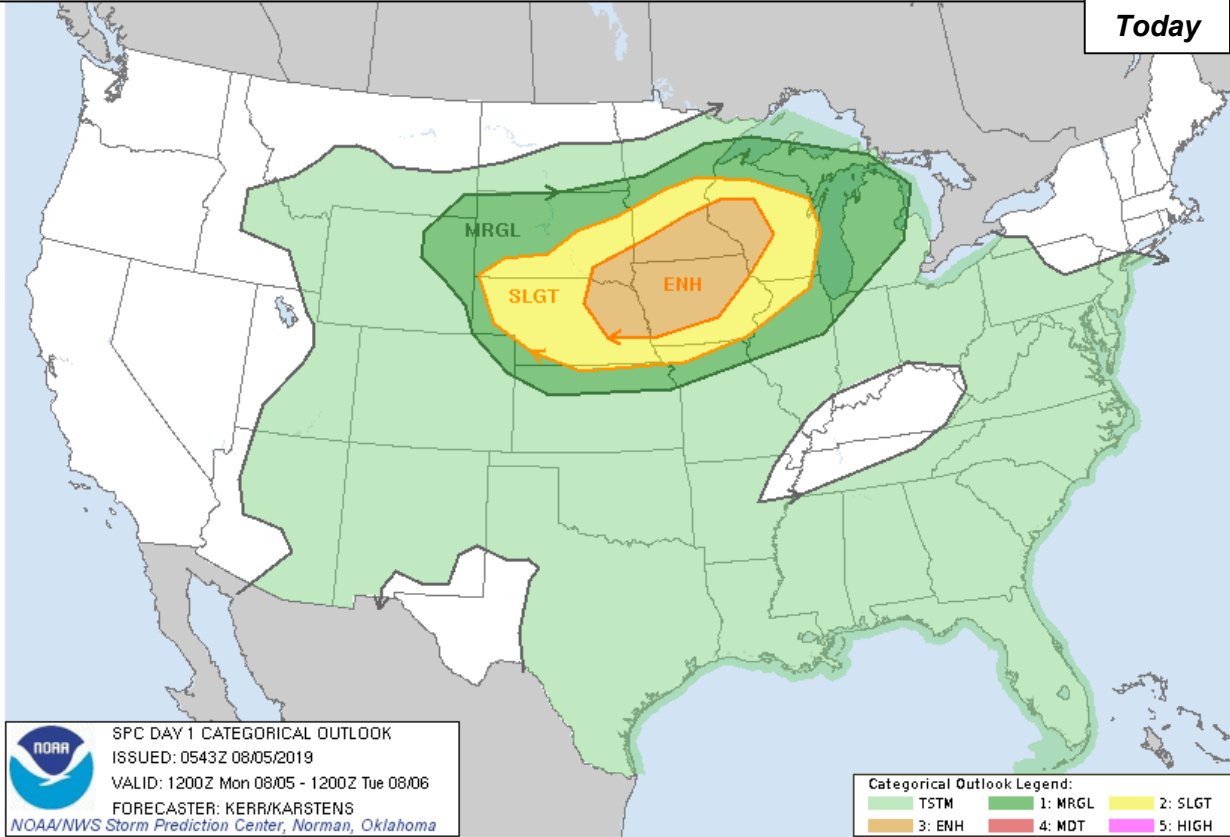
Current Disturbances & 5 Day Cyclone Formation: ✕ < 40% | ✖ 40-60% | ✗ > 60%  
 Tropical / Sub-Tropical Cyclone: ○ Depression | ● Storm | ● Hurricane | ⊗ Post-Tropical Cyclone / Remnants

Potential track area: Day 1-3 Day 4-5  
 Watches: Hurricane Trop Stm  
 Warnings: Hurricane Trop Stm  
 Current wind extent: Hurricane Trop Stm

# National Weather Forecast



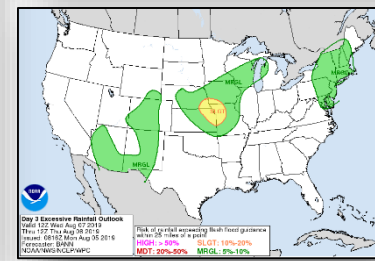
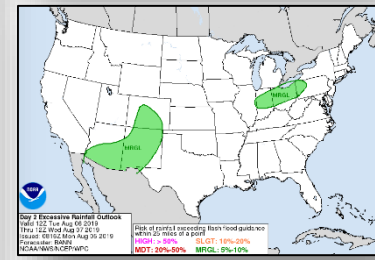
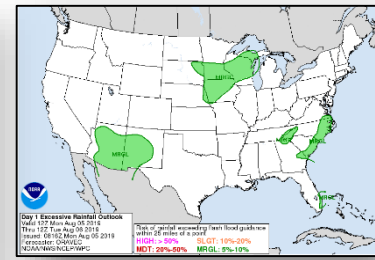
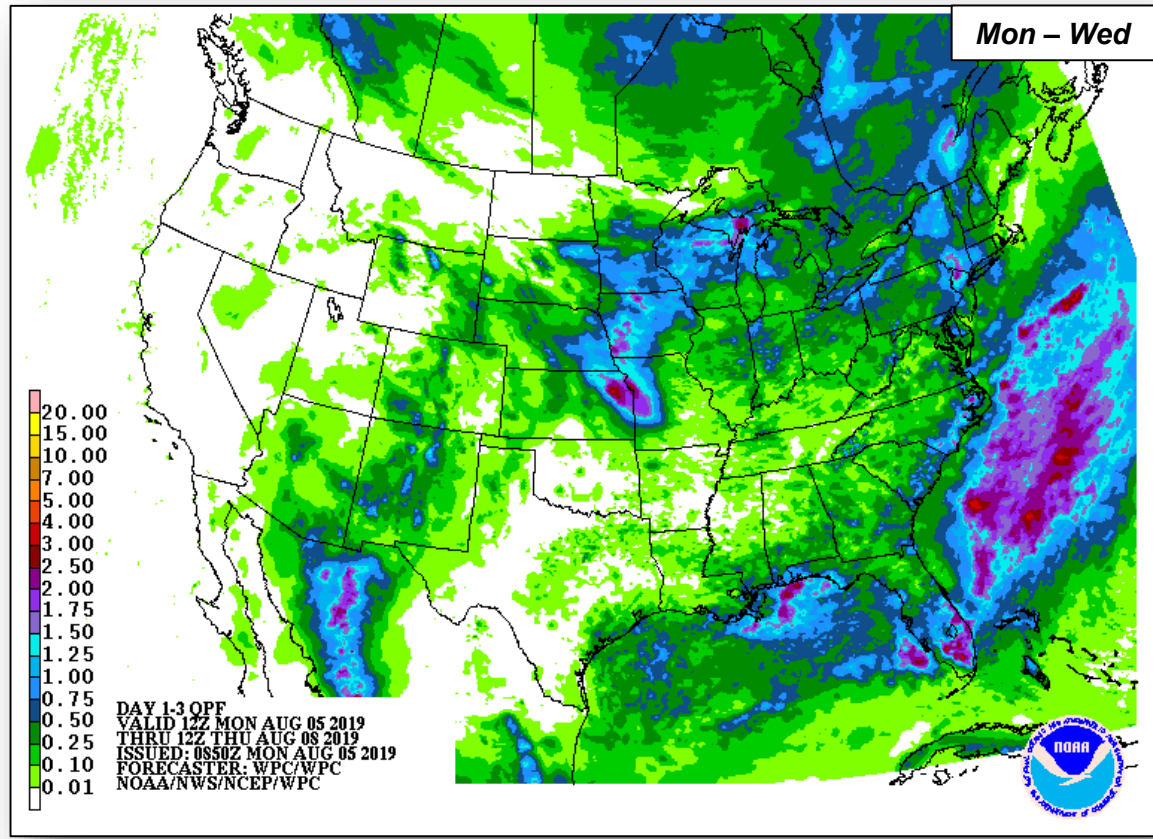
# Severe Weather Outlook



# Precipitation Forecast



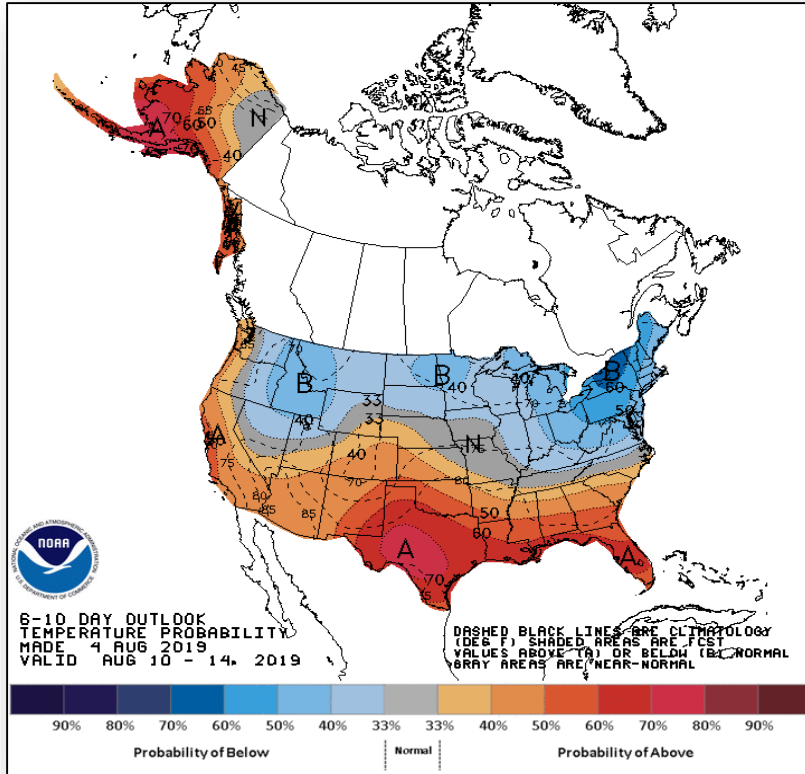
FEMA



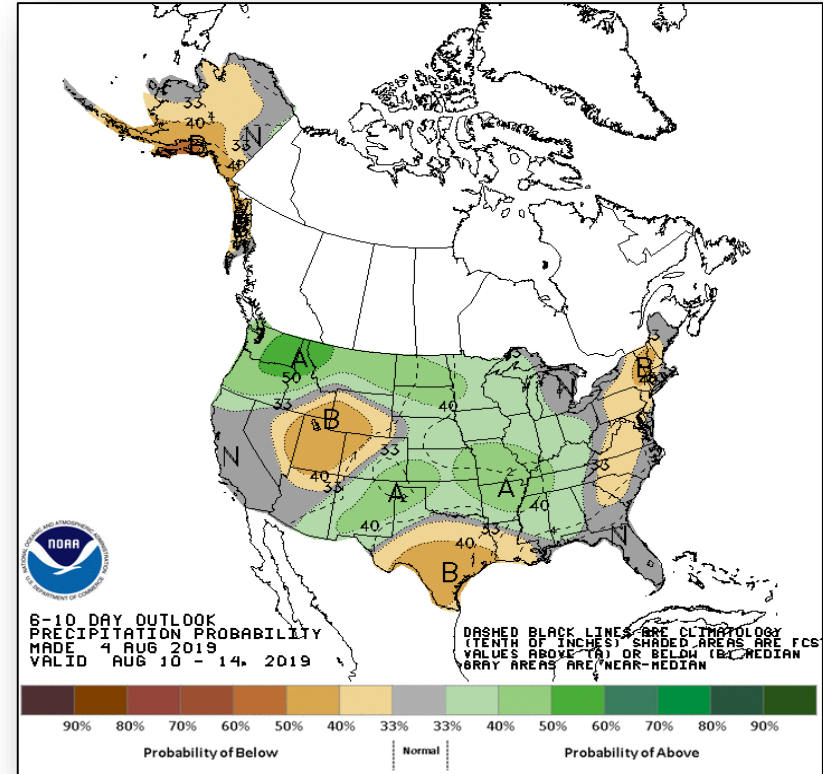
# Long Range Outlooks – Aug 10-14



FEMA



**6-10 Day Temperature Probability**



**6-10 Day Precipitation Probability**



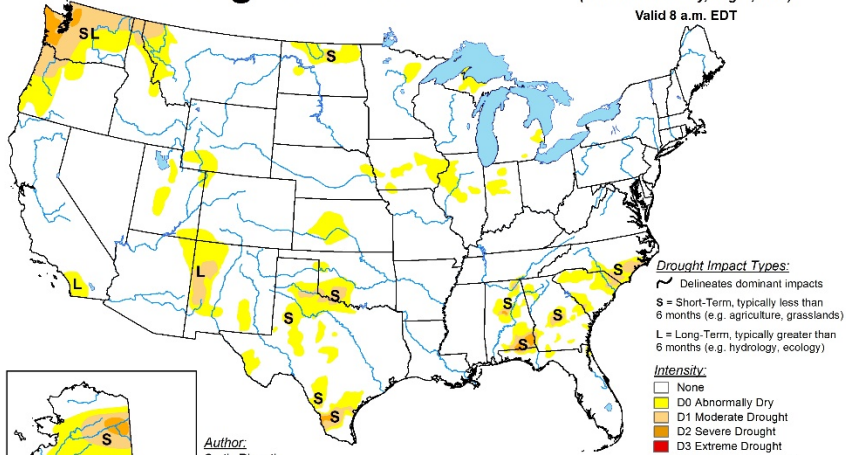
# U.S. Monthly Drought Outlook



FEMA

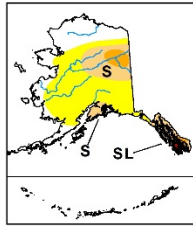
## U.S. Drought Monitor

July 30, 2019  
(Released Thursday, Aug. 1, 2019)  
Valid 8 a.m. EDT

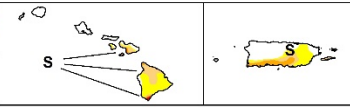


**Drought Impact Types:**  
 ~ Delineates dominant impacts  
 S = Short-Term, typically less than 6 months (e.g. agriculture, grasslands)  
 L = Long-Term, typically greater than 6 months (e.g. hydrology, ecology)

**Intensity:**  
 None  
 D0 Abnormally Dry  
 D1 Moderate Drought  
 D2 Severe Drought  
 D3 Extreme Drought  
 D4 Exceptional Drought



Author:  
Curtis Riganti  
National Drought Mitigation Center



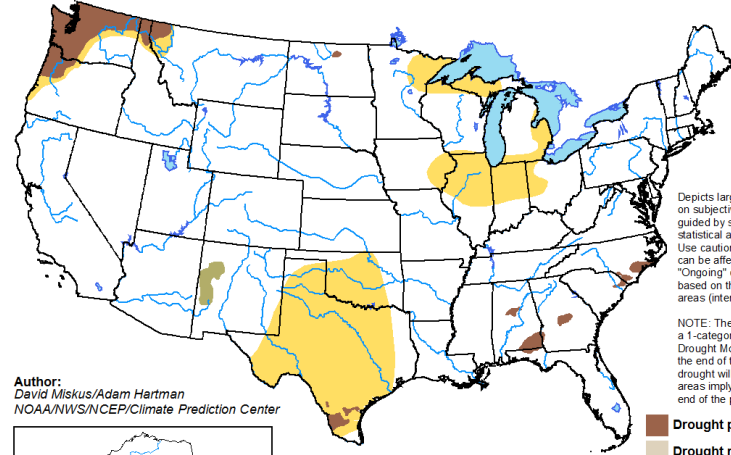
The Drought Monitor focuses on broad-scale conditions. Local conditions may vary. See accompanying text summary for forecast statements.



droughtmonitor.unl.edu

## U.S. Monthly Drought Outlook Drought Tendency During the Valid Period

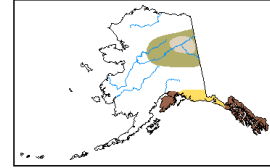
Valid for August 2019  
Released July 31, 2019



Depicts large-scale trends based on subjectively derived probabilities guided by short- and long-range statistical and dynamical forecasts. Use caution for applications that can be affected by short lived events. "Ongoing" drought areas are based on the U.S. Drought Monitor areas (intensities of D1 to D4).

NOTE: The tan areas imply at least a 1-category improvement in the Drought Monitor intensity levels by the end of the period, although drought will remain. The green areas imply drought removal by the end of the period (D0 or none).

Author:  
David Miskus/Adam Hartman  
NOAA/NWS/NCEP/Climate Prediction Center



Drought persists  
 Drought remains but improves  
 Drought removal likely  
 Drought development likely



<http://go.usa.gov/3eZGd>

# Joint Preliminary Damage Assessments



FEMA

Region	State / Location	Event	IA/PA	Number of Counties		Start – End
				Requested	Completed	
I	NH	Severe Storm and Flooding Jul 7	IA	0	0	N/A
			PA	1	0	7/23 – TBD
V	IL	Severe Storms and Flooding Feb 24 – Jul 3	IA	22	0	8/12 – TBD
			PA	31	14	7/29 – TBD
	WI	Severe Storms, Flooding, Straight-line Winds & Tornadoes Jul 18-20	IA	0	0	N/A
			PA	17 +2 tribes	0	8/13 – TBD
VI	AR	Severe Storms and Flooding Jun 23-26	IA	0	0	N/A
			PA	12	8	7/29 – TBD
	LA	Tropical Storm Barry Jul 11-19	IA	0	0	N/A
			PA	8	5	7/25 – TBD

# Declaration Requests in Process – 2



FEMA

State / Tribe / Territory – Incident Description	Type	IA	PA	HM	Requested
MI – Severe Storms and Flooding	DR	X		X	Jun 10
Muscogee Creek Nation (OK) – Severe Storms, Straight-line Winds, Tornadoes, and Flooding	DR		X	X	Jul 29

# FEMA Common Operating Picture



FEMA

FEMA HQ	
<b>NWC</b>	<b>NRCC</b>
Monitoring	Blue Team

FEMA REGIONS		
WATCH	RRCC	
Monitoring	I	Rostered
Monitoring	II	Rostered
Monitoring	III	Rostered
Monitoring	IV	Rostered
Monitoring	V	Rostered
Monitoring	VI	Rostered
Monitoring	VII	Rostered
Monitoring	VIII	Rostered
Monitoring	IX	Rostered
Monitoring	X	Rostered

**Activation Details**  
RII: Returned to Steady State

**4418-DR-WA**  
FCO: Willie G. Nunn  
JFO: Camp Murray, WA

**4413-DR-AK**  
FCO: Timothy Manner  
JFO: Anchorage, AK (AFO)

**4432-DR-OR**  
**4452-DR-OR**  
FCO: Rosalyn L. Cole  
JFO: Salem, OR  
RX IMAT

**3415-EM-CA**  
FCO: Robert J. Fenton  
**4382-DR-CA**  
**4407-DR-CA**  
FCO: David G. Samaniego  
JFO: Sacramento, CA  
RIX IMAT-1

**4439-DR-GU**  
FCO: Tracy Haynes  
JFO: Saipan, MP

**4409-DR-TON**  
FCO: Mark Wingate  
**4422-DR-UJBLI**  
**4423-DR-CBI**  
**4425-DR-SBLU**  
**4431-DR-CA**  
**4434-DR-CA**  
**4436-DR-NN**  
FCO: Bern, Ruiz  
VJFO: Oakland, CA

**Tropical Cyclone Support**  
ISB Team (DC HI)

As of 3:00 a.m., EDT Aug 5 2019 Created by: FEMA NWC

**4443-DR-ID**  
FCO: Dolph A. Diemont  
JFO: Boise, ID  
RX IMAT

**4420-DR-NE**  
**4446-DR-PTN**  
FCO: C. Johnson-Cage  
JFO: Lincoln, NE

**4440-DR-SD**  
**4443-DR-DST**  
FCO: James Stephenson  
JFO: Sioux Falls, SD  
RVIII IMAT

**4386-DR-IA**  
**4392-DR-IA**  
**4421-DR-IA**  
**4430-DR-S&FTMI**  
FCO: Timothy J. Scranton  
JFO: Windsor Heights, IA

**4451-DR-MO**  
FCO: Seamus K. Leary  
JFO: Jefferson City, MO

**4390-DR-MN**  
**4414-DR-MN**  
**4442-DR-MN**  
FCO: John F. Boyle  
**4424-DR-OH**  
**4447-DR-OH**  
FCO: Steven Johnson  
JFO: Columbus, OH  
RV IMAT

**Field Office Staging Area**  
JFOs: 20 / VJFOs: 6  
DRs: 58  
EMs: 4  
Deployed Teams

**4445-DR-VT**  
**4367-DR-ME**  
**4372-DR-MA**  
**4379-DR-MA**  
**4410-DR-CT**  
FCO: James McPherson  
JFO: Williston, VT

**4408-DR-PA**  
FCO: Steven S. Ward  
JFO: Harrisburg, PA

**4455-DR-WV**  
FCO: Jason Burroughs  
JFO: TBD

**4428-DR-KY**  
FCO: Allan Jarvis  
VJFO: Frankfort, KY

**4393-DR-NC**  
**4412-DR-NC**  
FCO: Elizabeth Turner  
JFO: Durham, NC

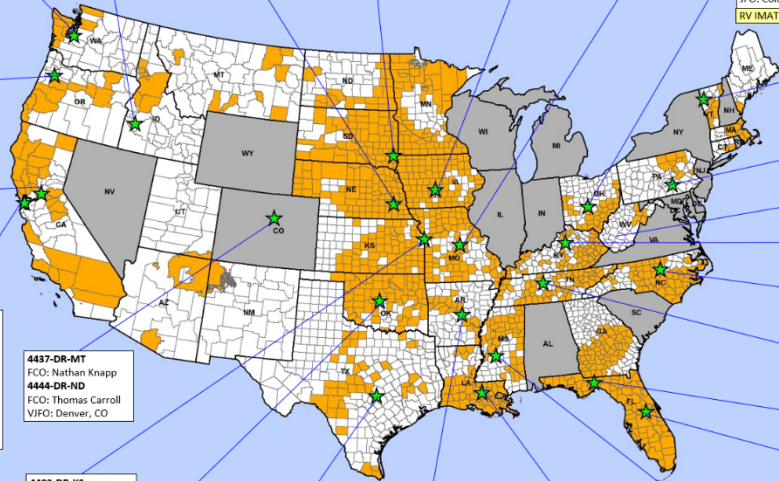
**4427-DR-TN**  
**4400-DR-GA**  
FCO: Manny J. Toro  
JFO: Nashville, TN

**4399-DR-FL**  
FCO: Thomas Dargan  
JFO: Tallahassee, FL

**4397-DR-FL**  
FCO: Gary Stanley  
JFO: Orlando, FL

**Puerto Rico CAD**  
RI LNO: MERS

**CERTEX**  
RI IMAT (USVI)



**4415-DR-MS**  
**4429-DR-MS**  
**4450-DR-MS**  
FCO: Jose M. Girot  
JFO: Ridgeland, MS

**3413-EM-LA**  
**4439-DR-LA**  
FCO: Traci Brasher  
**3418-EM-LA**  
FCO: John E. Long  
VJFO: Baton Rouge, LA

**4441-DR-AR**  
FCO: Jerry S. Thomas  
JFO: Little Rock, AR

**4454-DR-TX**  
**4416-DR-TX**  
FCO: Sandra Estlinger  
VJFO: Austin, TX (TRO)  
RVII IMAT-2

**4403-DR-KS**  
**4417-DR-KS**  
FCO: Heather R. Smith  
**4438-DR-OK**  
FCO: Gerry Stolar  
JFO: Warr Acres, OK

N-IMATs	
2 Teams	
East	
West	
Crisis	

R-IMATs	
4-6 Teams	
I	
II	USVI
III	
IV-1	
IV-2	
V	OH
VI-1	
VI-2	TX
VII	
VIII	SD
IX-1	CA
IX-2	
X	OR / ID

FMC	PMC
NMC	Deployed

Team:	US&R	MERS	FCOs	FDRCs	IM WORKFORCE
Status	>66%	>66%	(≤ 1 Type I)	(≤ 1)	
Assigned:	28	36	28	11	13,646 ▼
Unavailable:	0	0	4	0	4,038 ▲
Deployed:	0	0	23	11	6,155 ▼
Available:	28	36	1	0	3,453 / 25% ▲

IM CADRE AVAILABILITY SUMMARY	
Cadres with 25% or Less Availability	
DI 17% (13/78);	EA 23% (116/500); EHP 8% (42/538); ER 12% (8/68); FL 12% (18/152); FM 20% (56/283); HM 17% (205/1,190); HR 14% (31/227); IT 13% (92/689); LOG 21% (275/1,327); OPS 22% (62/280); PA 8% (209/2,590); PLAN 14% (56/402); SAF 2% (1/57); SEC 10% (12/120)



# FEMA

**FEMA's mission is helping people before, during, and after disasters.**

Click [here](#) to subscribe to this briefing.