



# **FEMA**

## **Daily Operations Briefing**

**Tuesday, July 16, 2019**

**8:30 a.m. EDT**



# National Current Operations & Monitoring



FEMA

## **Significant Incidents or Threats:**

- Post-Tropical Cyclone Barry – Central Gulf Coast (*FINAL*)
- Critical Fire Weather – NV, UT, and AZ

## **Tropical Activity:**

- Atlantic – Post-Tropical Cyclone Barry
- Eastern Pacific – No threat to U.S. interests
  - Disturbance 1: Medium (40%)
- Central Pacific – No activity affecting U.S. interests
- Western Pacific – No activity affecting U.S. interests

**Declaration Activity:** None

# Post-Tropical Cyclone Barry (FINAL)



FEMA

**Situation:** Barry is expected to produce additional rain accumulations of 3 to 6 inches across portions of southern Arkansas, northern Mississippi and far southwestern Tennessee. Isolated maximum totals exceeding 10 inches are possible across southwest Arkansas. Significant and life-threatening flash flooding is expected through this morning across southwest Arkansas.

**Lifeline Impacts:**

**Safety and Security:**

- LA: USACE assisting with locally managed levees south of New

**Food, Water, and Sheltering:**

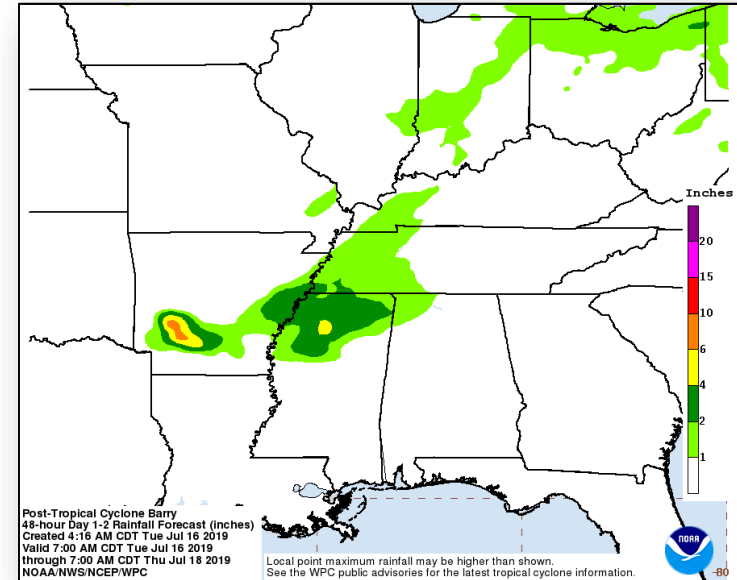
- LA: 2 (-1) shelters open / 92 (-20) occupants; (ESF-6 Shelter Count as of 6:00 a.m. EDT)

**Health and Medical:**

- LA healthcare system continues to improve with minimal disruptions; no anticipated shortfalls
- One medical center and three nursing homes remain closed; all are scheduled to re-open today

**Energy\*:**

- LA: 12k (peak 181k) customers without power



(\*As of 2:00 a.m. EDT). Customer outage data is provided by the Department of Energy's EAGLE-I system. Comprehensive National coverage of all electrical service providers is not available.)

# Post-Tropical Cyclone Barry – Response



## State / Local:

- LA EOC: Monitoring (Crisis Action Team activated for severe weather)
- MS EOC: Partial Activation
  - Governor declared a State of Emergency

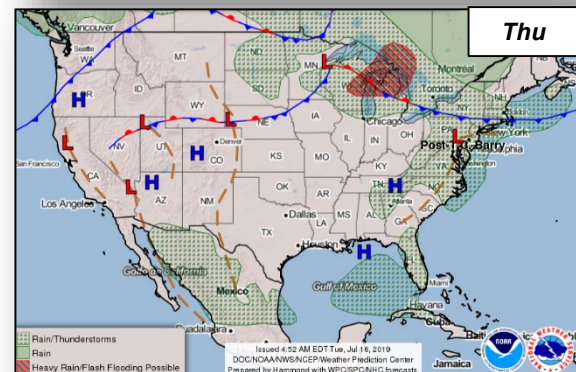
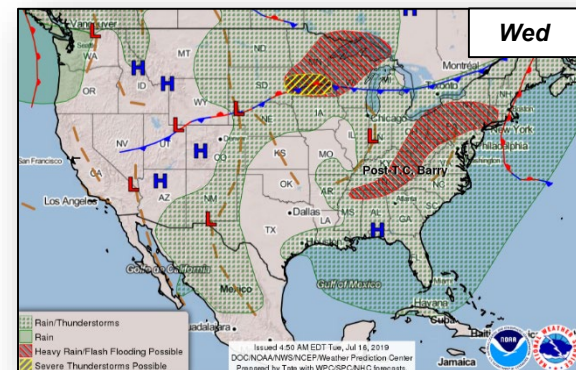
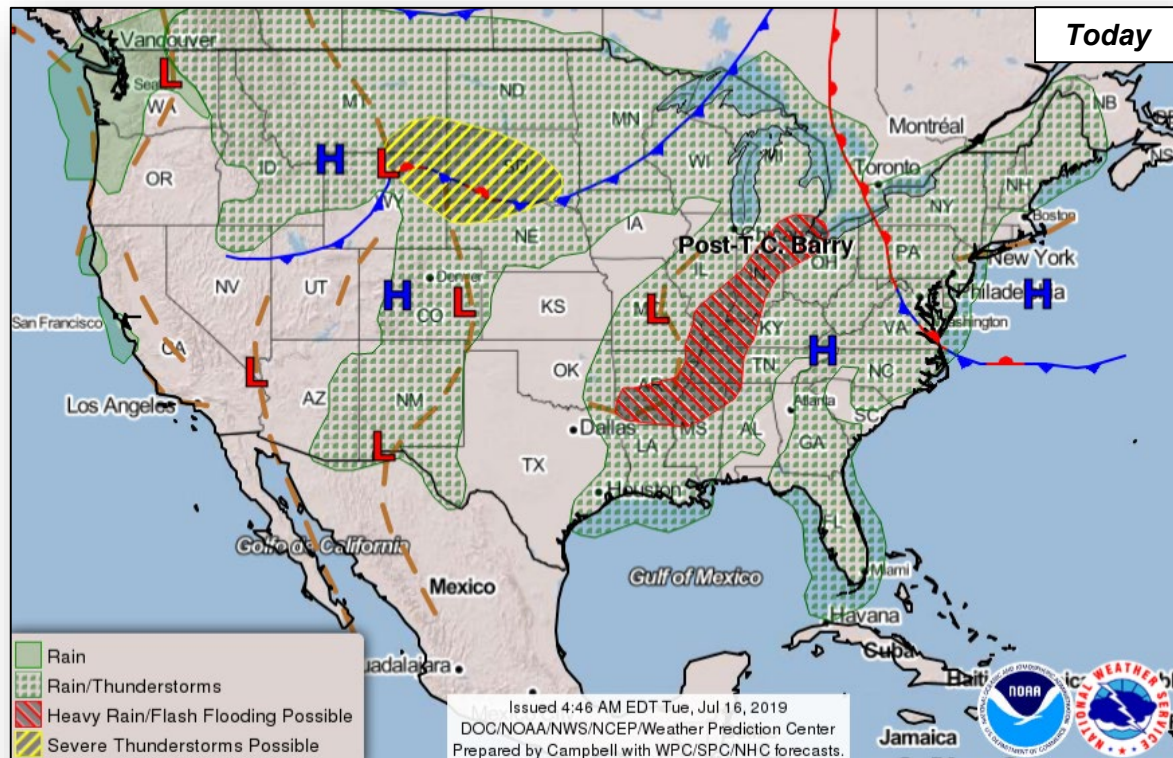
## FEMA / Federal:

- President approved Emergency Declaration FEMA-3416-EM-LA
- FEMA Region IV: RWC Steady State
  - LNOs deployed to MS EOC and to Harrison County (MS) EOC
- FEMA Region VI: RWC: Enhanced Watch
  - RRCC: Deactivated
  - IMAT-1 deployed to LA EOC
- FEMA HQ: NWC is monitoring
  - ISB personnel deployed to Roseland and Sherwood Forest, LA
  - MERS assets deployed to Baton Rouge, LA; demobilization plan pending
  - US&R Blue IST, Type 3 Task Force, and one Mission Ready Package - water rescue

# National Weather Forecast



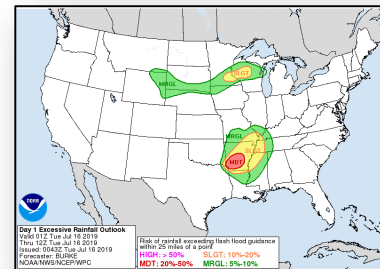
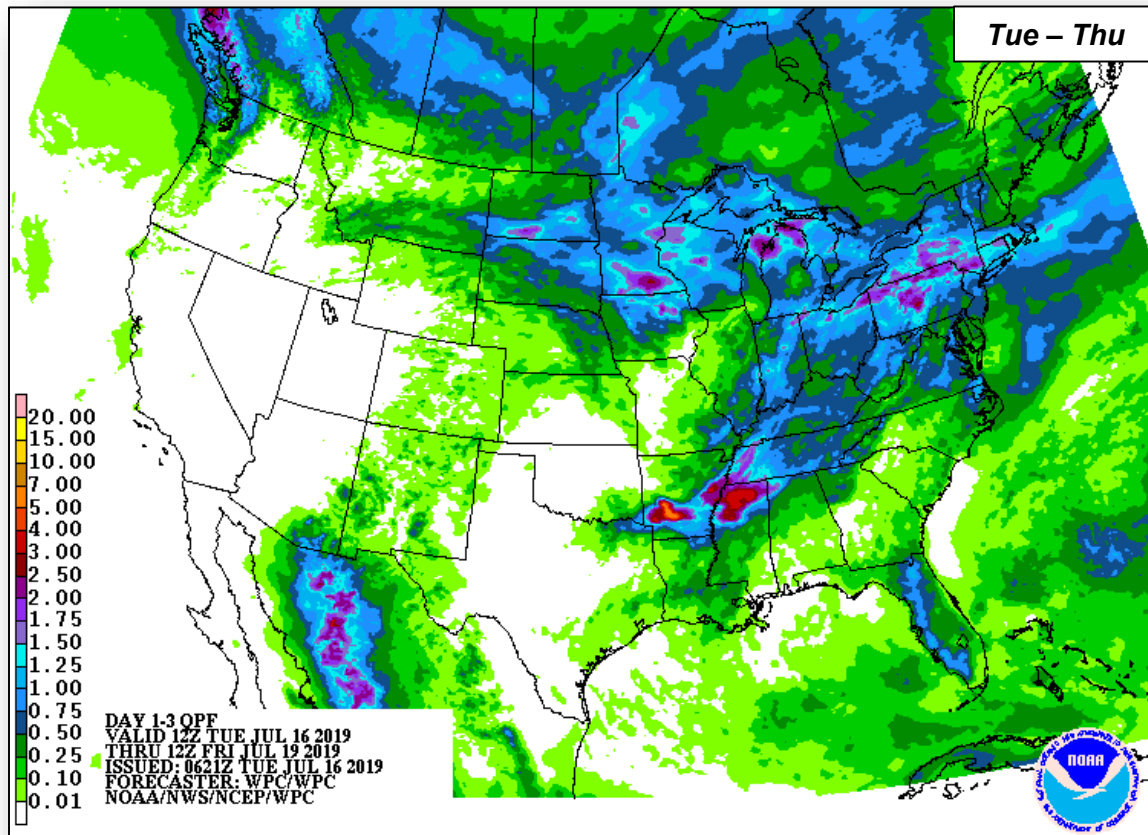
FEMA



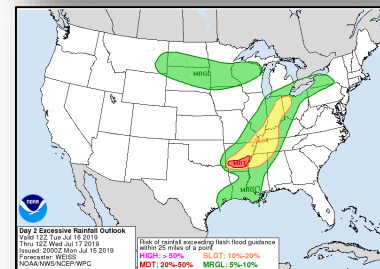
# Precipitation Forecast



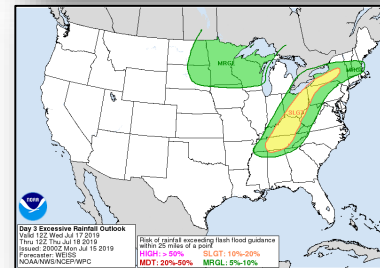
FEMA



*Tue*



*Wed*



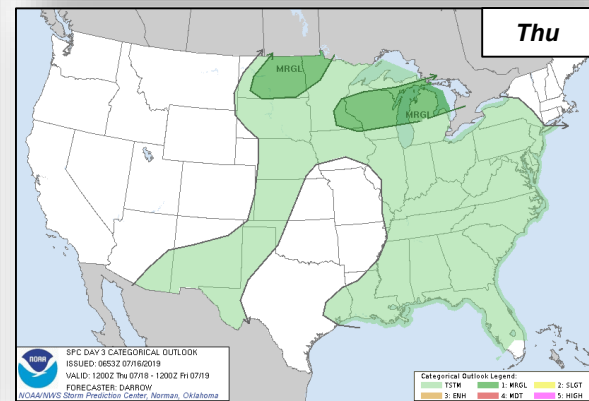
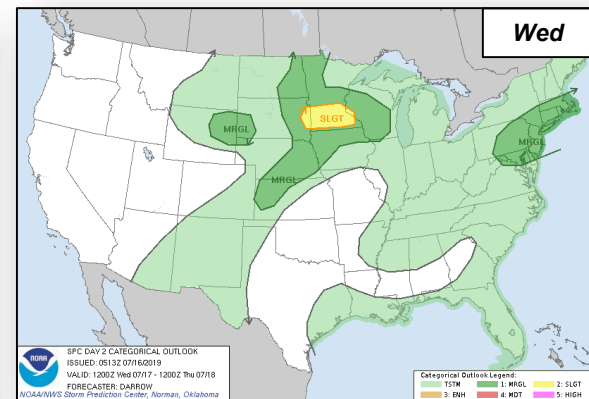
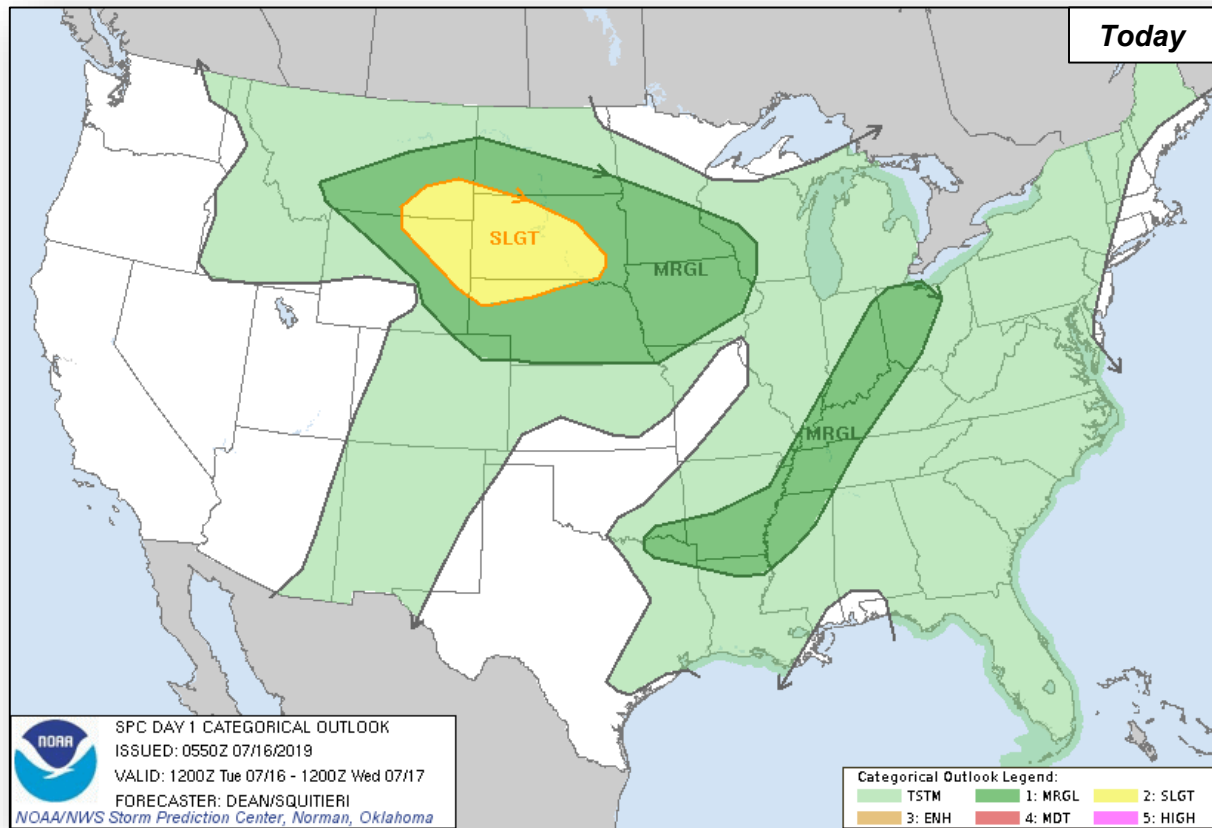
*Thu*



# Severe Weather Outlook



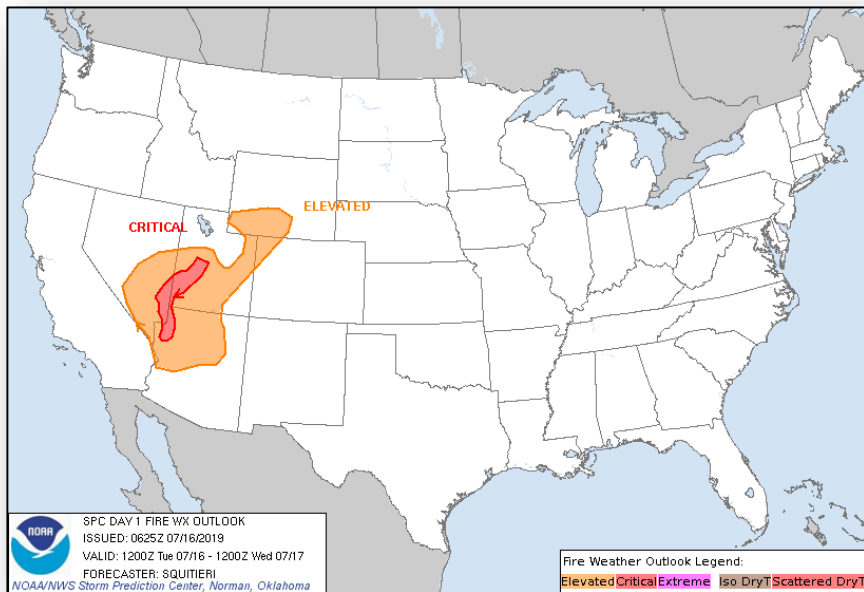
FEMA



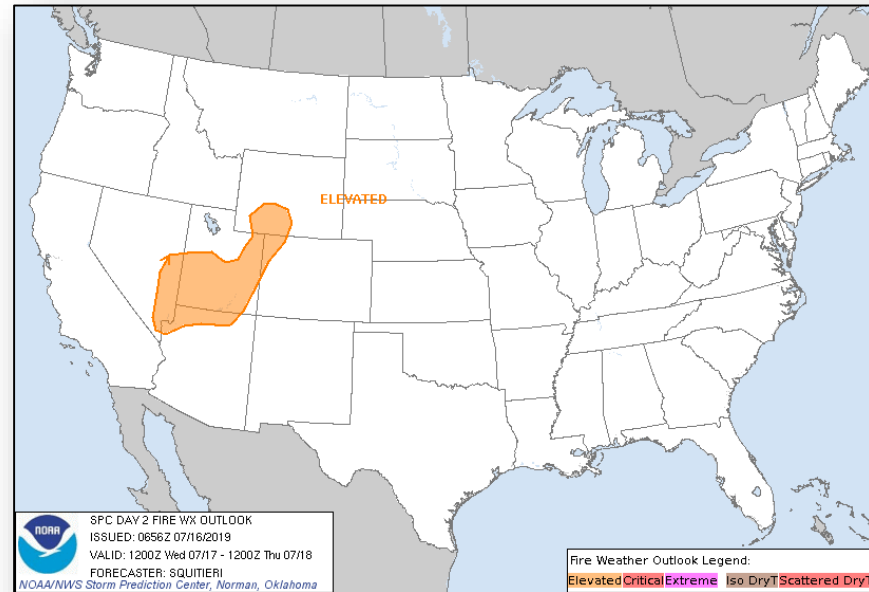
# Fire Weather Outlook



FEMA



***Tuesday***



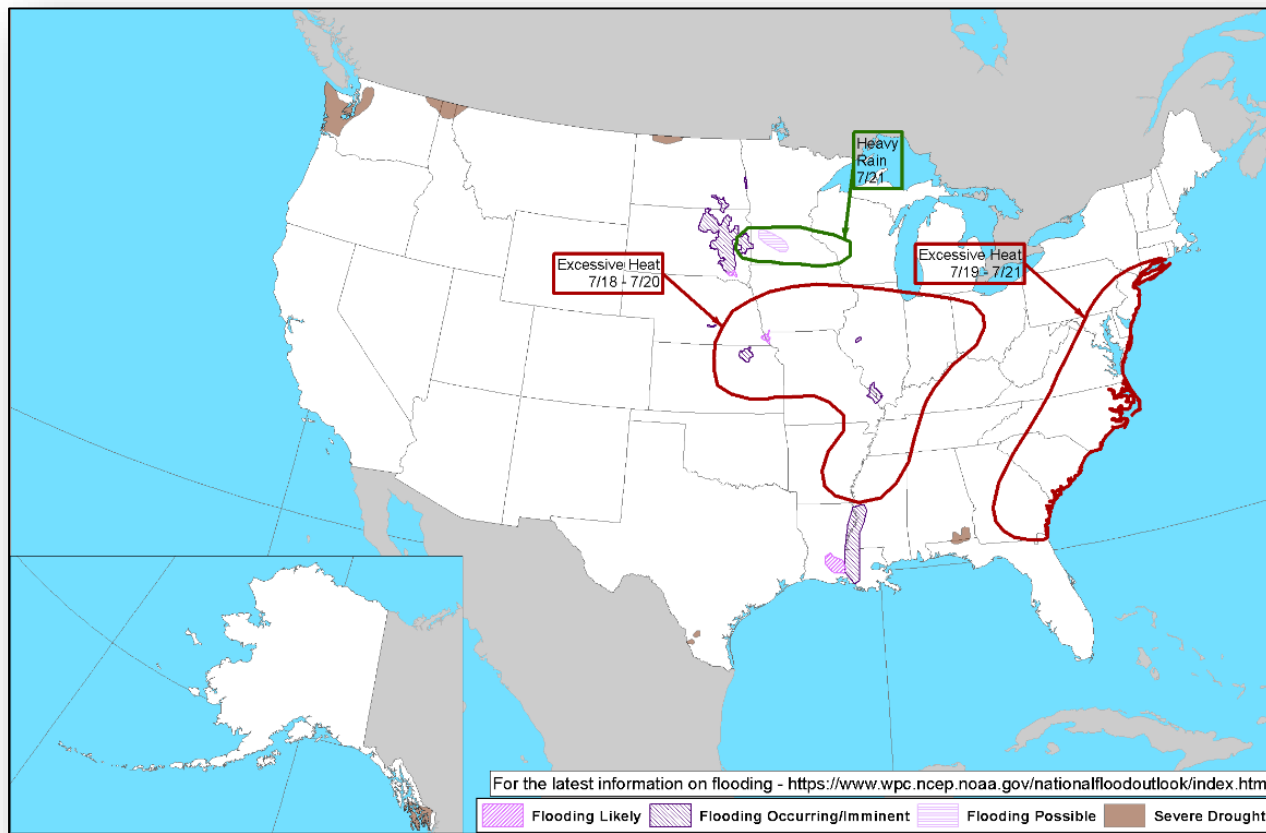
***Wednesday***



# Hazards Outlook – July 18-22



FEMA





# Joint Preliminary Damage Assessments



FEMA

Region	State / Location	Event	IA/PA	Number of Counties		Start – End
				Requested	Completed	
II	NJ	Severe Rain Storm June 19-20, 2019	IA	3	0	7/15 – TBD
			PA	3	0	7/15 – TBD

# Declaration Requests in Process – 2



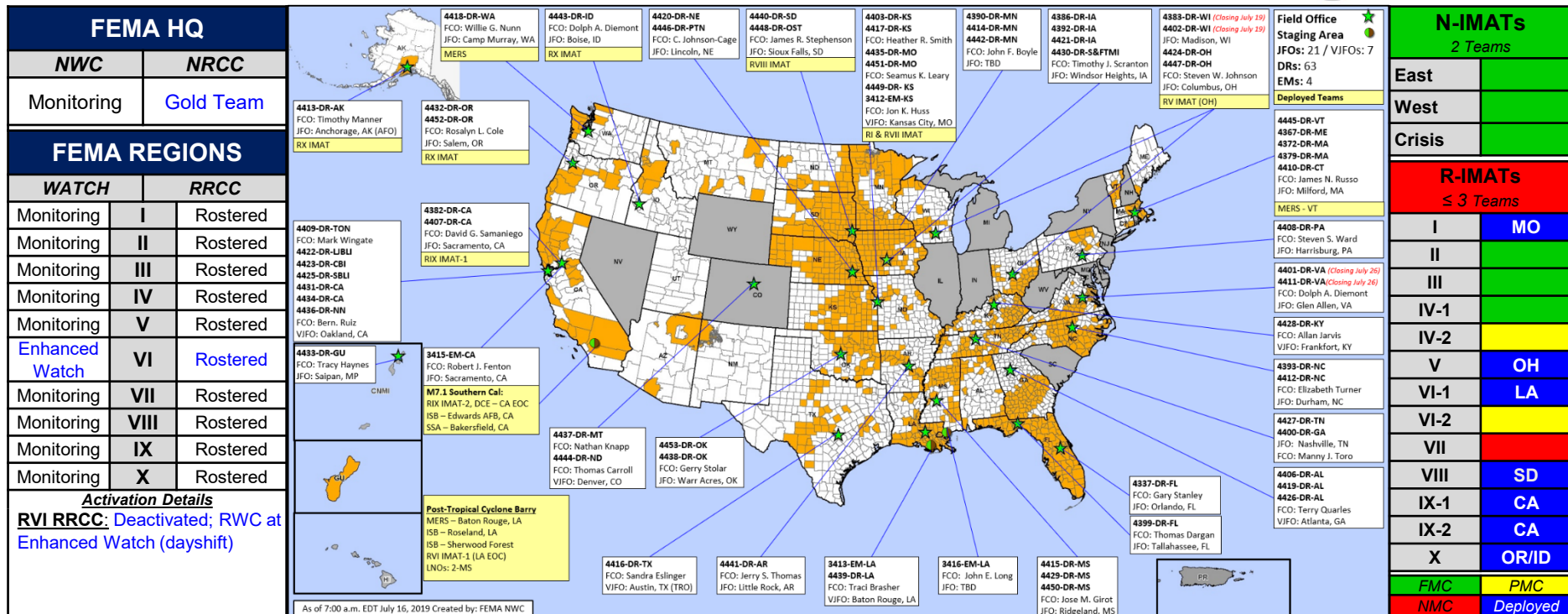
**FEMA**

State / Tribe / Territory – Incident Description	Type	IA	PA	HM	Requested
<b>MI</b> – Severe storms and flooding	DR	X		X	Jun 10
<b>TX</b> – Severe Storms and Flooding	DR	X		X	Jul 10

# FEMA Common Operating Picture



FEMA



Team:	US&R	MERS	FCOs	FDRCS	IM	IM CADRE AVAILABILITY SUMMARY	
Status	(>66%)	(>66%)	(= 2 Type I)	(=2)	WORKFORCE	Cadres with 25% or Less Availability	
Assigned:	28	36	29	12	13,679 ▲	EA 20% (104/512); EHP 6% (33/535); ER 7% (5/69); FL 8% (13/153); FM 20%	
Unavailable	0	0	3	2	3,985 ▲	(58/287); HM 14% (161/1190); HR 17% (40/233); IT 15% (105/683); LOG 18%	
Deployed:	0	4	24	9 (+1)	6,588 ▼	(235/1332); NDRS 22% (61/280); OPS 18% (52/283); PA 7% (186/2589); PLAN 14%	
Available:	28	32	2	1 (-1)	3,106 / 23%▲	(57/411); SAF 10% (6/58); SEC 8% (10/120)	

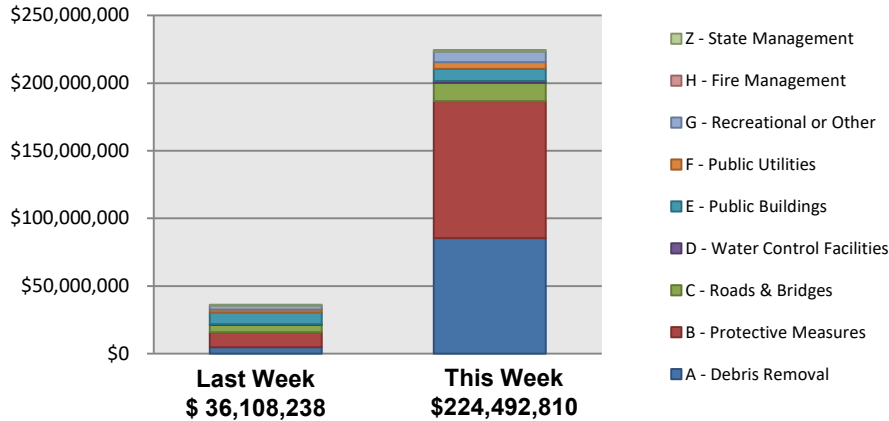
# Public Assistance Grant Program



FEMA

PA Project Worksheets Obligated in past week, as of 07/15/19 at 1500 EDT										
PA Category	Emergency Work		Permanent Work							Total
	A - Debris Removal	B - Protective Measures	C - Roads & Bridges	D - Water Control Facilities	E - Public Buildings	F - Public Utilities	G - Recreational or Other	H - Fire Management	Z - State Management	
Number Of PWs Obligated	76	89	159	8	83	31	41	0	41	528
Federal Share Obligated	\$85,481,092	\$101,265,637	\$13,297,126	\$1,554,959	\$9,061,782	\$4,826,719	\$7,807,629	\$0	\$1,197,866	\$224,492,810

## Public Assistance Obligated per Category In the Past 2 Weeks – 7/1/2019 through 7/15/2019



## This weeks PA Highlights

- In 4407 - CA
  - \$76.7 Million obligated for Category B – Protective Measures
- In 4337 - FL
  - \$81 Million obligated for Category A – Debris Removal

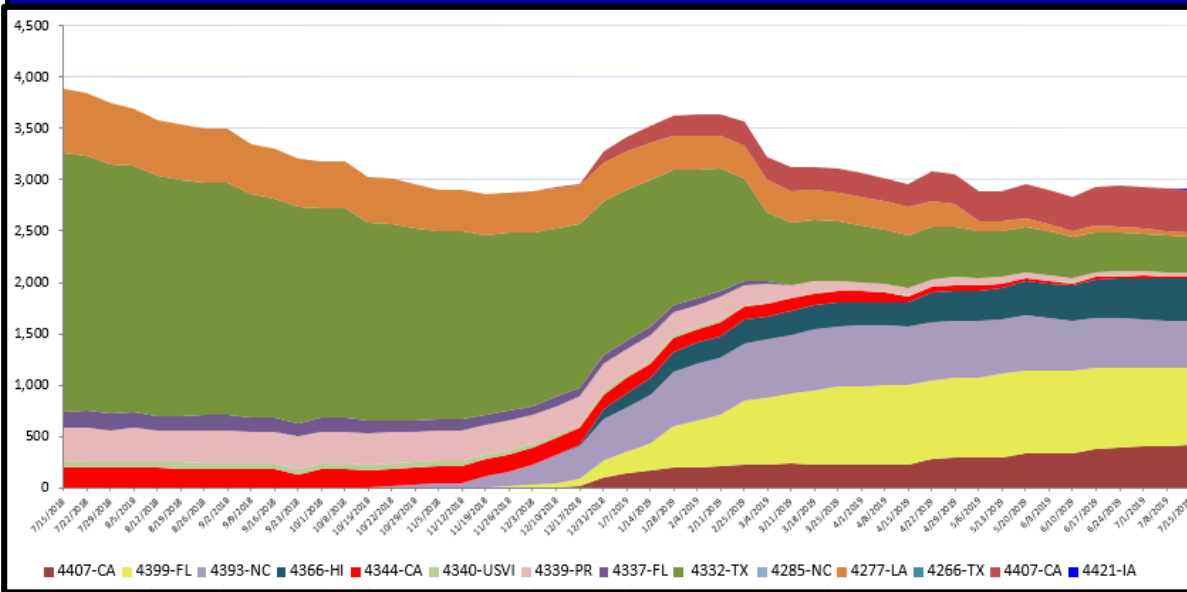
# Direct Housing



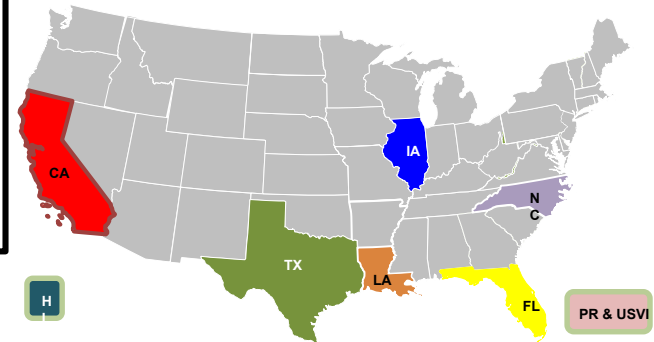
FEMA

## Total Households in FEMA Direct Housing per State

Past Year per Week, 7/15/2018 – 7/15/2019, There are currently **2,072** Households Occupying **2,072** Temporary Units



DR	IA Declaration Date	Program End Date	Current # of Households in Direct Housing (Weekly Change)
4421-IA	3/23/2019	9/23/2020	3 (0)
4407-CA	11/12/2018	5/12/2020	422 (+13)
4399-FL	10/11/2018	4/11/2020	749 (-11)
4393-NC	9/14/2018	3/14/2020	449 (-10)
4366-HI	5/11/2018	11/11/2019	6 (0)
4344-CA	10/10/2017	7/10/2019	8 (11)
4340-USVI	9/20/2017	9/7/2019	2 (1)
4339-PR	9/20/2017	9/20/2019	40 (-2)
4332-TX	8/25/2017	8/25/2019	347 (-7)
4277-LA	8/14/2016	4/30/2019	46 (-2)



States with Currently Occupied Units



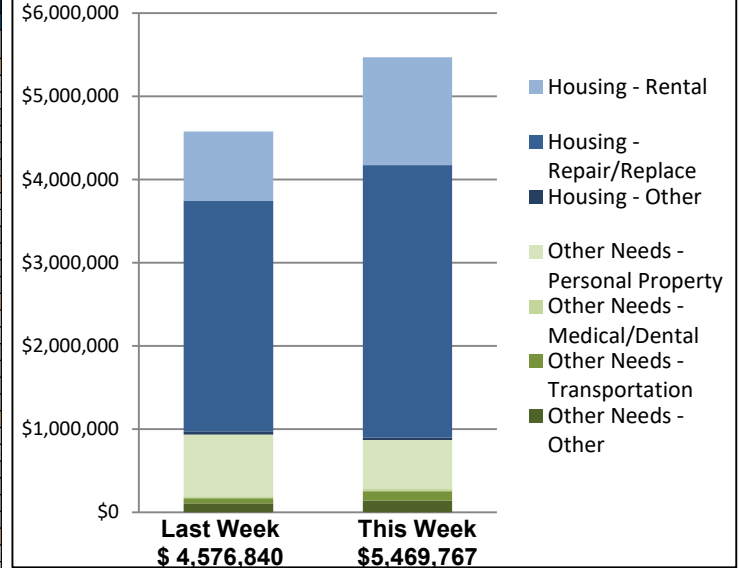
# Individual Assistance Activity



FEMA

2 Weeks – 7/1/2019 through 7/15/2019

	Individuals and Households Program Activity As Of: 7/15/19			
	In Past 7 Days		Cumulative	
	Applicants Approved	Amount Approved	Applicants Approved	Amount Approved
Open Registration Period	4421-IA Declared 03-23-2019 End Of Reg Period 07-16-2019			
	Housing Assistance	63 \$271,912.84	1,242	\$12,717,446.79
	Other Needs Assistance	27 \$17,556.53	763	\$1,687,083.61
	Total IHP	\$289,469.37		\$14,404,530.40
	Average IHP			\$8,549
	Total Max Grants		HA 141	ONA 0
	4438-OK Declared 06-01-2019 End Of Reg Period 07-31-2019			
	Housing Assistance	119 \$541,931.12	1,543	\$11,514,387.06
	Other Needs Assistance	61 \$171,034.45	804	\$1,844,416.94
	Total IHP	\$712,965.57		\$13,358,804.00
	Average IHP			\$6,900
	Total Max Grants		HA 37	ONA 1
	4440-SD Declared 06-07-2019 End Of Reg Period 08-06-2019			
	Housing Assistance	80 \$233,306.80	249	\$898,401.47
	Other Needs Assistance	97 \$55,806.57	307	\$180,463.35
	Total IHP	\$289,113.37		\$1,078,864.82
	Average IHP			\$2,107
	Total Max Grants		HA 0	ONA 0
	4441-AR Declared 06-08-2019 End Of Reg Period 08-07-2019			
	Housing Assistance	61 \$390,753.49	834	\$7,515,280.48
	Other Needs Assistance	15 \$19,531.06	174	\$445,695.05
	Total IHP	\$410,284.55		\$7,960,975.53
	Average IHP			\$9,366
	Total Max Grants		HA 14	ONA 0
	4447-OH Declared 06-18-2019 End Of Reg Period 08-19-2019			
	Housing Assistance	160 \$323,151.02	1,104	\$2,248,570.90
	Other Needs Assistance	61 \$104,622.53	377	\$806,468.87
	Total IHP	\$427,773.55		\$3,055,039.77
	Average IHP			\$2,609
	Total Max Grants		HA 5	ONA 0
	4451-MO Declared 07-09-2019 End Of Reg Period 09-09-2019			
	Housing Assistance	228 \$911,637.23	228	\$911,637.23
	Other Needs Assistance	34 \$119,914.25	34	\$119,914.25
	Total IHP	\$1,031,551.48		\$1,031,551.48
	Average IHP			\$4,466
	Total Max Grants		HA 3	ONA 0
Other IHP Active	18 Declarations IHP Programmatically Open - Closed Registration *			
	Housing Assistance	347 \$1,926,801.16		
	Other Needs Assistance	234 \$381,808.15		
	Total IHP	\$2,308,609.31		
Total IHP Approved in Past Week		\$5,469,767.20		





# FEMA

**FEMA's mission is helping people  
before, during, and after disasters.**

Click [here](#) to subscribe to this briefing.