



FEMA

Daily Operations Briefing

Wednesday, July 3, 2019

8:30 a.m. EDT

Significant Activity – July 2-3



FEMA

Significant Events:

- [Flooding – Mississippi Valley \(Weekly Update\)](#)

Tropical Activity:

- Atlantic – No activity affecting U.S. interests
- Eastern Pacific
 - Hurricane Barbara ([CAT 4](#))
 - Disturbance 1: [High \(80%\)](#)
- Central Pacific – See Eastern Pacific (Hurricane Barbara)
- Western Pacific – No activity affecting U.S. interests

Significant Weather:

- Severe thunderstorms, heavy rain and flash flooding possible – Northern Plains
- [Critical fire weather – NV, AZ and UT](#)

Declaration Activity:

- [4 Disaster Amendments](#)


Eastern Pacific



FEMA

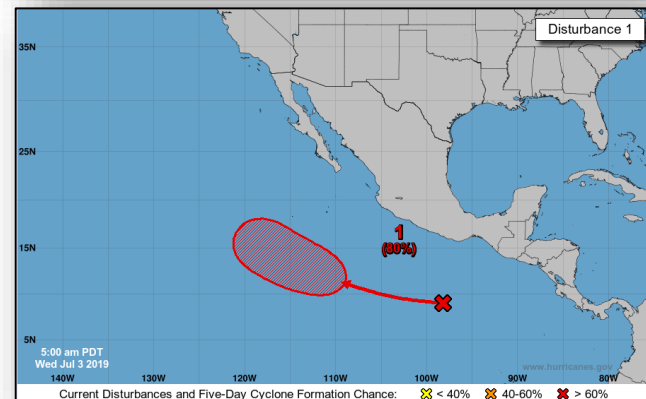
Hurricane Barbara (CAT 4) (Advisory #12 as of 5:00 a.m. EDT)

- 1,995 miles E of Hilo, HI
- Moving WNW at 14 mph
- Maximum sustained winds 155 mph
- Gradual weakening expected today; forecast to weaken to a tropical storm some time on Friday
- Hurricane force winds extend 45 miles
- Tropical storm force winds extend 185 miles



Disturbance 1 (as of 8:00 a.m. EDT)

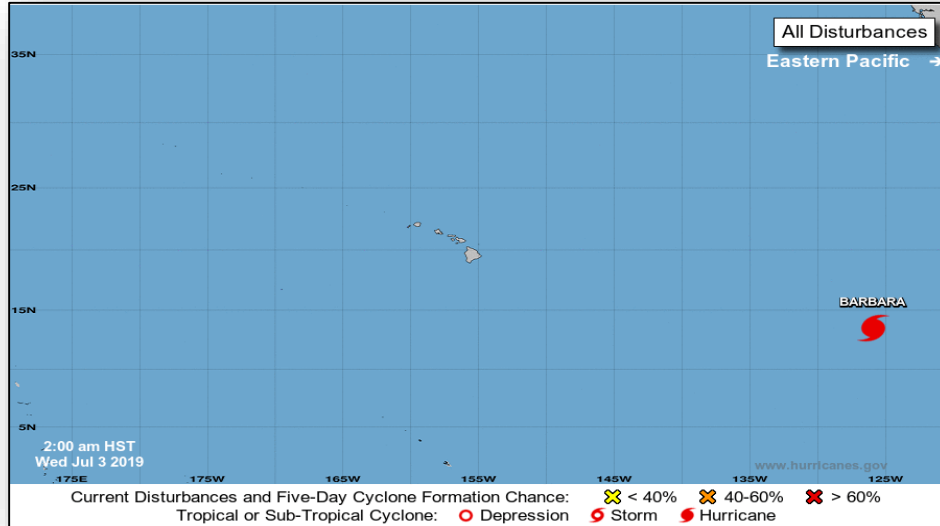
- Several hundred miles S of the southern coast of Mexico
- Moving W to WNW at 15 mph
- Tropical depression likely to form over the weekend
- Formation chance through 48 hours: Low (20%)
- Formation chance through 5 days: High (80%)
- No threat to U.S. interests



Tropical Outlook – Five Day



FEMA



Central Pacific




Atlantic

Space Weather Summary/Outlook

Space Weather Summary	Past 48 Hours	Forecast: July 4 th	Forecast: July 5 th
Radio Blackouts (R Scale)	None	R1-R2: 1% R3-R5: 1%	R1-R2: 1% R3-R5: 1%
Solar Radiation Storms (S Scale)	None	S1 or >: 1%	S1 or >: 1%
Geomagnetic Storms (G Scale)	None	None	None

All quiet across the R, S and G Scales.
Threat of *Severe* or *Extreme* activity levels is very low.

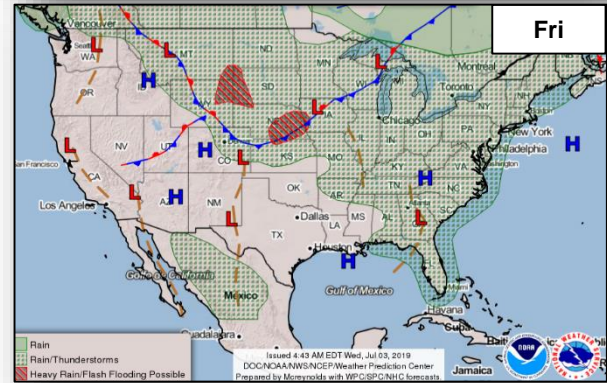
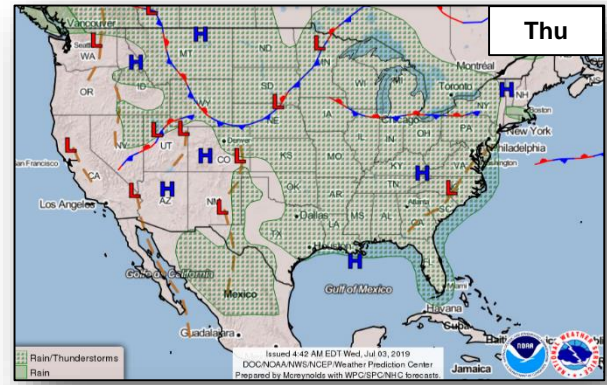
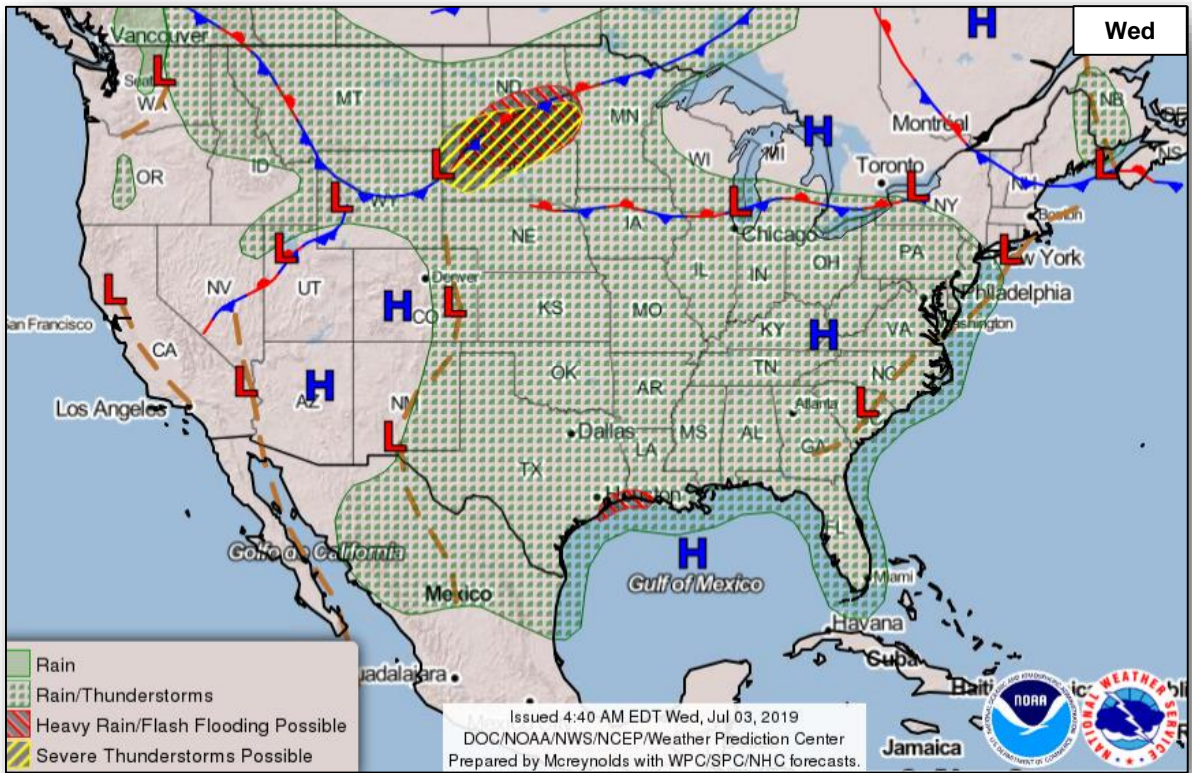


Quiet Sun. No sunspots.

SDO/HMI Quick-Look Continuum: 20190702_131500

John Mayers
SWPC
July 3, 2019

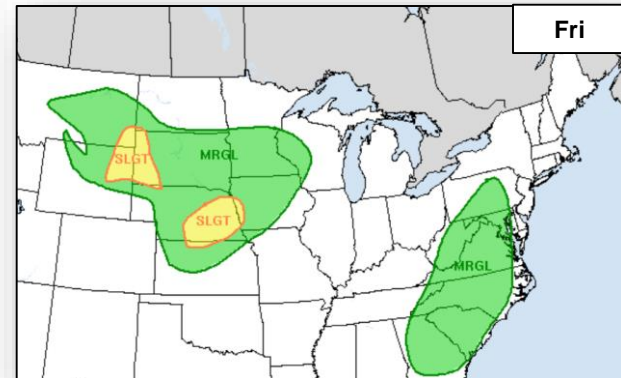
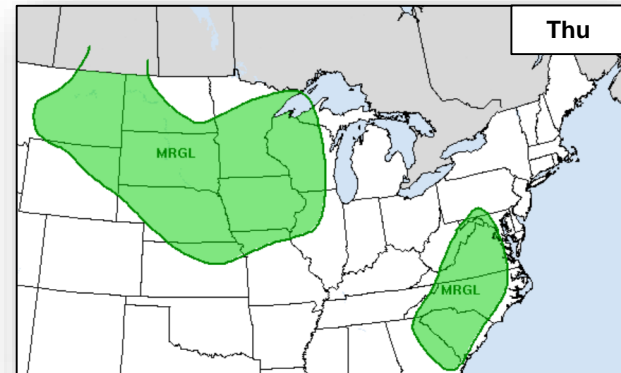
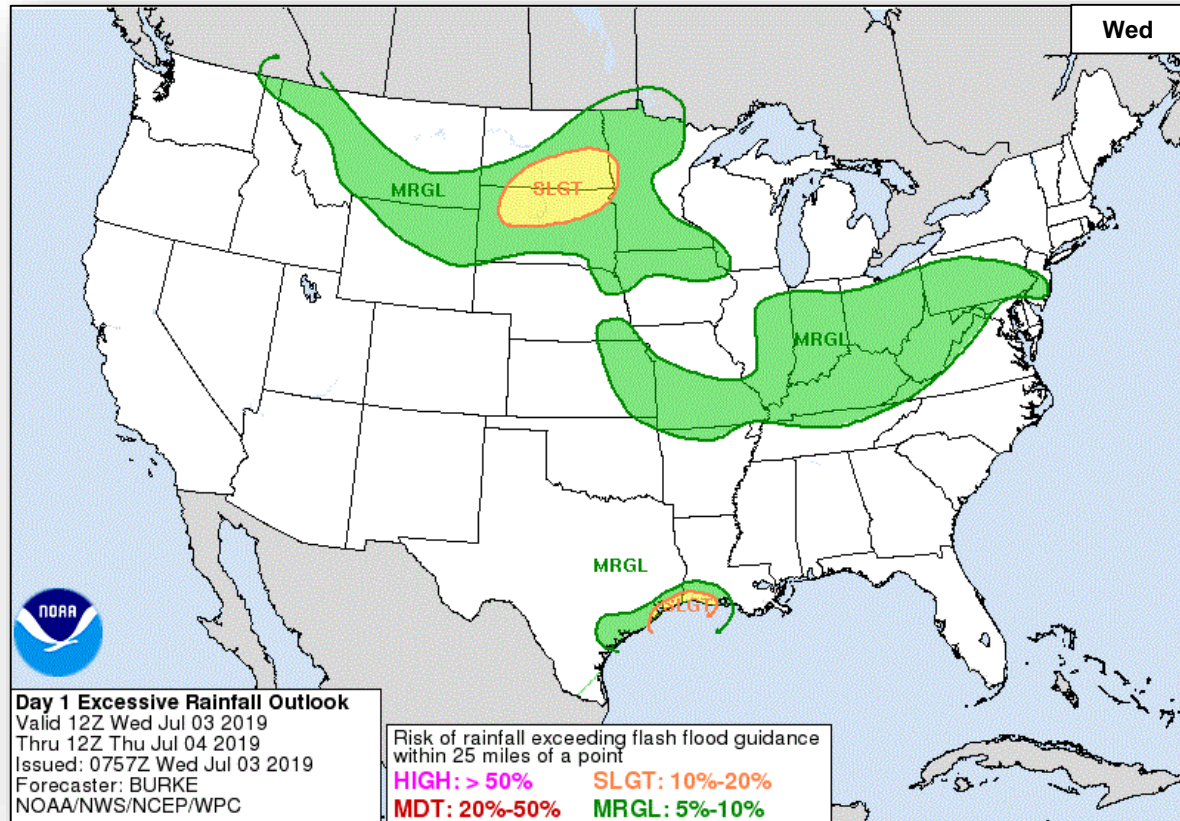
National Weather Forecast



Excessive Rainfall



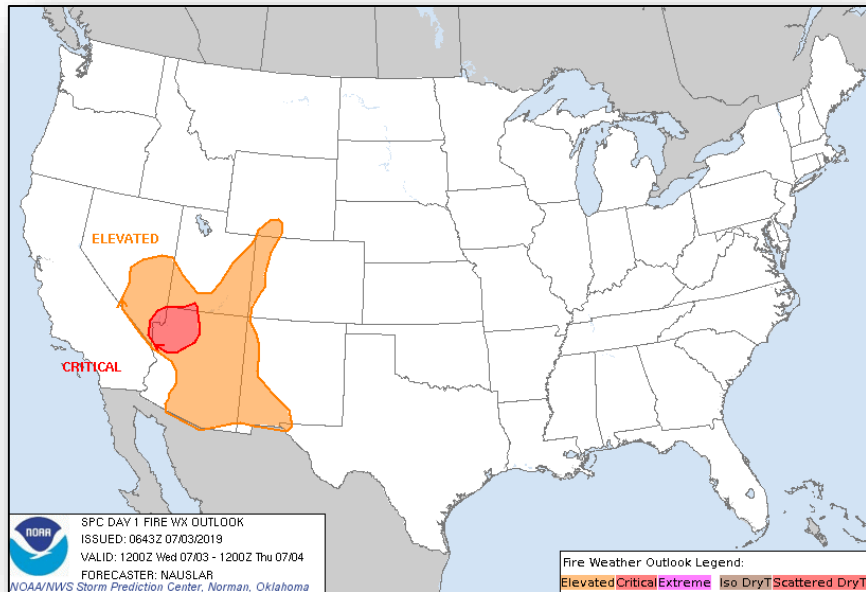
FEMA



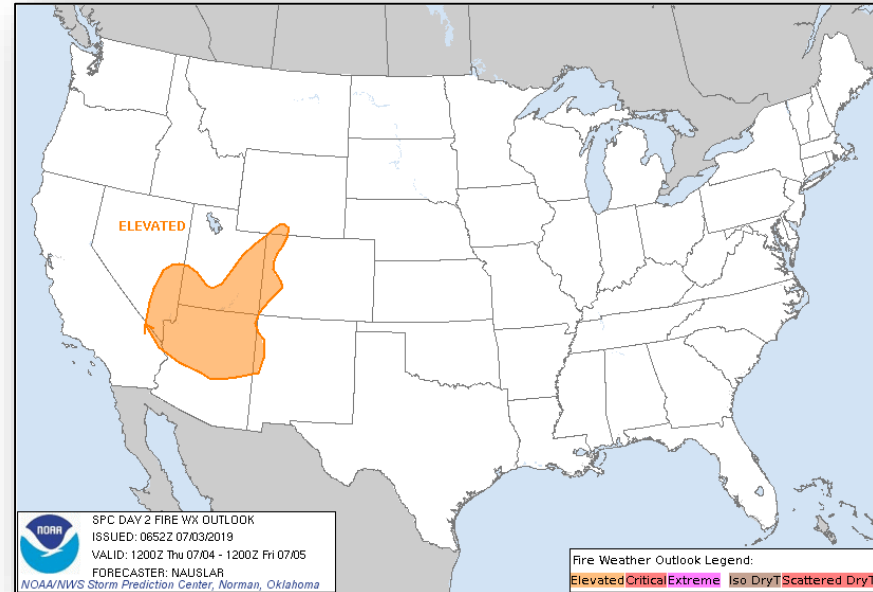
Fire Weather Outlook



FEMA



Wednesday

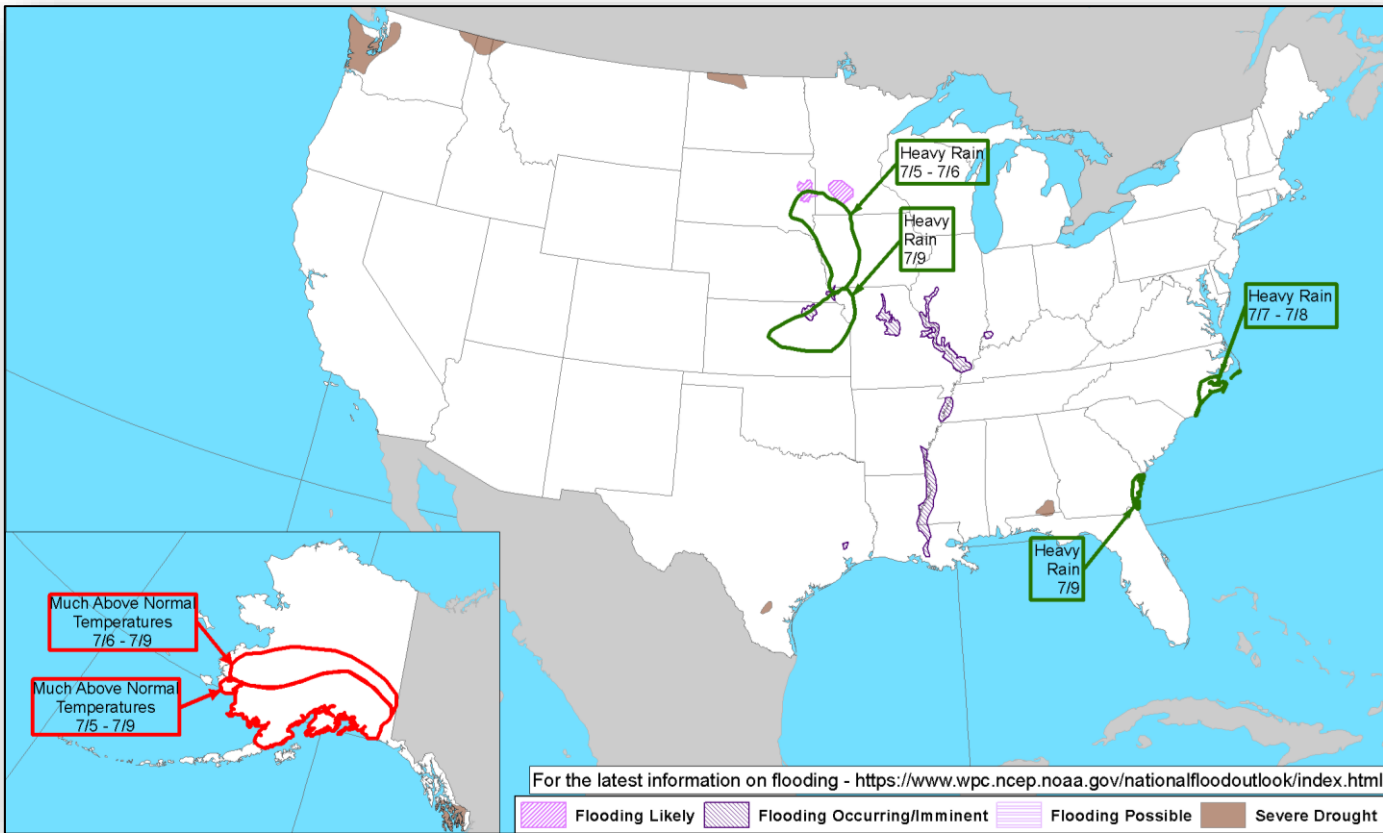


Thursday

Hazards Outlook – July 5-9



FEMA

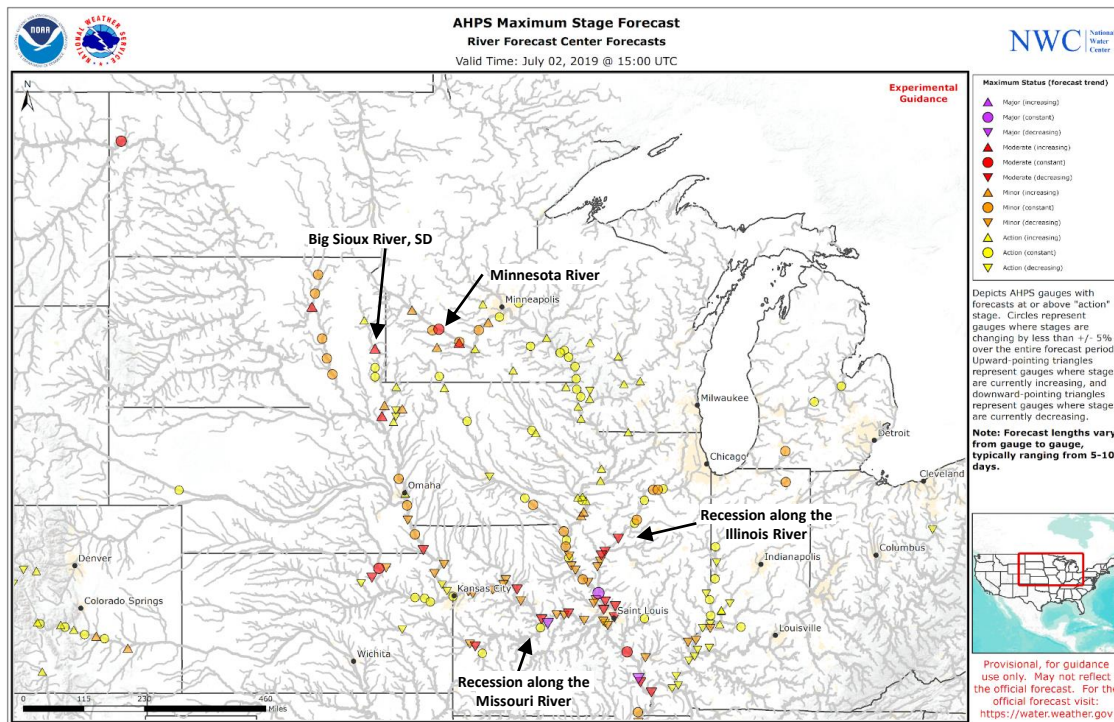


Upper/Middle MS River Flooding Update



FEMA

- The **Big Sioux and Minnesota Rivers** have reached **moderate** flood stage at several points and are forecast to continue to rise. Rainfall in the next 5 days will contribute to additional rises.
- **Minor** to isolated **major** flooding continues along the **Missouri and Illinois Rivers** and many tributaries. These rivers are receding, though rainfall later in the week could delay this recession.
- **Minor** to isolated **major** flooding continues along the mainstem of the **Mississippi River**. A slow recession will continue despite rainfall and new flooding in the upper portions of the watershed.

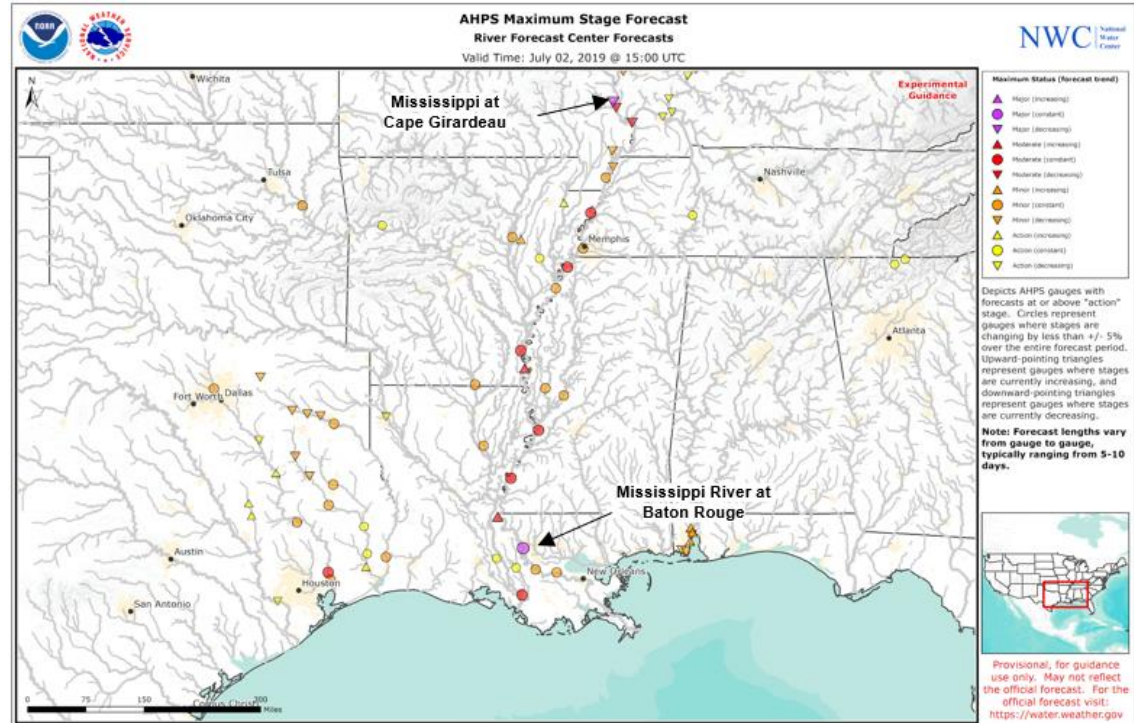


Lower MS River Flooding Update



FEMA

- **Major** flooding is occurring along the **Mississippi River at Cape Girardeau** and is forecast to fall to **moderate** by the end of the week.
- **Major** flooding is occurring and forecast to continue for the foreseeable future along the **Mississippi River at Baton Rouge, LA**.
- Light rainfall projected over the next week is not expected to not have a significant impact to current forecasts.
- Flows will remain elevated through the middle of July.



Wildfire Summary



FEMA

Fire Name (County)	FMAG #	Acres burned	Percent Contained	Evacuations	Structures			Fatalities / Injuries
					Threatened	Damaged	Destroyed	
Alaska (1)								
Shovel Creek (North Star Borough)	5282-FM-AK	10,008	8%	175	Homes: 211 Other: 0	Homes: 0 Other: 0	Homes: 0 Other: 0	0/2

Joint Preliminary Damage Assessments



FEMA

Region	State / Location	Event	IA/PA	Number of Counties		Start – End
				Requested	Completed	
V	OH	Severe Storms, Straight-line Winds, Tornadoes, Flooding, and Landslides May 27-29, 2019	IA	0	0	N/A
			PA	5	5 (+1)	6/25 – 7/1
VI	OK	Flooding May 7-9, 2019	IA	0	0	N/A
			PA	52	51 (+1)	6/12 – TBD
	TX	Severe Weather and Flooding June 2, 2019	IA	3	1 (+1)	6/24 – TBD
			PA	0	0	N/A
VII	MO	Severe Storms and Flooding April 29, 2019 and continuing	IA	42	42	6/12 – 6/18
			PA	73 (+4)	25 (+1)	6/24 – TBD

Disaster Requests & Declarations



FEMA

Declaration Requests in Process					Requests APPROVED (since last report)	Requests DENIED (since last report)
3	IA	PA	HM	Date Requested	0	0
MI – DR Severe Storms and Flooding	X		X	June 10, 2019		
OR – DR Severe Storms, Flooding, Landslides, and Mudslides		X	X	June 10, 2019		
MO – DR Severe Storms, Tornadoes, and Flooding	X		X	June 24, 2019		

Disaster Amendments



FEMA

Amendment	Date Issued	Action
Amendment No. 12 to FEMA-4421-DR-IA	July 2, 2019	Adds three counties for Public Assistance
Amendment No. 1 to FEMA-4447-DR-OH	July 2, 2019	Adds one county for Individual Assistance
Amendment No. 12 to FEMA-4393-DR-NC Amendment No. 2 to FEMA-4412-DR-NC	July 2, 2019	Appoints Elizabeth Turner as the FCO

FEMA Common Operating Picture



FEMA HQ

NWC	NRCC
Monitoring	Gold Team

FEMA REGIONS

WATCH	RRCC
Monitoring	I Rostered
Monitoring	II Rostered
Monitoring	III Rostered
Monitoring	IV Rostered
Monitoring	V Rostered
Monitoring	VI Rostered
Monitoring	VII Rostered
Monitoring	VIII Rostered
Monitoring	IX Rostered
Monitoring	X Rostered

Activation Details

4418-DR-WA
FCO: Willie G. Nunn
JFO: Camp Murray, WA

4420-DR-NE
4446-DR-PTN
FCO: C. Johnson-Cage
JFO: Lincoln, NE

4444-DR-ND
FCO: Thomas Carroll
JFO: TBD

4440-DR-SD
4448-DR-OST
FCO: James R. Stephenson
JFO: Sioux Falls, SD
RVIII IMAT

4403-DR-KS
4417-DR-KS
FCO: Heather R. Smith
FCO: Timothy J. Scranton
4435-DR-MO
FCO: Seamus K. Leary
VJO: Kansas City, MO

4390-DR-MN
4414-DR-MN
4442-DR-MN
FCO: John F. Boyle
JFO: TBD
MERS (MN)

4386-DR-IA
4392-DR-IA
4421-DR-IA
4430-DR-S&FTMI
FCO: Timothy J. Scranton
JFO: Windsor Heights, IA

4383-DR-WI
4402-DR-WI
JFO: Madison, WI
4424-DR-OH
4447-DR-OH
FCO: Steven W. Johnson
JFO: Columbus, OH
RV IMAT (OH)

4413-DR-AK
FCO: Timothy Manner
JFO: Anchorage, AK (AFO)
RX IMAT

4432-DR-OR
FCO: Rosalyn L. Cole
JFO: Salem, OR
RX IMAT

4448-DR-ID
FCO: Dolph A. Diemont
JFO: Boise, ID
RX IMAT

4409-DR-TON
FCO: Mark Wingate
4422-DR-UBLI
4423-DR-CBI
4425-DR-SBLI
4431-DR-CA
4434-DR-CA
4436-DR-NN
FCO: Bern. Ruiz
VJO: Oakland, CA

4432-DR-CA
4407-DR-CA
FCO: David G. Samaniego
JFO: Sacramento, CA
RIX IMAT-1

4433-DR-GU
FCO: Tracy Haynes
JFO: Saipan, MP
CHMI

4437-DR-MT
FCO: Nathan Knapp
VJO: Denver, CO

3412-EM-KS
4449-DR-KS
FCO: Jon K. Huss
JFO: TBD
RVIII IMAT

4438-DR-OK
FCO: Gerry Stolar
JFO: Warr Acres, OK
RVII IMAT-2 (OK EDC)

4416-DR-TX
FCO: Sandra Esslinger
VJO: Austin, TX (TRO)

4441-DR-AR
FCO: Jerry S. Thomas
JFO: Little Rock, AR
RVII IMAT-1 (AR EDC)

3413-EM-LA
4439-DR-LA
FCO: Traci Brasher
VJO: Baton Rouge, LA (LRO)

4415-DR-MS
4429-DR-MS
4430-DR-MS
FCO: Jose M. Giron
JFO: Ridgeland, MS

4337-DR-FL
FCO: Gary Stanley
JFO: Orlando, FL

4399-DR-FL
FCO: Thomas Dargan
JFO: Tallahassee, FL

4335-DR-USVI
4340-DR-USVI
4336-DR-PR
4339-DR-PR
FCO: Justo Hernandez
JFO: Guaynabo, PR (CAD)
JFO: St. Croix, USVI

Field Office Staging Area
JFOs: 23 / VJFOs: 7
DRs: 65
EMs: 2
Deployed Teams

4445-DR-VT
4367-DR-ME
4372-DR-MA
4379-DR-MA
4385-DR-CT (Closing July 13)
4410-DR-CT
FCO: James N. Russo
JFO: Milford, MA

4408-DR-PA
FCO: Steven S. Ward
JFO: Harrisburg, PA

4401-DR-VA
4411-DR-VA
FCO: Dolph A. Diemont
JFO: Glen Allen, VA

4428-DR-KY
FCO: Allan Jarvis
VJO: Frankfort, KY

4393-DR-NC
4412-DR-NC
FCO: Elizabeth Turner
JFO: Durham, NC

4427-DR-TN
4400-DR-GA
JFO: Nashville, TN
FCO: Manny J. Toro

4406-DR-AL
4419-DR-AL
4426-DR-AL
FCO: Terry Quarles
JFO: Durham, NC

4335-DR-USVI
4340-DR-USVI
4336-DR-PR
4339-DR-PR
FCO: Justo Hernandez
JFO: Guaynabo, PR (CAD)
JFO: St. Croix, USVI

N-IMATs
3 Teams

East	
West	
Crisis	

R-IMATs
4-6 Teams

I	
II	
III	
IV-1	
IV-2	
V	OH
VI-1	AR
VI-2	OK
VII	KS
VIII	SD
IX-1	CA
IX-2	
X	AK/OR/ID
FMC	PMC
NMC	Deployed

Team:

Status

US&R

(>66%)

MERS

(>66%)

FCOs

(≤1Type 1)

FDRCs

(=2)

IM WORKFORCE

Assigned:

28

36

29

12

13,549 ▲

Unavailable

0

0

2 (+1)

2

4,050 ▲

Deployed:

0

0

24 (-1)

8

6,138 ▲

Available:

28

36

3

2

3,361 / 25% ▼

IM CADRE AVAILABILITY SUMMARY

Cadres with 25% or Less Availability

EA 23% (120/513); EHP 5% (28/526); ER 12% (8/69); FL 13% (20/155); FM 22% (62/278); HM 13% (148/1,166); IT 15% (104/676); LOG 18% (234/1,319); NDRS 23% (64/281); OPS 19% (52/274); PA 9% (223/2,561); PLAN 14% (56/404); SAF 9% (5/54); SEC 7% (9/120)

As of 3:00 a.m. EDT July 03, 2019 Created by: FEMA NWC



FEMA

**FEMA's mission is helping people
before, during, and after disasters.**

Click [here](#) to subscribe to this briefing.