



# **FEMA**

## **Daily Operations Briefing**

**Monday, June 24, 2019**

**8:30 a.m. EDT**

# Significant Activity – June 21-24



FEMA

## Significant Events:

- Flooding – Central U.S. *(Updated weekly on Wednesdays)*

## Tropical Activity:

- Atlantic – No activity affecting U.S. interests
- Eastern Pacific – Disturbance 1: High (70%) – No threat to U.S. interests
- Central Pacific – No activity affecting U.S. interests
- Western Pacific – No activity affecting U.S. interests

## Significant Weather:

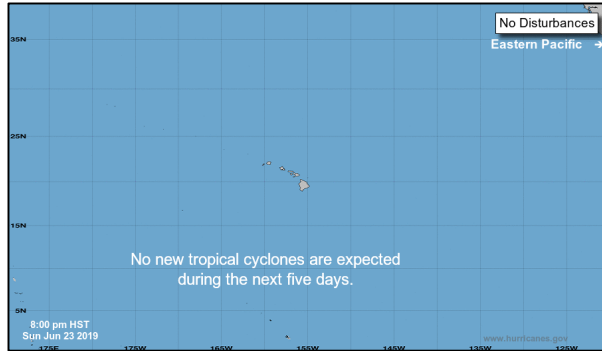
- Severe Thunderstorms Possible – Portions of TX, Upper Mississippi Valley, and Tennessee/Ohio valleys to the Mid-Atlantic
- Heavy Rain and Flash Flooding Possible – Southern TX

**Declaration Activity:** None

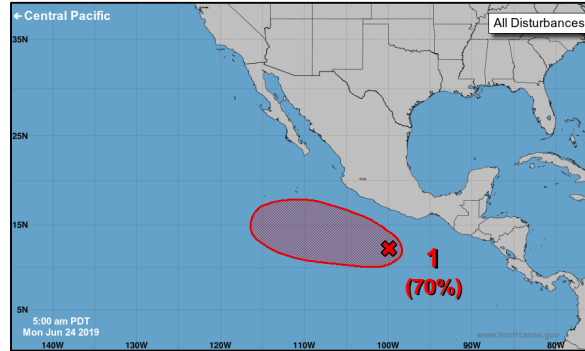
# Tropical Outlook – Five Day



FEMA



***Central Pacific***



***Eastern Pacific***

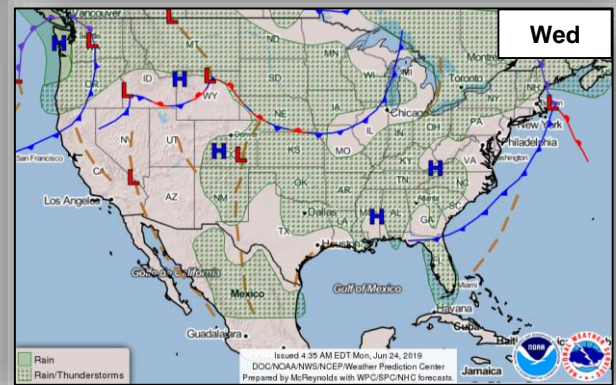
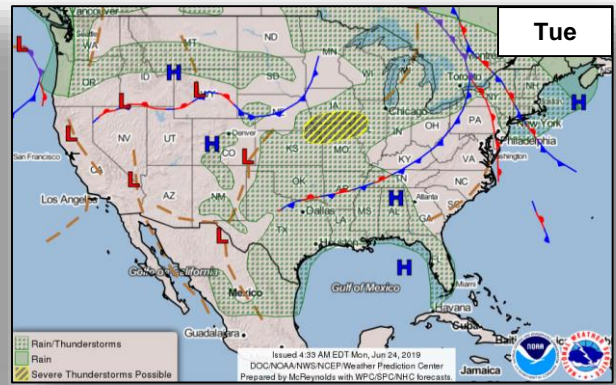
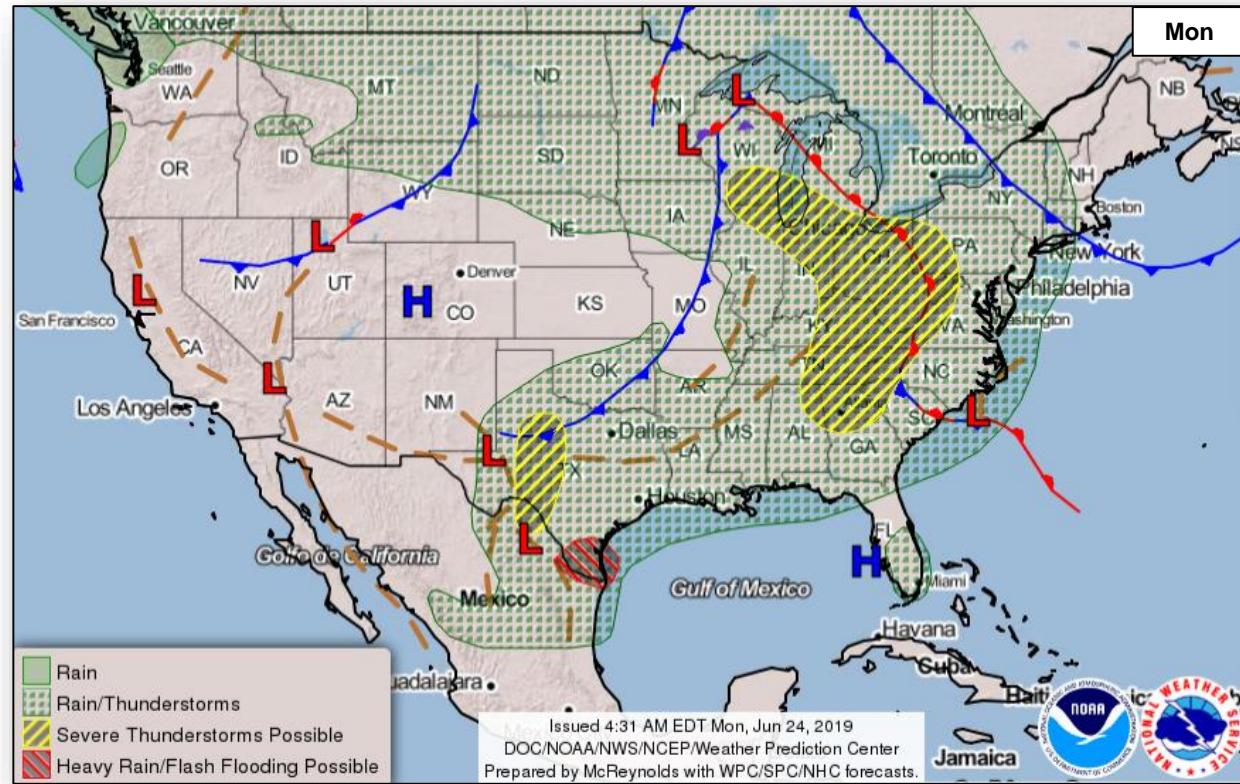


***Atlantic***

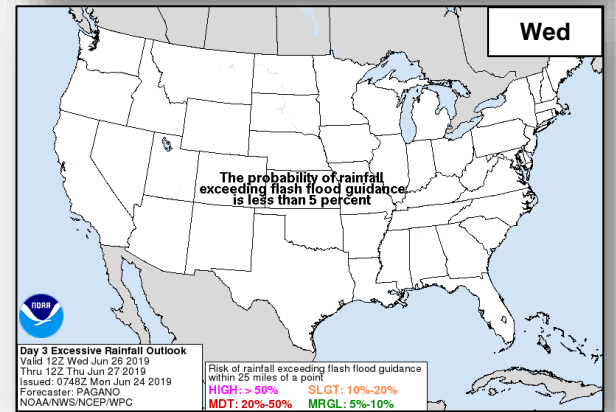
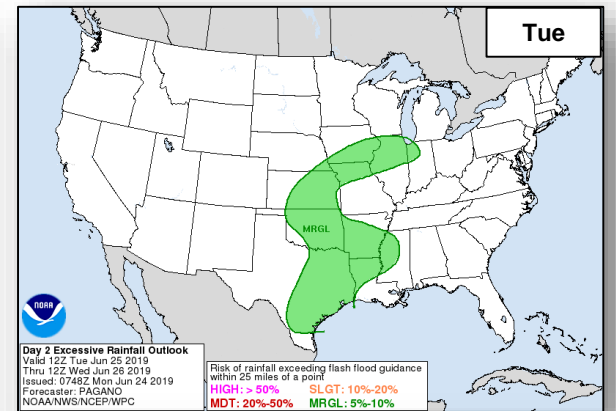
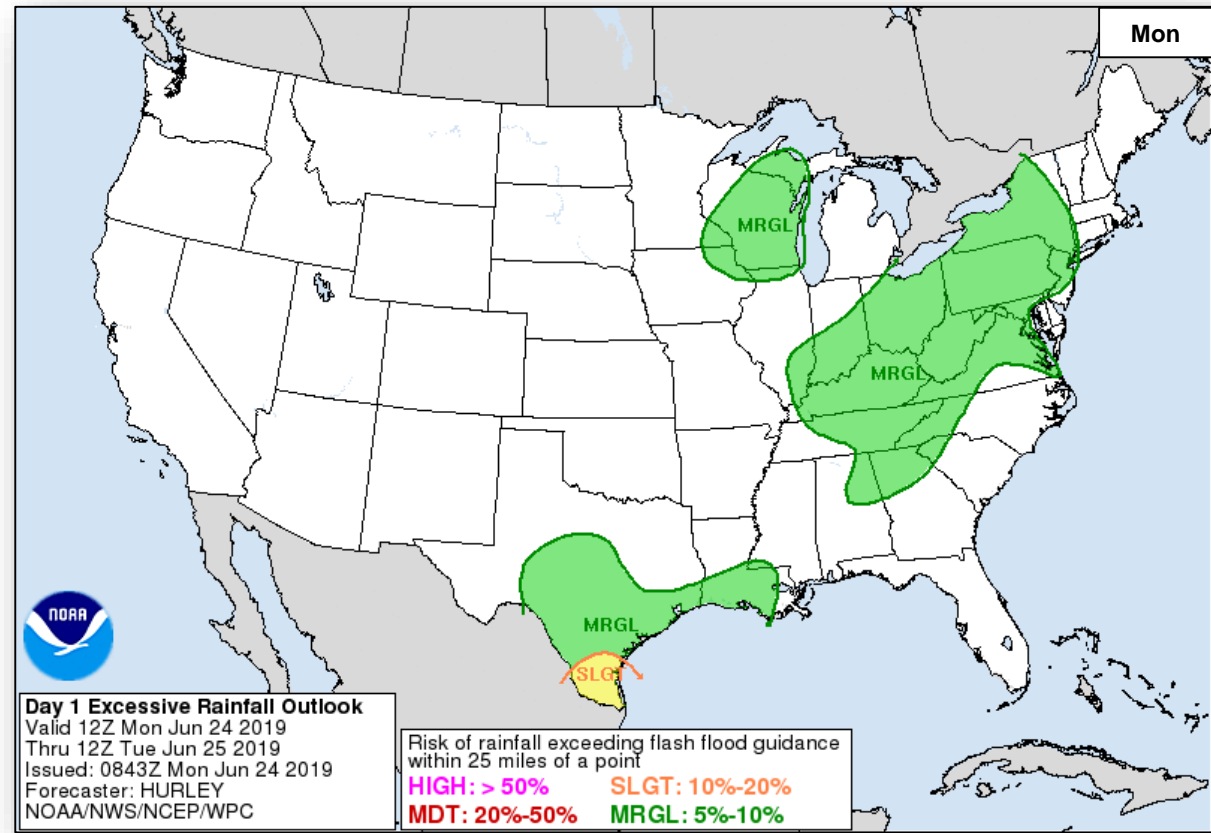
## *Disturbance 1 (as of 5:00 a.m. EDT)*

- A few hundred miles southwest of the Gulf of Tehuantepec
- Expected to form in the next few days
- Formation chance through 48 hours: Med (50%)
- Formation chance through 5 days: High (70%)
- No threat to U.S. interests

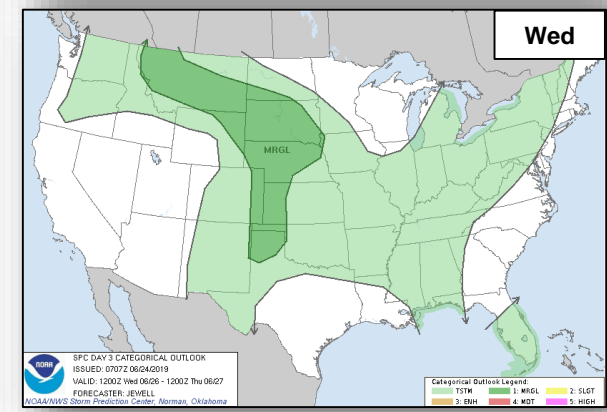
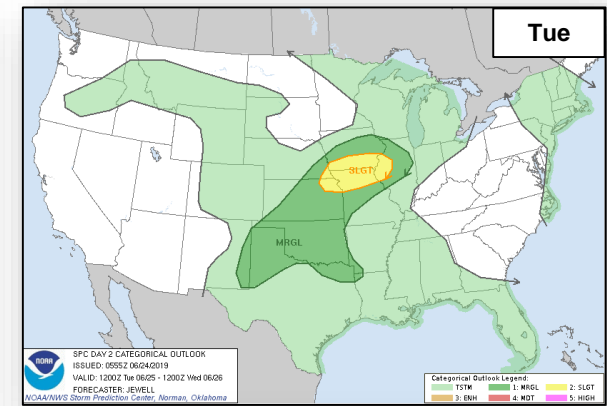
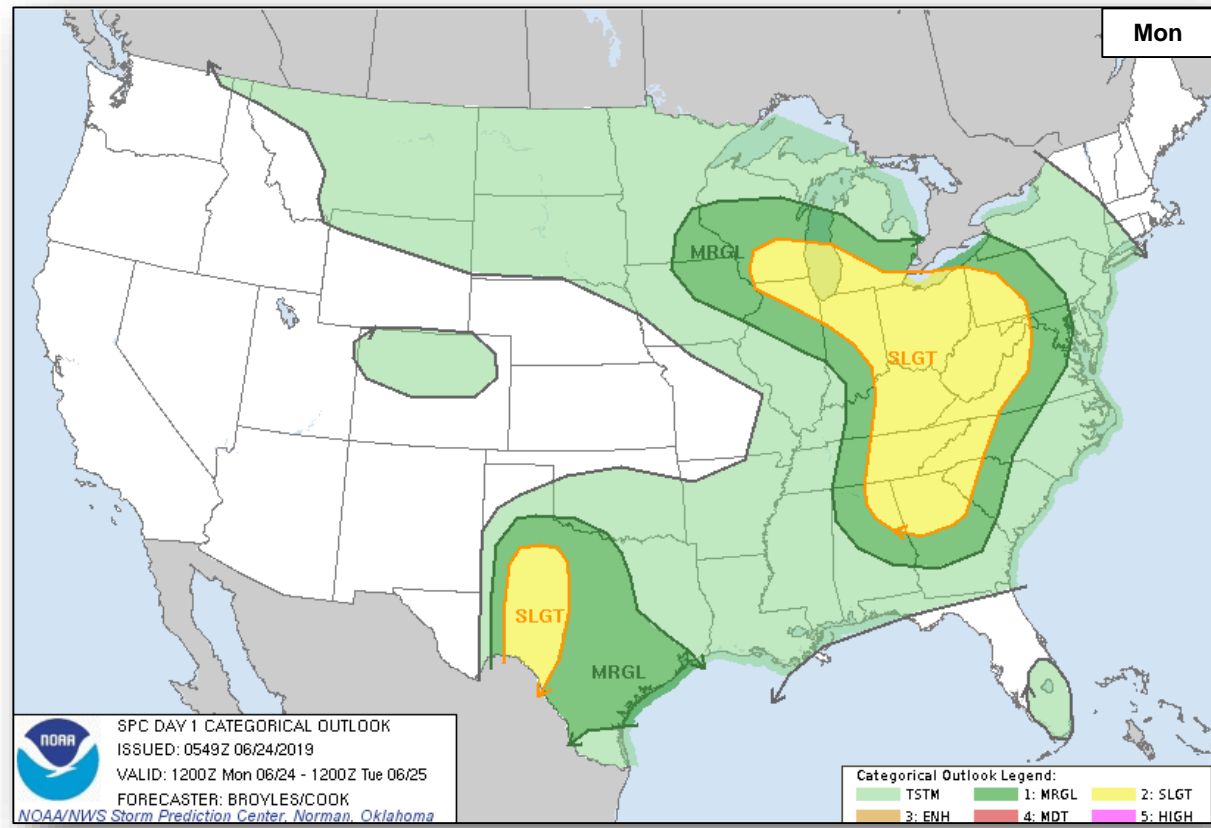
# National Weather Forecast



# Excessive Rainfall – Forecast



# Severe Weather Outlook

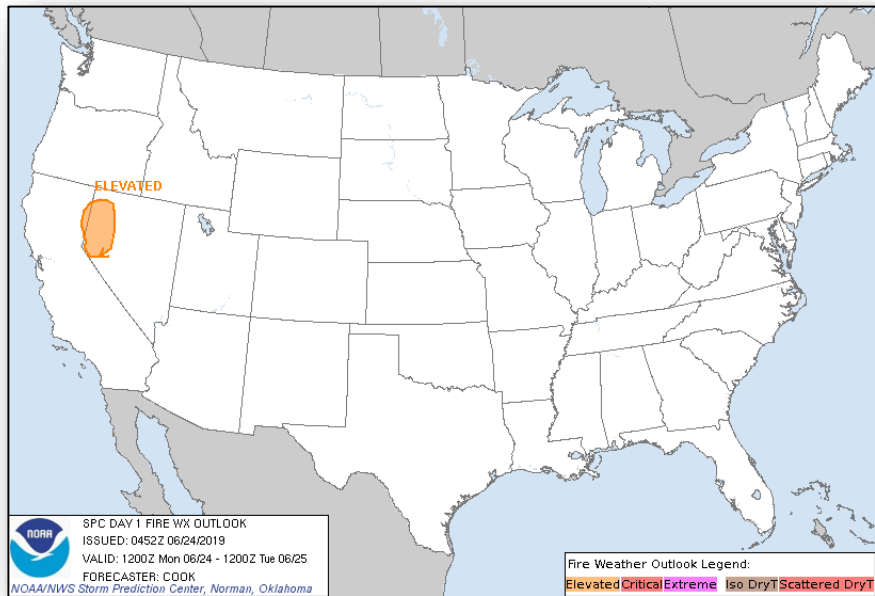




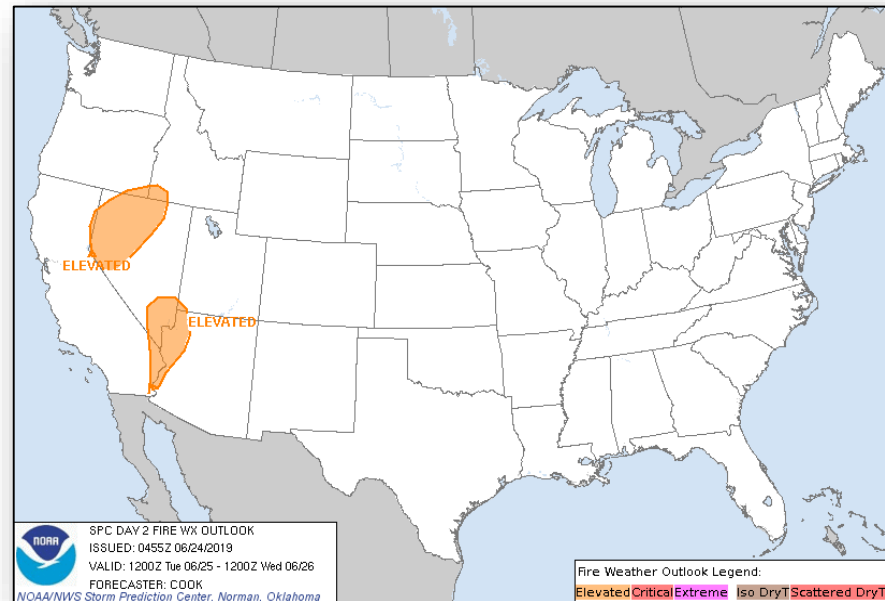
# Fire Weather Outlook



FEMA



**Monday**

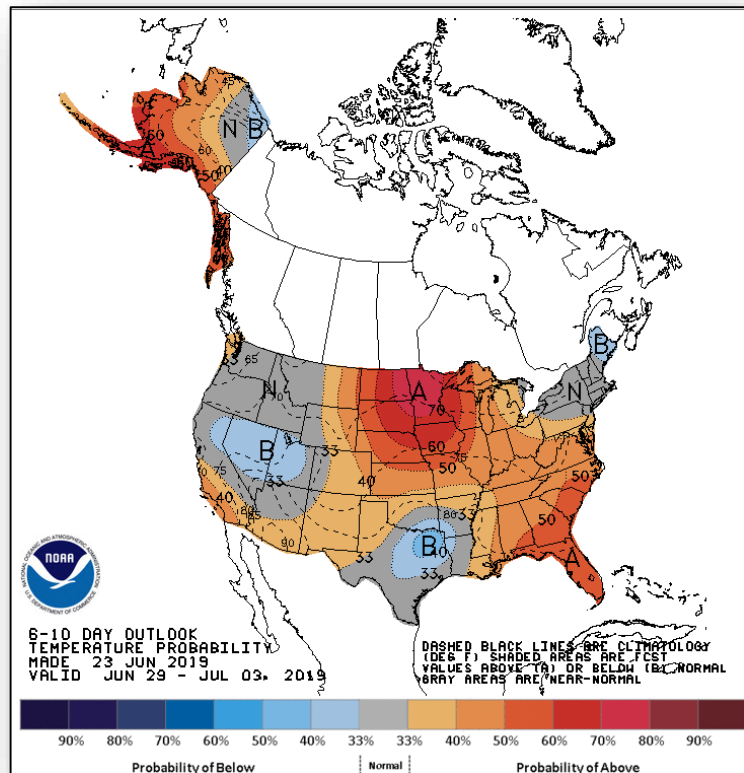


**Tuesday**

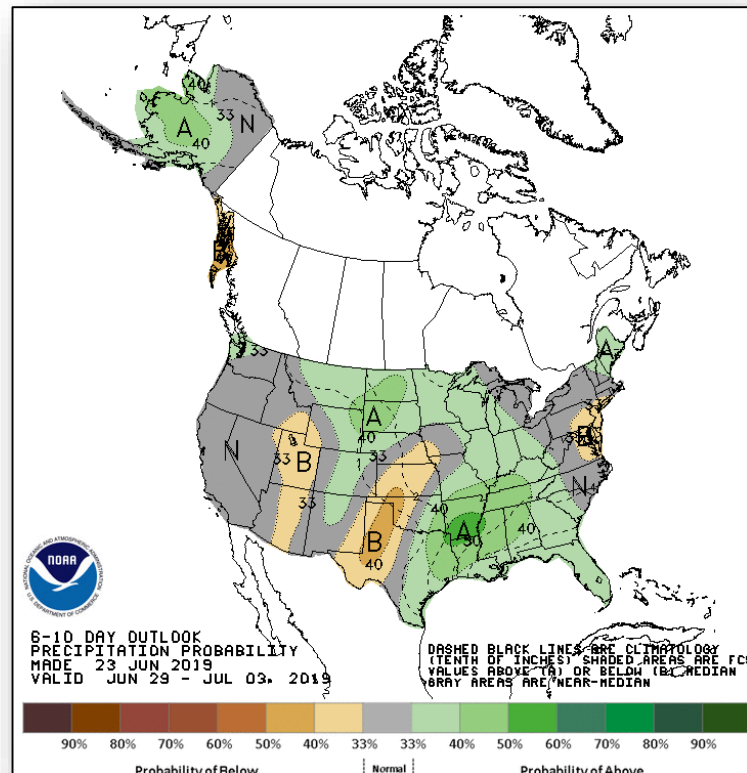
# Long Range Outlooks – Jun 29 – Jul 03



FEMA



**6-10 Day Temperature Probability**

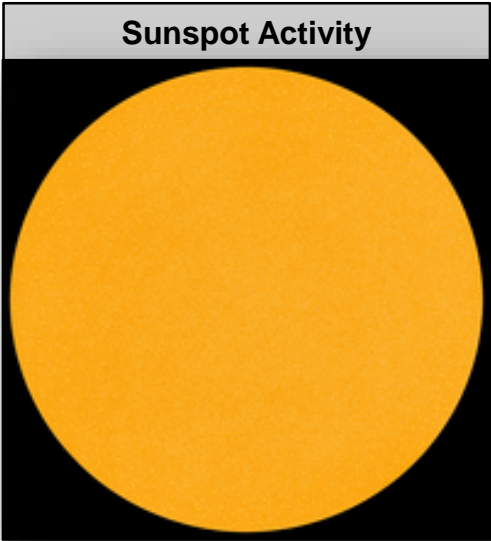



**6-10 Day Precipitation Probability**



# Space Weather

	Space Weather Activity	Geomagnetic Storms	Solar Radiation	Radio Blackouts
Past 24 Hours	None	None	None	None
Next 24 Hours	None	None	None	None
For further information on NOAA Space Weather Scales refer to: <a href="http://www.swpc.noaa.gov/noaa-scales-explanation">http://www.swpc.noaa.gov/noaa-scales-explanation</a>				



# Joint Preliminary Damage Assessments



FEMA

Region	State / Location	Event	IA/PA	Number of Counties		Start – End
				Requested	Complete	
V	OH	Severe Storms, Straight-line Winds, Tornadoes, Flooding and Landslides May 27-29, 2019	IA	0	0	N/A
			PA	6	0	6/25 – TBD
VI	OK	Flooding May 7-9, 2019	IA	0	0	N/A
			PA	51	46 (+7)	6/12 – TBD
VII	MO	Severe Storms and Flooding April 29, 2019 and continuing	IA	42	42	6/12 – 6/18
			PA	66	0	6/24 – TBD

# Disaster Requests & Declarations



FEMA

Declaration Requests in Process					Requests APPROVED (since last report)	Requests DENIED (since last report)
2	IA	PA	HM	Date Requested	0	0
MI – DR Severe Storms and Flooding	X		X	June 10, 2019		
OR – DR Severe Storms, Flooding, Landslides, and Mudslides		X	X	June 10, 2019		

# FEMA Common Operating Picture



FEMA HQ

NWC

Monitoring\*

NRCC

Blue Team

FEMA REGIONS

WATCH

Monitoring

RRCC

Rostered

I	Rostered
II	Rostered
III	Rostered
IV	Rostered
V	Rostered
VI	Rostered
VII	Rostered
VIII	Rostered
IX	Rostered
X	Rostered

Activation Details

NWC-Alt location today (dayshift)

Back up Regions

Regions I, II, & IV

4440-DR-SD

4448-DR-OST

FCO: James R. Stephenson

JFO: TBD

RVIII IMAT (SD EOC)

MERS

4444-DR-ND

FCO: Thomas Carroll

JFO: TBD

4420-DR-NE

4446-DR-PTN

FCO: C. Johnson-Cage

JFO: Lincoln, NE

4403-DR-KS

4417-DR-KS

4442-DR-MN

4403-DR-MO

FCO: Heather R. Smith

FCO: John F. Boyle

FCO: Timothy J. Scranton

FCO: Seamus K. Leary

VFO: Kansas City, MO

MERS (MN)

4390-DR-MN

4414-DR-MN

4442-DR-MN

FCO: John F. Boyle

JFO: TBD

MERS (MN)

4386-DR-IA

4392-DR-IA

4421-DR-IA

4430-DR-S&FTMI

FCO: Steven W. Johnson

JFO: Windsor Heights, IA

4383-DR-WI

4402-DR-WI

4424-DR-OH

4447-DR-OH

FCO: Madison, WI

FCO: Columbus, OH

FCO: Steven W. Johnson

RV IMAT (OH)

Field Office Staging Area

JFOs: 22 / VJFOs: 6

DRs: 65

EMs: 2

Deployed Teams

4445-DR-VT

4367-DR-ME

4372-DR-MA

4379-DR-MA

4385-DR-CT

4410-DR-CT

FCO: James N. Russo

JFO: Milford, MA

4408-DR-PA

FCO: Steven S. Ward

JFO: Harrisburg, PA

4401-DR-VA

4411-DR-VA

FCO: Dolph A. Diemont

JFO: Glen Allen, VA

4428-DR-KY

FCO: Allan Jarvis

VIFO: Frankfort, KY

4393-DR-NC

4412-DR-NC

FCO: Nancy Casper

JFO: Durham, NC

4400-DR-GA

4427-DR-TN

FCO: Warner Robins, GA

JFO: Nashville, TN

FCO: Manny J. Toro

4335-DR-USVI

4340-DR-USVI

4336-DR-PR

4339-DR-PR

FCO: Justo Hernandez

JFO: Guaynabo, PR (CAD)

JFO: St. Croix, USVI

4413-DR-AK

FCO: Timothy Manner

JFO: Anchorage, AK (AFO)

4382-DR-CA

4407-DR-CA

FCO: David G. Samaniego

JFO: Sacramento, CA

RIX IMAT-1

4409-DR-TON

FCO: Mark Wingate

4422-DR-LIBL

4423-DR-CBI

4425-DR-SBU

4431-DR-CA

4434-DR-CA

4436-DR-NN

FCO: Bern. Ruiz

VIFO: Oakland, CA

4433-DR-GU

FCO: Tracy Haynes

JFO: Saipan, MP

4443-DR-ID

FCO: Dolph A. Diemont

JFO: TBD

4437-DR-MT

FCO: Nathan Knapp

VIFO: Denver, CO

3412-EM-KS

FCO: David Gervino

JFO: TBD

4449-DR-KS

FCO: Jon K. Huss

JFO: TBD

RVII IMAT

4438-DR-OK

FCO: Gerry Stolar

JFO: Warr Acres, OK

RV IMAT-2 (OK EOC)

MERS

4441-DR-AR

4429-DR-AR

FCO: Jerry S. Thomas

JFO: Little Rock, AR

RV IMAT-1 (AR EOC)

MERS

4416-DR-TX

FCO: Sandra Edinger

VIFO: Austin, TX (TRO)

3413-EM-LA

4439-DR-LA

FCO: Tracy Brasher

JFO: TBD

4415-DR-MS

4429-DR-MS

4450-DR-MS

FCO: Jose M. Giot

JFO: Ridgeland, MS

4406-DR-AL

4419-DR-AL

4426-DR-AL

FCO: Terry Dargan

JFO: Tallahassee, FL

4387-DR-FL

FCO: Gary Stanley

JFO: Orlando, FL

4399-DR-FL

FCO: Thomas Dargan

JFO: Tallahassee, FL

4377-DR-PR

FCO: Gary Stanley

JFO: Orlando, FL

4399-DR-FL

FCO: Thomas Dargan

JFO: Tallahassee, FL

4377-DR-PR

FCO: Gary Stanley

JFO: Orlando, FL

4399-DR-FL

FCO: Thomas Dargan

JFO: Tallahassee, FL

4377-DR-PR

FCO: Gary Stanley

JFO: Orlando, FL

4399-DR-FL

FCO: Thomas Dargan

JFO: Tallahassee, FL

East

West

Crisis

R-IMATs

4-6 Teams

I

II

III

IV-1

IV-2

V

VI-1

VI-2

VII

VIII

IX-1

IX-2

X

FMC

NMC

PMC

Deployed

Team:	US&R	MERS	FCOs	FDRCS	IM
Status	>66%	>66%	≤1Type 1	(=2)	WORKFORCE
Assigned:	28	36	29	12	13,437 ▼
Unavailable	0	0	1	2	3,847 ▼
Deployed:	0	7	25	8	6,383 ▼
Available:	28	29	3	2	3,088 / 23%▲

IM CADRE AVAILABILITY SUMMARY

Cadres with 25% or Less Availability

EA 21% (107/514); EHP 6% (29/514); ER 9% (6/69); FL 14% (21/155); FM 25% (68/275); HM 13% (149/1,161); IT 13% (90/670); LOG 18% (235/1,309); OPS 23% (61/270); PA 5% (114/2,512); PLAN 13% (52/403); SAF 6% (3/53); SEC 12% (14/120)



# FEMA

**FEMA's mission is helping people  
before, during, and after disasters.**

Click [here](#) to subscribe to this briefing.