FEMA

Daily Operations Briefing

Thursday, June 20, 2019

8:30 a.m. EDT

Significant Activity – June 19-20

Significant Events:

- Flooding – Central U.S.
  - Updated weekly on Wednesdays

Tropical Activity:

- Atlantic – No activity affecting U.S. interests
- Eastern Pacific – Disturbance 1: Low (20%) formation chance in the next 5 days
- Central Pacific – No activity affecting U.S. interests
- Western Pacific – Invest 94W – No threat to U.S. Interests - *FINAL*

Significant Weather:

- Enhanced Threat of Severe Weather – Carolinas
- Moderate Threat of Excessive Rainfall – Central OH

Declaration Activity:

- Amendment No. 11 to FEMA-4421-DR-IA

Tropical Outlook – Western Pacific

<u>Invest 94W – FINAL:</u> *(as of 1:30 a.m. EDT)*

- 625 miles SSW of Guam
- Moving NW, away from Guam and CNMI
- No Threat to U.S. interests

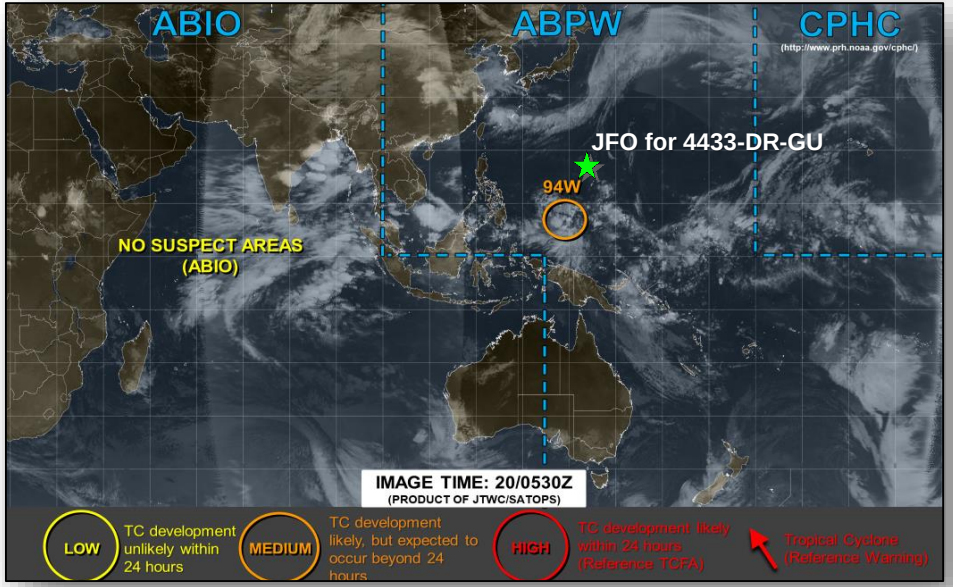

Tropical Outlook – Five Day

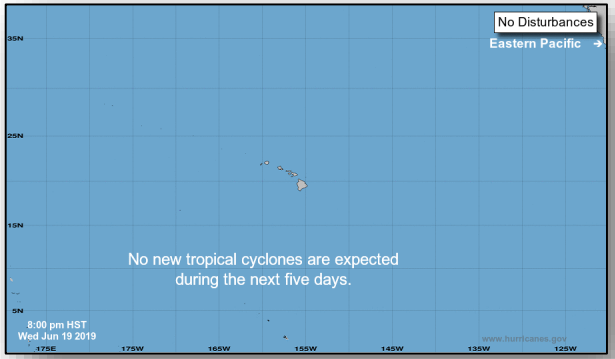

Central Pacific

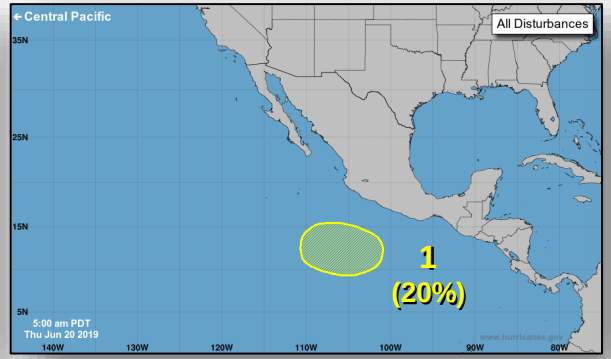

Eastern Pacific

Atlantic

<u>Disturbance 1</u> *(as of 2:00 a.m. EDT)*

- May form south of Mexico early next week
- Formation chance through 48 hours: Low (near 0%)
- Formation chance through 5 days: Low (20%)
- No threat to U.S. interests

National Weather Forecast

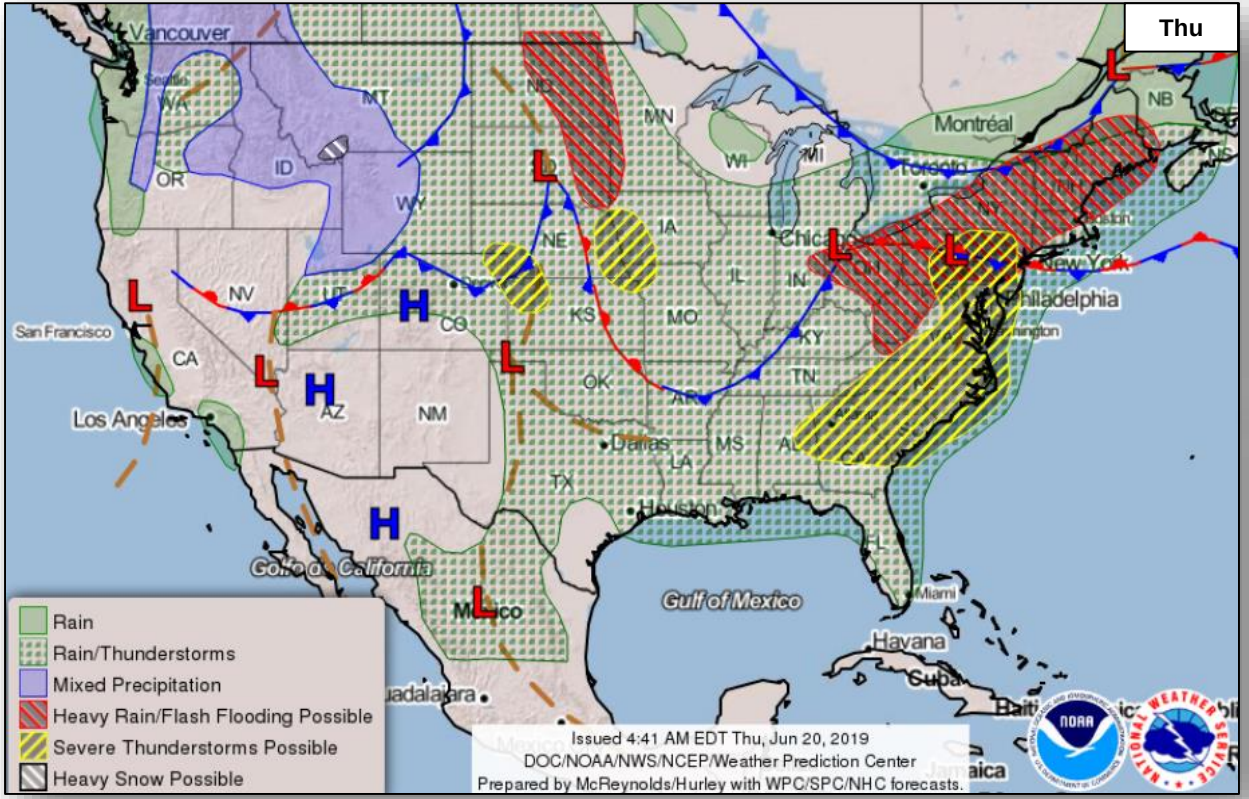

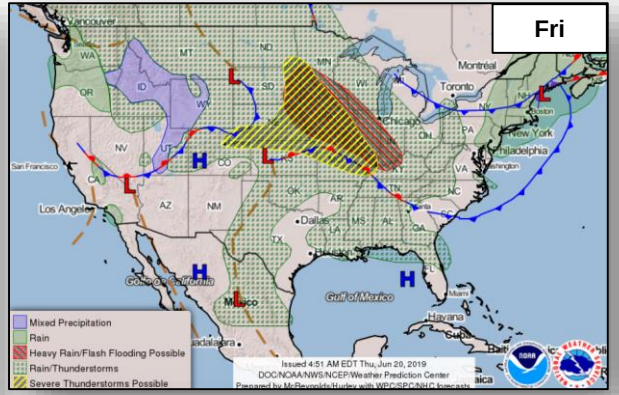

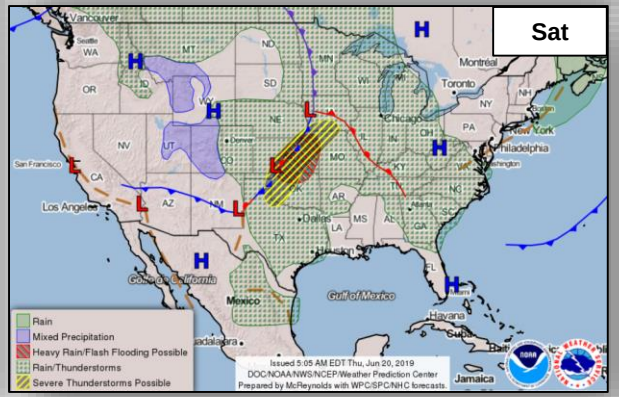

Excessive Rainfall Outlook

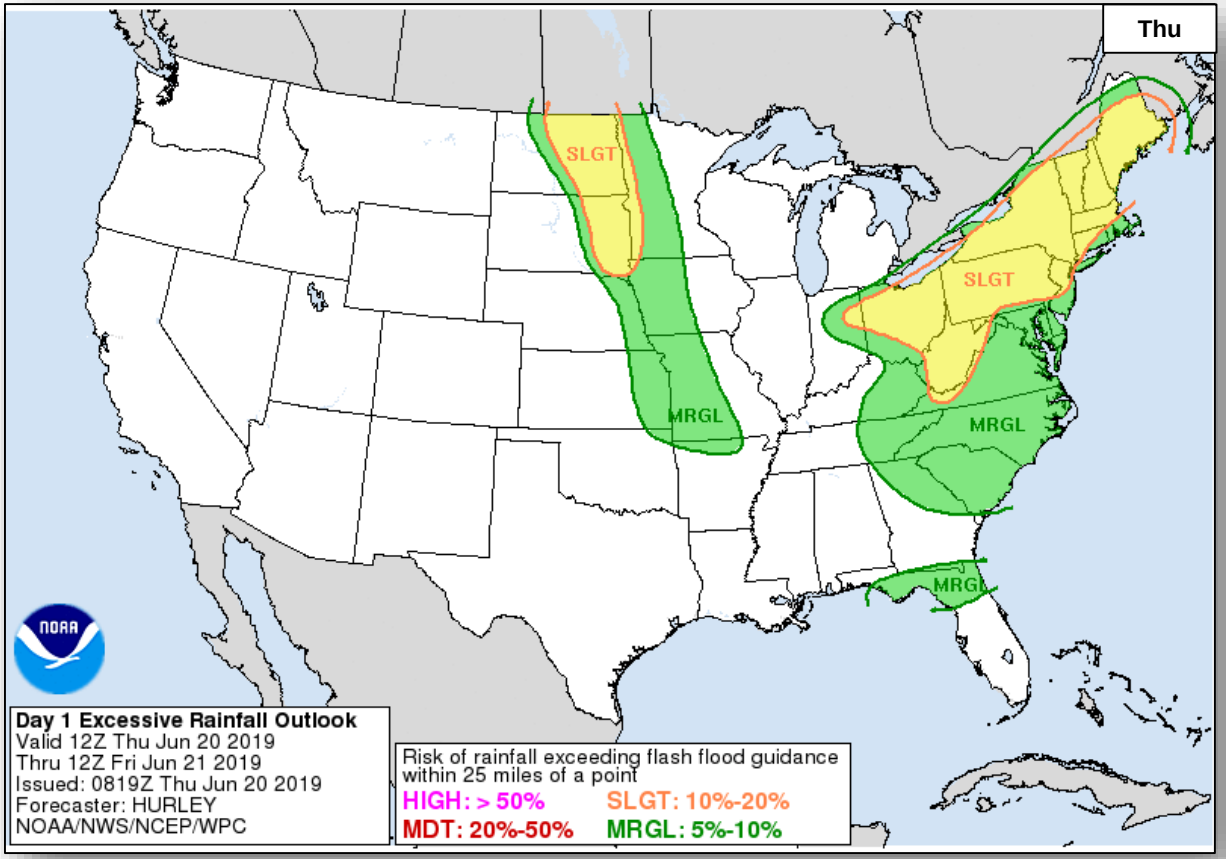

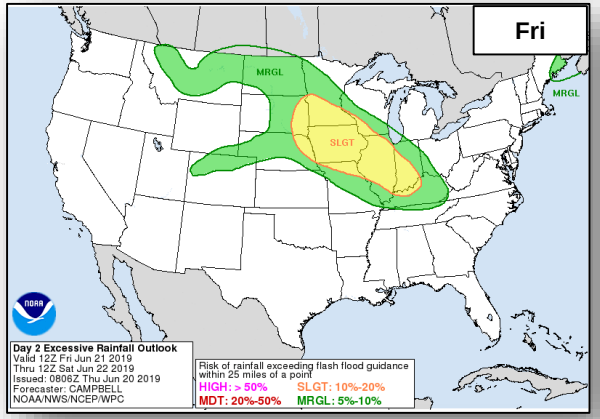

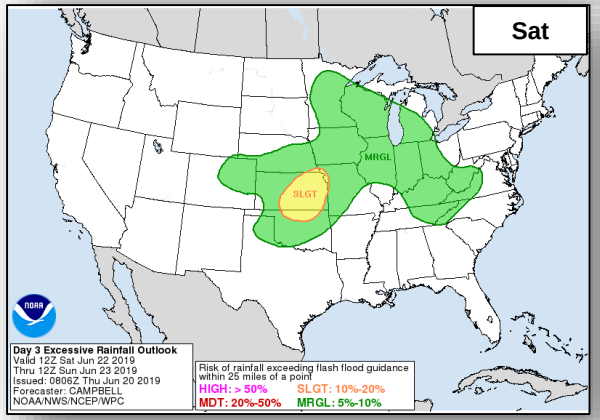

Severe Weather Outlook

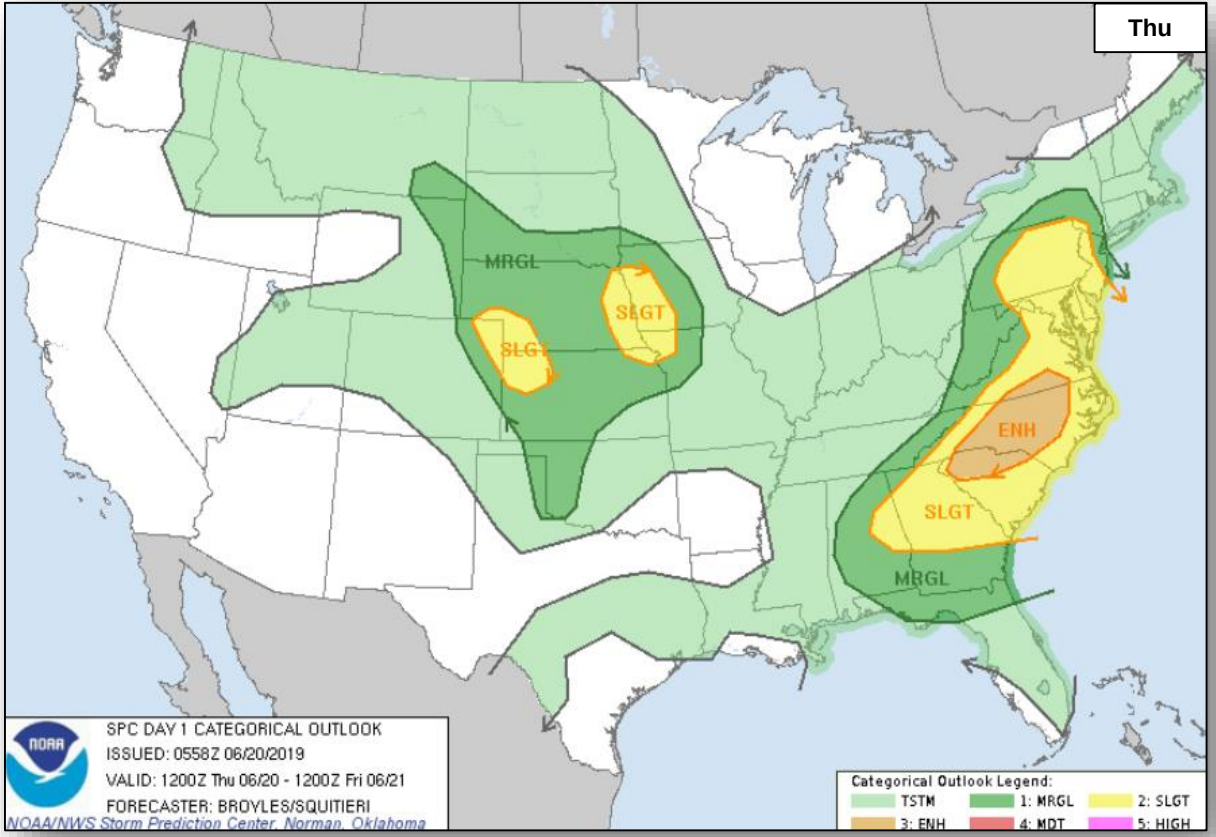

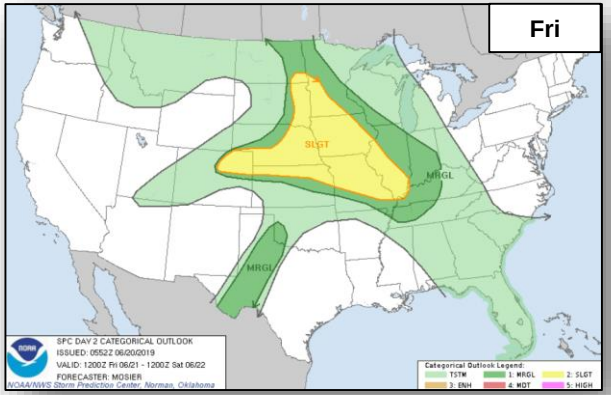

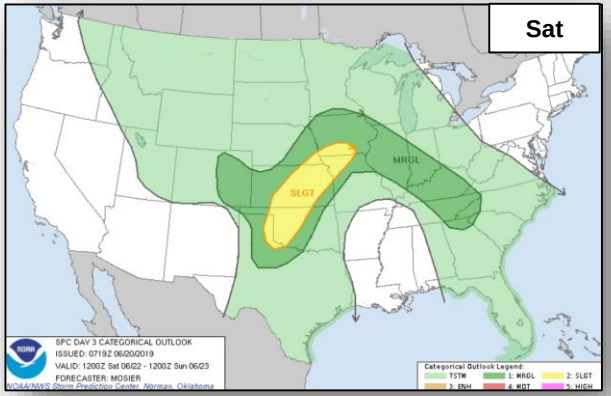

Fire Weather Outlook

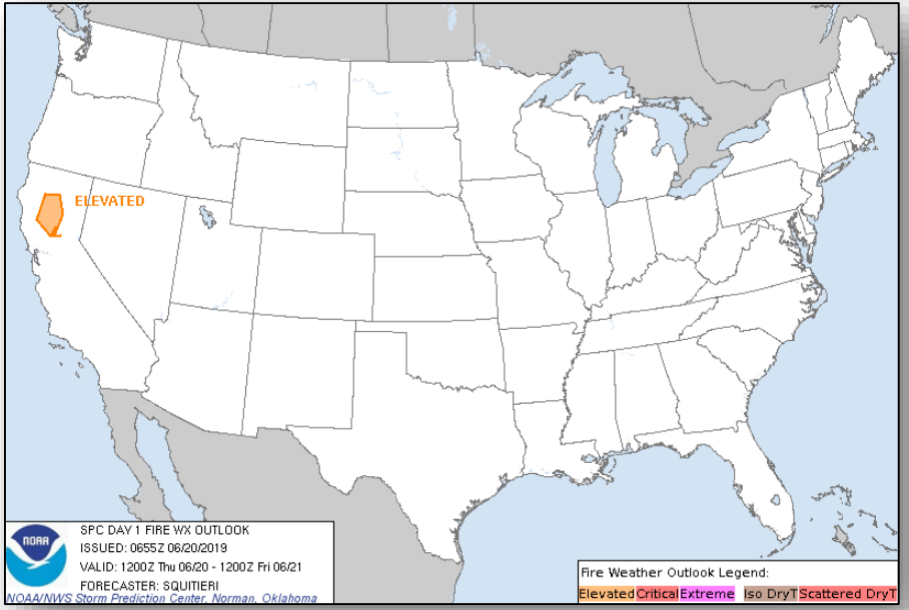

Thursday

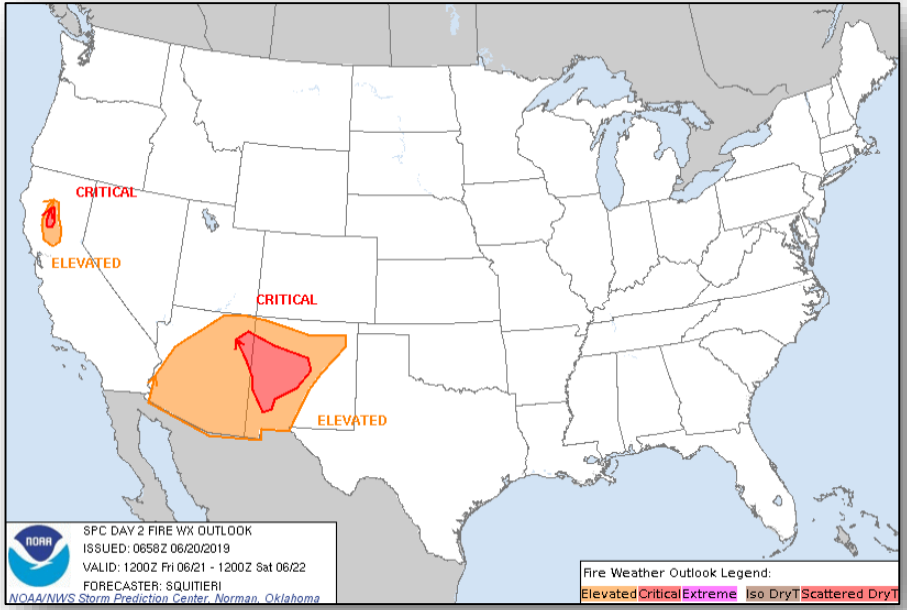

Friday

Hazards Outlook – June 22-26

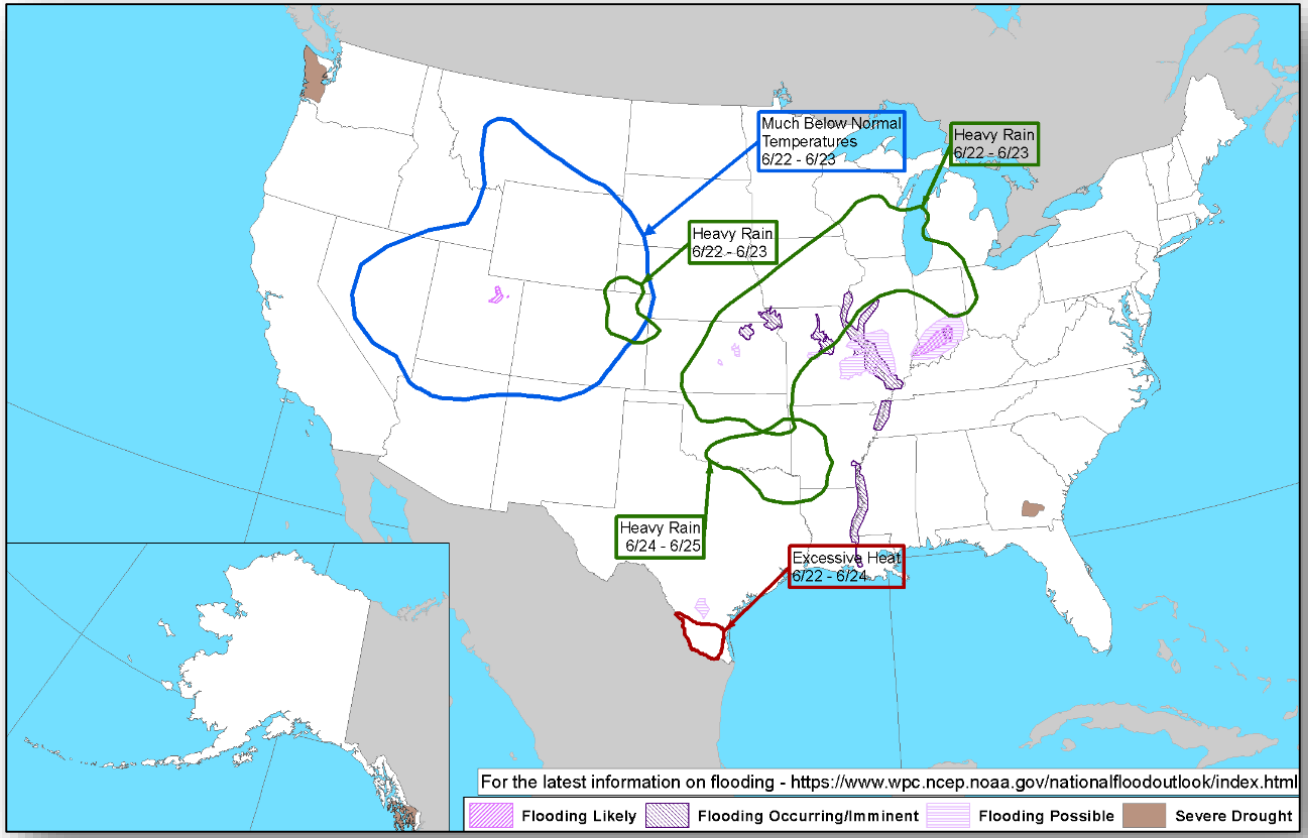

Space Weather

	Space Weather Activity	Geomagnetic Storms	Solar Radiation	Radio Blackouts
Past 24 Hours	None	None	None	None
Next 24 Hours	None	None	None	None
For further information on NOAA Space Weather Scales refer to: http://www.swpc.noaa.gov/noaa-scales-explanation				

HF Communication Impact

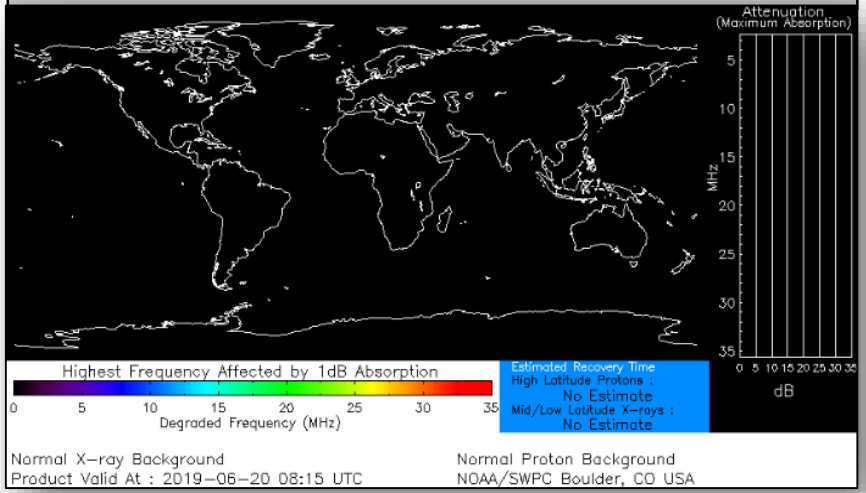

Sunspot Activity



Joint Preliminary Damage Assessments

FEMA

Region	State / Location	Event	IA/PA	Number of Counties		Start – End
				Requested	Complete	
VI	OK	Flooding May 7, 2019 and continuing	IA	0	0	N/A
			PA	52	33 (+9)	6/12 – TBD
	OK	Severe Weather April 29, 2019	IA	27	27 (+1)	6/7 – 6/18
			PA	27	25	5/16 – TBD
VII	MO	Severe Storms and Flooding April 29, 2019 and continuing	IA	42	42 (+42)	6/12 – 6/18
			PA	66 (+6)	0	6/12 – TBD

Disaster Requests & Declarations

Declaration Requests in Process					Requests APPROVED (since last report)	Requests DENIED (since last report)
5	**IA**	**PA**	**HM**	**Date Requested**	**0**	**0**
Oglala Sioux Tribe – DR Severe Storm, Snowstorm, and Flooding		X	X	May 23, 2019		
KS – DR Severe Storms, Straight-line Winds, Tornadoes, Flooding, Landslides, and Mudslides		X	X	June 7, 2019		
MI – DR Severe Storms and Flooding	X		X	June 10, 2019		
MS – DR Severe Storms, Straight-line Winds, Tornadoes, and Flooding		X	X	June 10, 2019		
OR – DR Severe Storms, Flooding, Landslide, and Mudslides		X	X	June 10, 2019		

Disaster Amendments

Amendment	Date Issued	Action
Amendment No. 11 to FEMA-4421-DR-IA	June 19, 2019	Extends the incident period

FEMA Common Operating Picture

FEMA

FEMA HQ	
NWC	NRCC
Monitoring	Blue Team

FEMA REGIONS		
WATCH		RRCC
Monitoring	I	Rostered
Monitoring	II	Rostered
Monitoring	III	Rostered
Monitoring	IV	Rostered
Monitoring	V	Rostered
Monitoring	VI	Rostered
Monitoring	VII	Rostered
Monitoring	VIII	Rostered
Monitoring	IX	Rostered
Monitoring	X	Rostered

Activation Details

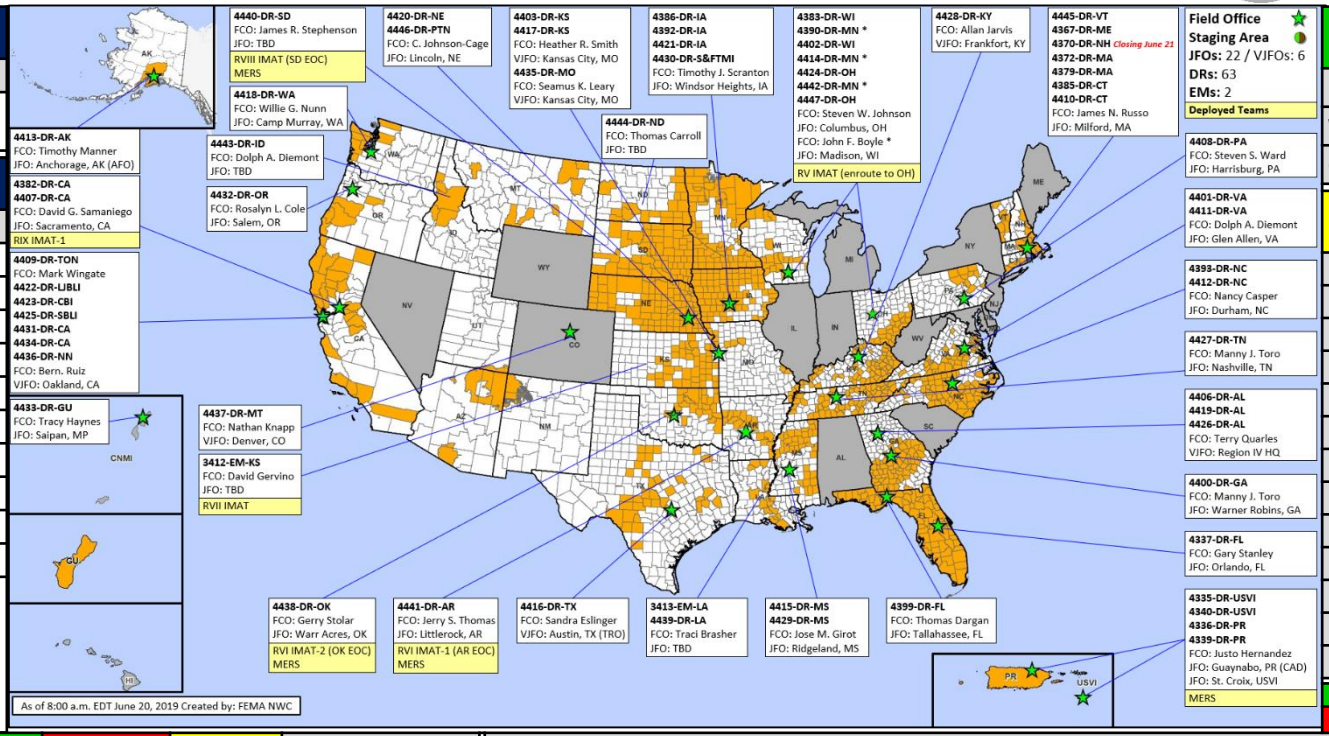

N-IMATs *3 Teams*	
East	
West	
Crisis	

R-IMATs *4-6 Teams*	
I	
II	
III	
IV-1	
IV-2	
V	OH
VI-1	AR
VI-2	OK
VII	KS
VIII	SD
IX-1	CA
IX-2	
X	

FMC	*PMC*
NMC	*Deployed*

Team: *Status*	US&R *(>66%)*	MERS *(>66%)*	FCOs *(≤1Type 1)*	FDRCs *(=2)*	IM WORKFORCE
Assigned:	28	36	29	12	13,464 (NC)
Unavailable	0	0	1	2	3,774 ▼
Deployed:	0	6	25	8	6,473 ▲
Available:	**28**	**30**	**3**	**2**	3,464 / 22% ▼

IM CADRE AVAILABILITY SUMMARY

Cadres with 25% or Less Availability

EA 22% (111/516); EHP 5% (25/514); ER 7% (5/69); FL 12% (19/155); FM 24% (66/277); HM 14% (158/1165); IT 15% (99/671); LOG 17% (224/1,319); OCC 6% (6/101); OPS 19% (50/270); PA 5% (122/2,514); PLAN 11% (43/402); SAF 6% (3/53); SEC 11% (13/122)

FEMA

FEMA’s mission is helping people before, during, and after disasters.

Click here to subscribe to this briefing.