



FEMA

Daily Operations Briefing

Saturday, May 18, 2019

8:30 a.m. EDT

Significant Activity – May 17-18



FEMA

Significant Events: None

Tropical Activity:

- Atlantic: [Disturbance 1: Low \(30%\)](#)
- Eastern Pacific: Disturbance 1: Low (30%)
- Central Pacific: No significant activity affecting U.S. interests
- Western Pacific: No significant activity affecting U.S. interests

Significant Weather:

- [Moderate Risk for Severe Weather \(Monday\) – Texas and Oklahoma](#)
- Severe thunderstorms possible – [Southern Plains/Lower Mississippi Valley to Upper Mississippi Valley](#)
- Heavy rain and flash flooding possible – [Southern Plains/Lower Mississippi Valley to Upper Mississippi Valley](#)

Declaration Activity: [Amendment No. 9 to FEMA-4421-DR-IA](#)

Space Activity: None

**Hurricane Season begins in
13 days**

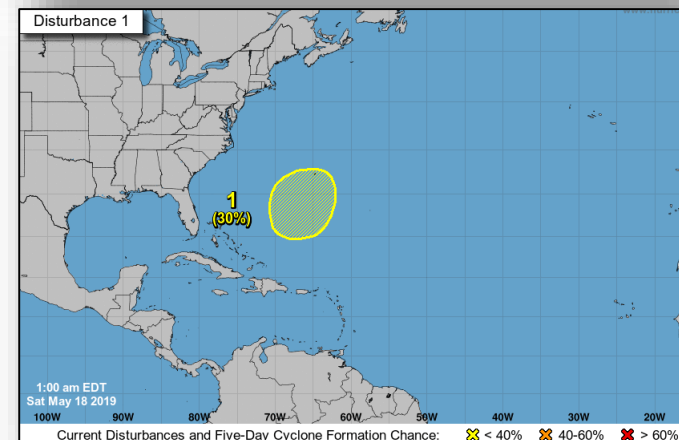
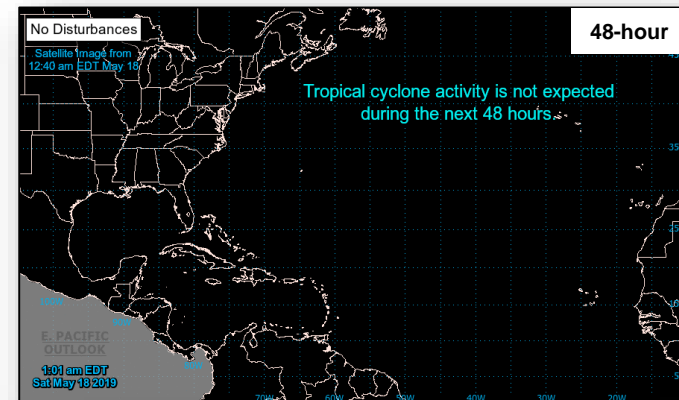
Tropical Outlook – Atlantic



FEMA

Disturbance 1 (as of 1:00 a.m. EDT)

- May form several hundred miles S or SW of Bermuda
- Moving N or NE
- Does not pose a threat to US or US Interests
- Formation chance through 48 hours: Low (near 0%)
- Formation chance through 5 days: Low (30%)



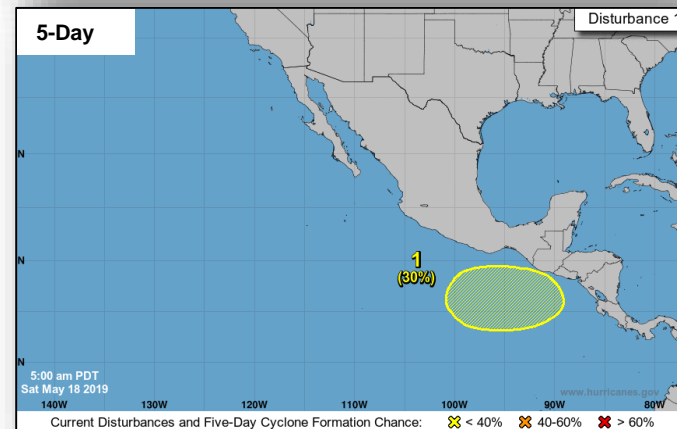
Tropical Outlook – Eastern Pacific



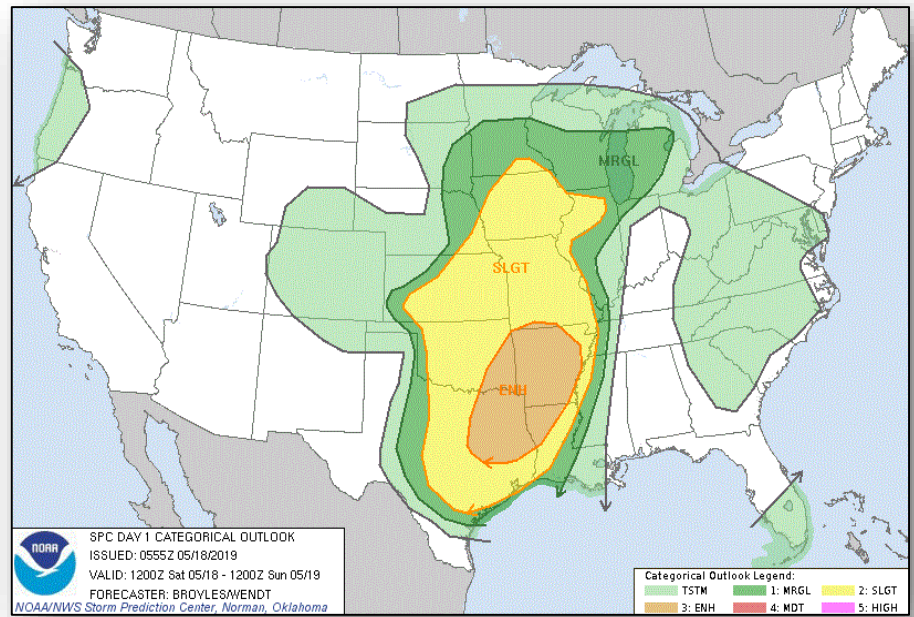
FEMA

Disturbance 1 (as of 2:00 a.m. EDT)

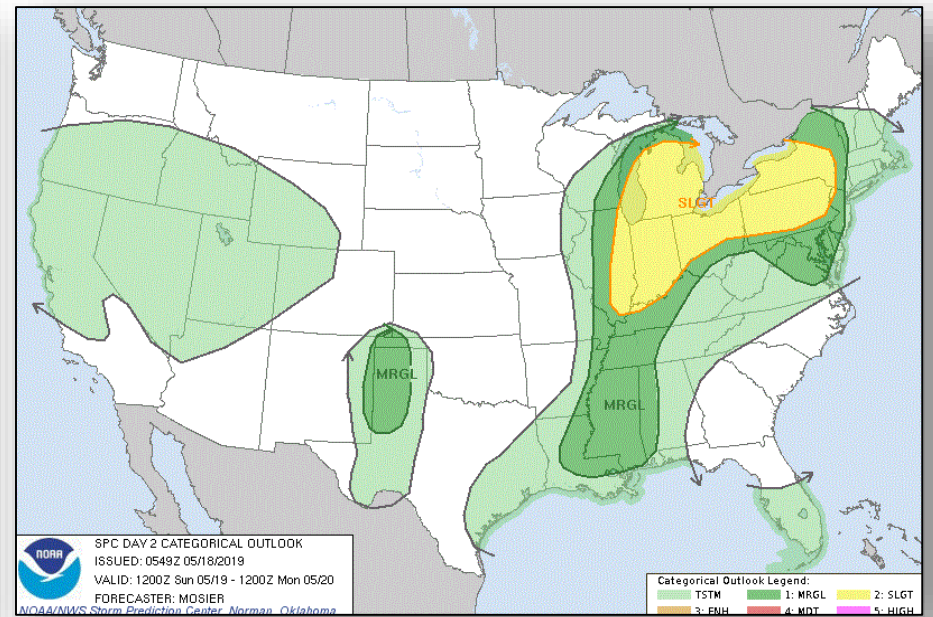
- A few hundred miles S of the southern coast of Mexico
- Drifting eastward
- Gradual development is possible during the early and middle part of next week
- Formation chance through 48 hours: Low (near 0%)
- Formation chance through 5 days: Low (30%)



Severe Weather Outlook – Weekend

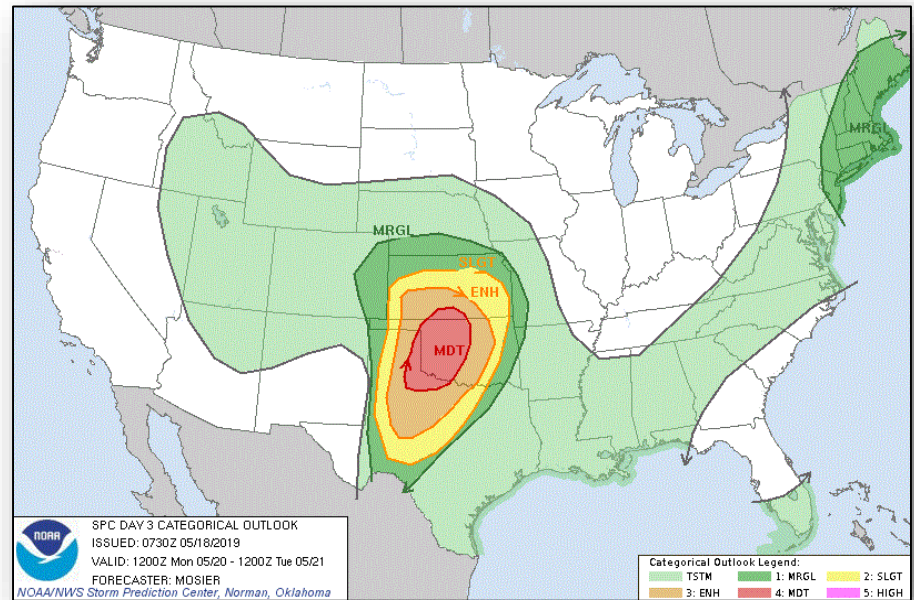


Saturday

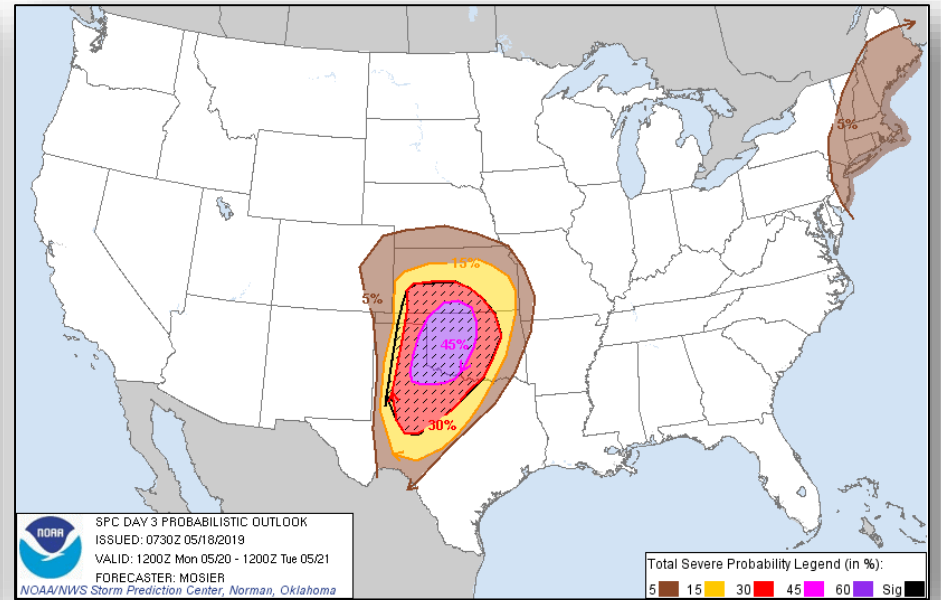


Sunday

Severe Weather Outlook – Monday



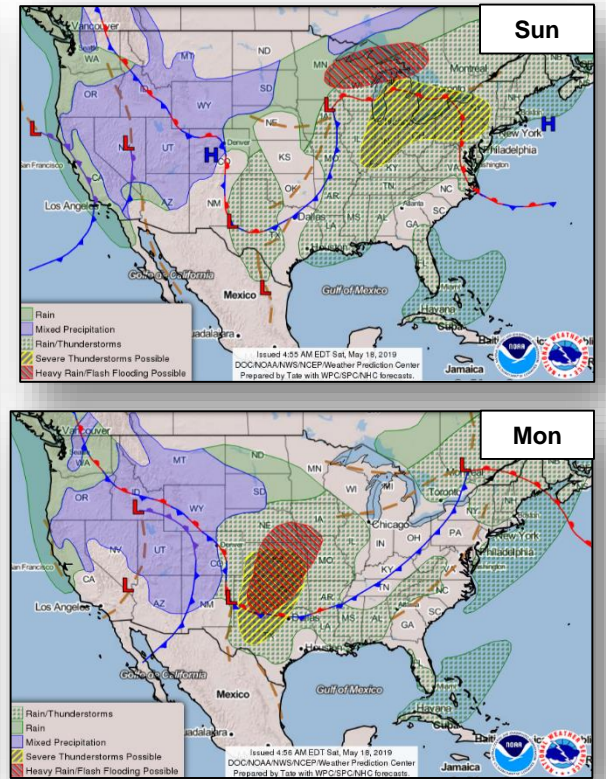
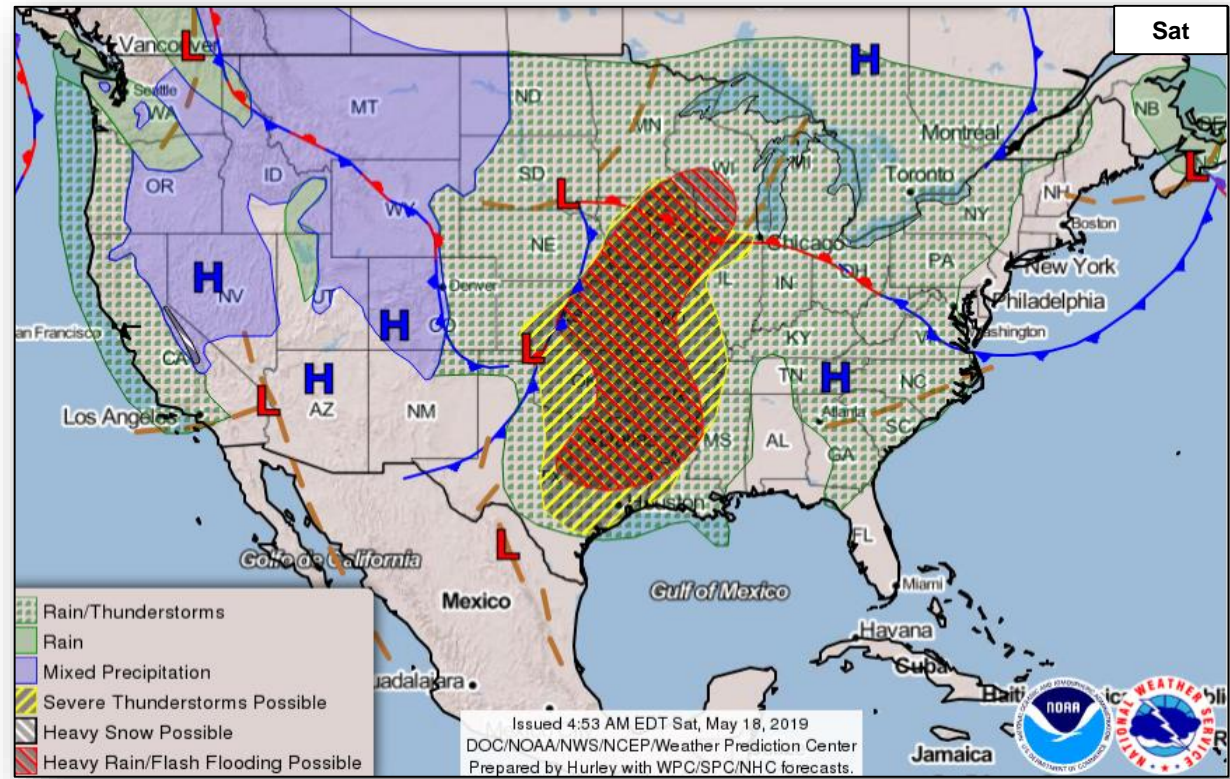
Categorical Outlook



Probabilistic Outlook

Day 3 Prob. Risk	Area (sq. mi.)	Area Pop.	Some Larger Population Centers in Risk Area
SIG SEVERE	124,447	5,046,800	Oklahoma City, OK...Tulsa, OK...Wichita, KS...Lubbock, TX...Amarillo, TX...
45 %	41,003	1,670,725	Oklahoma City, OK...Lawton, OK...Edmond, OK...Midwest City, OK...Moore, OK...
30 %	76,350	2,881,600	Tulsa, OK...Wichita, KS...Lubbock, TX...Abilene, TX...Norman, OK...
15 %	85,508	4,869,448	Fort Worth, TX...Arlington, TX...Amarillo, TX...Denton, TX...Midland, TX...
5 %	195,361	43,671,920	New York, NY...Dallas, TX...Boston, MA...Kansas City, MO...Newark, NJ...

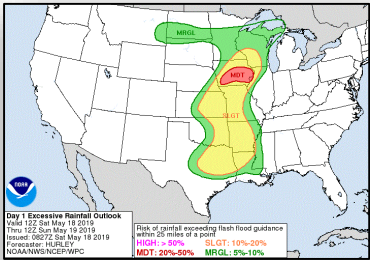
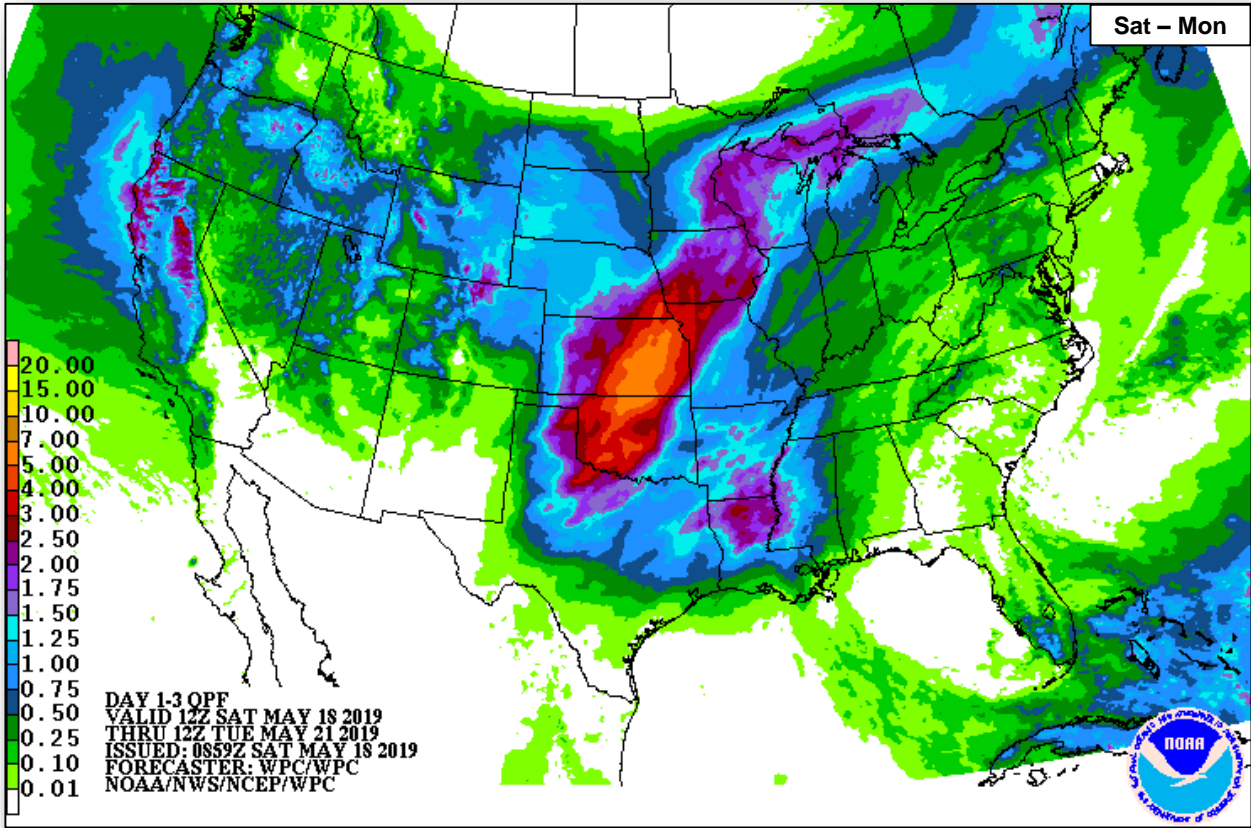
National Weather Forecast



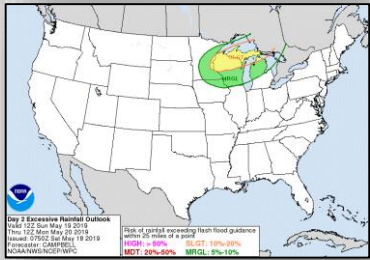
Precipitation Forecast



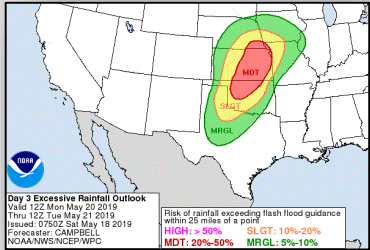
FEMA



Sat



Sun

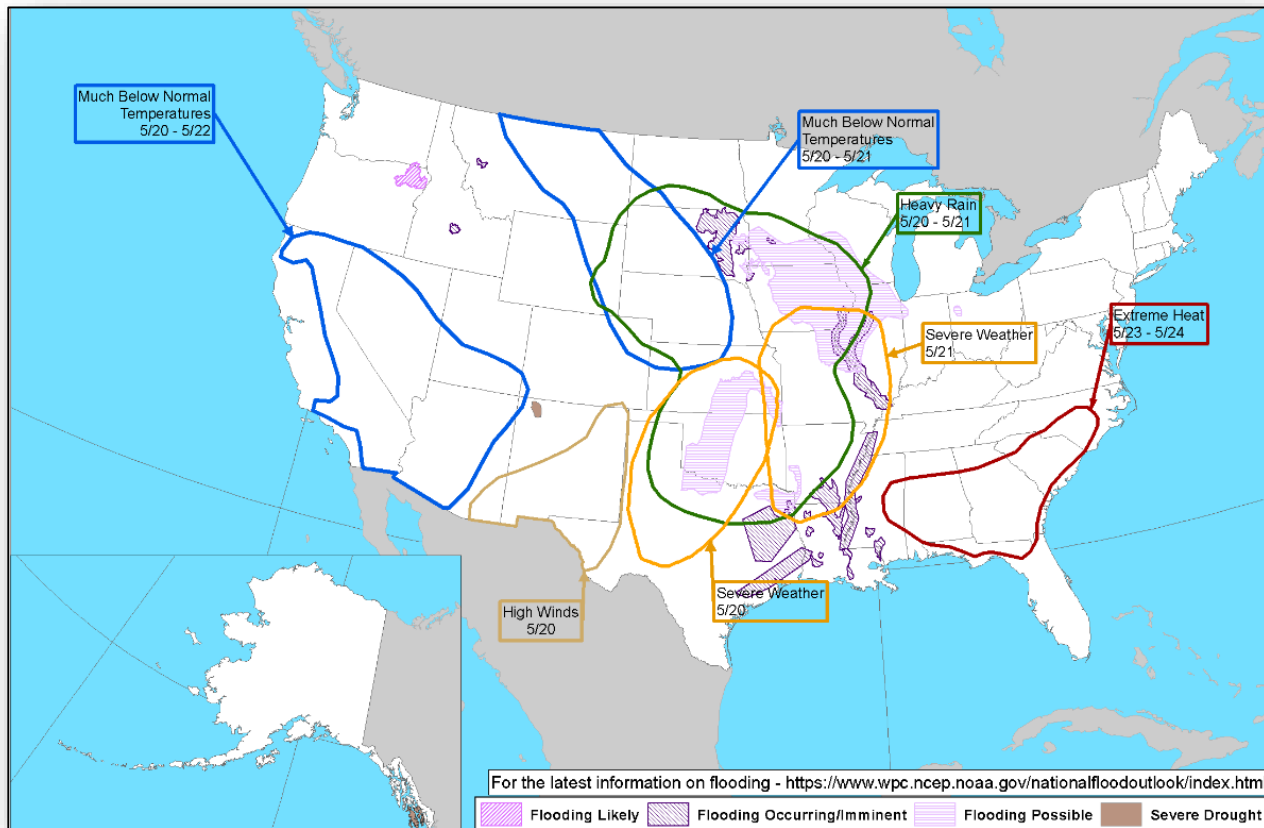


Mon

Hazards Outlook – May 20-24



FEMA

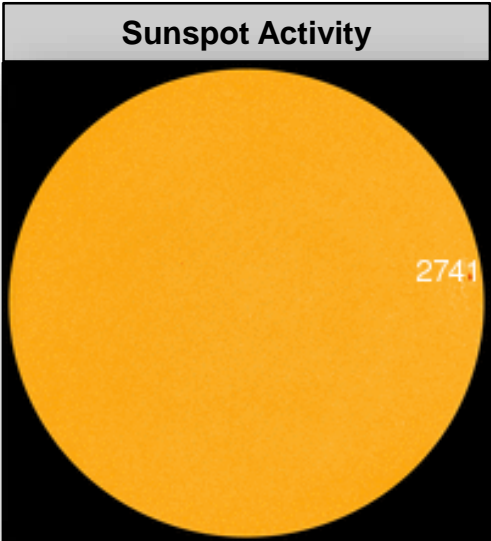



Space Weather



FEMA

	Space Weather Activity	Geomagnetic Storms	Solar Radiation	Radio Blackouts
Past 24 Hours	None	None	None	None
Next 24 Hours	None	None	None	None
For further information on NOAA Space Weather Scales refer to: http://www.swpc.noaa.gov/noaa-scales-explanation				



Joint Preliminary Damage Assessments



FEMA

Region	State / Location	Event	IA/PA	Number of Counties		Start – End
				Requested	Complete	
V	MN	Severe storms and flooding March 12 – April 29, 2019	IA	0	0	N/A
			PA	51 & 4 Tribes	43 & 2 Tribes	5/7 – TBD
VI	OK	Severe Weather April 30, 2019	IA	0	0	N/A
			PA	25	6	5/16 – TBD
VII	OTN*	Severe storms and flooding March 13, 2019 – April 1, 2019	IA	1	1	4/18 - 5/17
			PA	1	1	4/18 – 4/19
	PTN**	Severe storms and flooding March 13, 2019 – April 1, 2019	IA	1	0	4/18 – TBD
			PA	1	1	4/17 – 4/17
VIII	SD	Severe winter storms and flooding March 13 – April 26, 2019	IA	6	5	5/6 – TBD
			PA	59	52	5/17 – TBD
	ND	Severe winter storms and flooding March 13 – April 26, 2019	IA	0	0	N/A
			PA	20	0	5/7 – TBD
X	OR	Flooding, landslides, and mudslides April 6-21, 2019	IA	0	0	N/A
			PA	5	5	5/13 – 5/16

*Omaha Tribe of Nebraska

**Ponca Tribe of Nebraska

Disaster Requests & Declarations



FEMA

Declaration Requests in Process					Requests APPROVED (since last report)	Requests DENIED (since last report)
4	IA	PA	HM	Date Requested	0	0
CA – DR Severe Winter Storms, Flooding, Landslides, and Mudslides		X	X	April 13, 2019		
MO – DR Severe Storms, Straight-line Winds, and Flooding	X	X	X	April 24, 2019		
Navajo Nation – DR Snowstorms and Flooding		X	X	April 29, 2019		
MT – DR Snowstorms and Flooding		X	X	May 9, 2019		

Disaster Amendments



FEMA

Amendment	Date Issued	Action
Amendment No. 9 to FEMA-4421-DR-IA	May 17, 2019	Closes the incident period

FEMA Common Operating Picture



FEMA

FEMA HQ

NWC

Monitoring

NRCC

GOLD Team

FEMA REGIONS

WATCH	RRCC	
Monitoring	I	Rostered
Monitoring	II	Rostered
Monitoring	III	Rostered
Monitoring	IV	Rostered
Monitoring	V	Rostered
Monitoring	VI	Rostered
Monitoring	VII	Rostered
Monitoring	VIII	Rostered
Monitoring	IX	Rostered
Monitoring	X	Rostered

Activation Details
No activations

4432-DR-OR
FCO: Rosalyn L. Cole
JFO: TBD

4382-DR-CA
4407-DR-CA
FCO: David G. Samaniego
JFO: Sacramento, CA

4409-DR-TON
FCO: Mark Wingate
4422-DR-LJBU
4423-DR-CBI
4425-DR-SBLI
4431-DR-CA
FCO: Bern. Ruiz
JFO: Oakland, CA
RIV IMAT-1

4433-DR-GU
FCO: Tracy Haynes
JFO: Saipan, MP
CNMI

4413-DR-AK
FCO: Timothy Manner
JFO: Anchorage, AK (AFO)
RX IMAT

4418-DR-WA
FCO: Willie G. Nunn
JFO: Camp Murray, WA

4387-DR-NE *Closing May 24*
4420-DR-NE
FCO: C. Johnson-Cage
4403-DR-KS
4417-DR-KS
FCO: Heather R. Smith
JFO: Lincoln, NE

4386-DR-IA
4392-DR-IA
4421-DR-IA
4430-DR-S&FTMI
FCO: Timothy J. Scranton
JFO: Windsor Heights, IA

4383-DR-WI
4390-DR-MN
4402-DR-WI
4414-DR-MN
4424-DR-OH
FCO: Steven W. Johnson
JFO: Madison, WI

4428-DR-KY
FCO: Allan Jarvis
JFO: Frankfort, KY

4408-DR-PA
FCO: Steven S. Ward
JFO: Harrisburg, PA

4397-DR-NY
FCO: Seamus K. Leary
JFO: Albany, NY
Closing May 31

Field Office
Staging Area
JFOs: 20 / VJFOs: 4
DRs: 53
EMs: 0
Deployed Teams

4367-DR-ME
4370-DR-NH
4371-DR-NH *Closing May 22*
4372-DR-MA
4379-DR-MA
4385-DR-CT
4410-DR-CT
FCO: James N. Russo
JFO: Milford, MA

4401-DR-VA
4411-DR-VA
FCO: Dolph A. Diemont
JFO: Glen Allen, VA

4393-DR-NC
4412-DR-NC
FCO: Nancy Casper
JFO: Durham, NC

4394-DR-SC *Closing Jun 7*
FCO: Elizabeth Turner
JFO: Florence, SC

4415-DR-MS
4429-DR-MS
FCO: Lai Sun Yee
JFO: Atlanta, GA

4400-DR-GA
FCO: Manny J. Toro
JFO: Warner Robins, GA

4337-DR-FL
FCO: Gary Stanley
JFO: Orlando, FL

4335-DR-USVI
4340-DR-USVI
4336-DR-PR
4339-DR-PR
FCO: Justo Hernandez
JFO: Guaynabo, PR (CAD)
JFO: St. Croix, USVI

4416-DR-TX
FCO: Jerry S. Thomas
JFO: Austin, TX (TRO)
RVI IMAT-2

4427-DR-TN
FCO: Manny J. Toro
JFO: Nashville, TN

4406-DR-AL
4419-DR-AL
4426-DR-AL
Closing May 31
FCO: Gerald M. Stolar
JFO: Montgomery, AL

4399-DR-FL
FCO: Thomas Dargan
JFO: Tallahassee, FL

As of 3:00 a.m. EDT May 18, 2019 Created by: FEMA NWC

N-IMATs

= 3 Teams

East

West

Crisis

R-IMATs

7 + Teams

I	
II	
III	
IV-1	
IV-2	
V	
VI-1	
VI-2	TX
VII	Reconstituting
VIII	
IX-1	CA
IX-2	
X	AK
FMC	PMC
NMC	Deployed

Team:	US&R	MERS	FCOs	FDRCs	IM
Status	(>66%)	(>66%)	(≤1 Type 1)	(=2)	WORKFORCE
Assigned:	28	36	29	12	13,262 ▼
Unavailable	0	0	0	0	3,735
Deployed:	0	0	25	10	5,889 ▼
Available:	28	36	4	2	3,638 / 27% ▼

IM CADRE AVAILABILITY SUMMARY

Cadres with 25% or Less Availability

EHP 9% (42/492); ER 7% (4/60); FL 13% (20/153); HM 18% (203/1,118); IT 22% (146/661); LOG 19% (248/1,324); OPS 19% (50/260); PA 6% (139/2,453); PLAN 17% (66/386); SAF 13% (7/53); SEC 19% (24/125)



FEMA

**FEMA's mission is helping people
before, during, and after disasters.**

Click [here](#) to subscribe to this briefing.