



FEMA

Daily Operations Briefing

Friday, May 17, 2019

8:30 a.m. EDT

Significant Activity – May 16-17



FEMA

Significant Events: None

Tropical Activity:

- Atlantic: No significant activity affecting U.S. interests
- Western Pacific: No significant activity affecting U.S. interests
- Eastern Pacific: [Disturbance 1: Low \(30%\)](#)
- Atlantic and Central Pacific Hurricane Season begins June 1

Significant Weather:

- Enhanced risk for severe thunderstorms – [Great Plains and Ohio Valley to Mid-Atlantic](#)
- Heavy rain and flash flooding possible – [Great Plains and Midwest](#)

Declaration Activity: None

Space Activity: None

**Hurricane Season begins in
[14 days](#)**

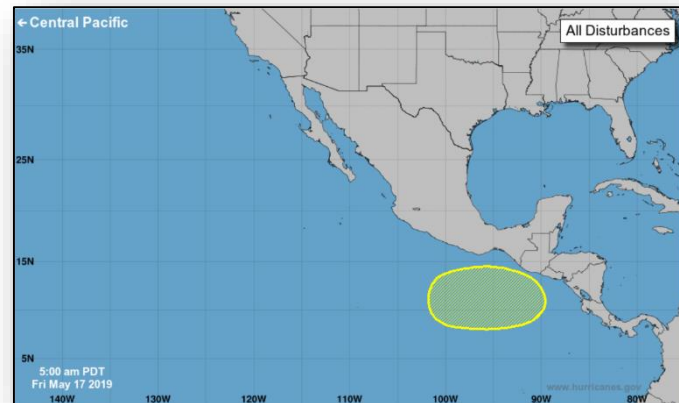
Tropical Outlook – Eastern Pacific



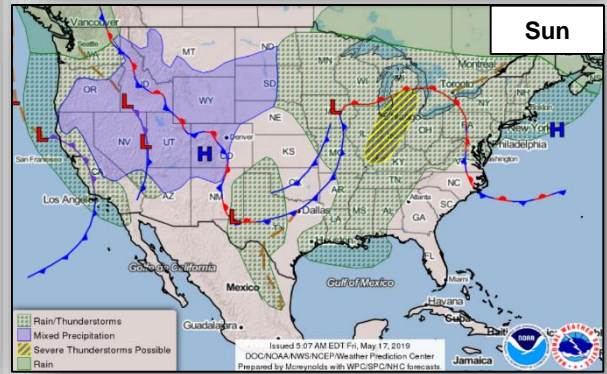
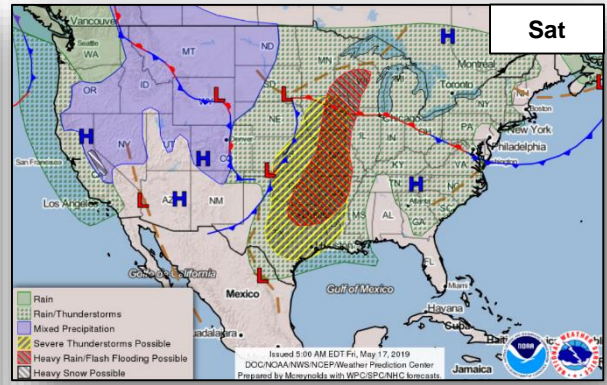
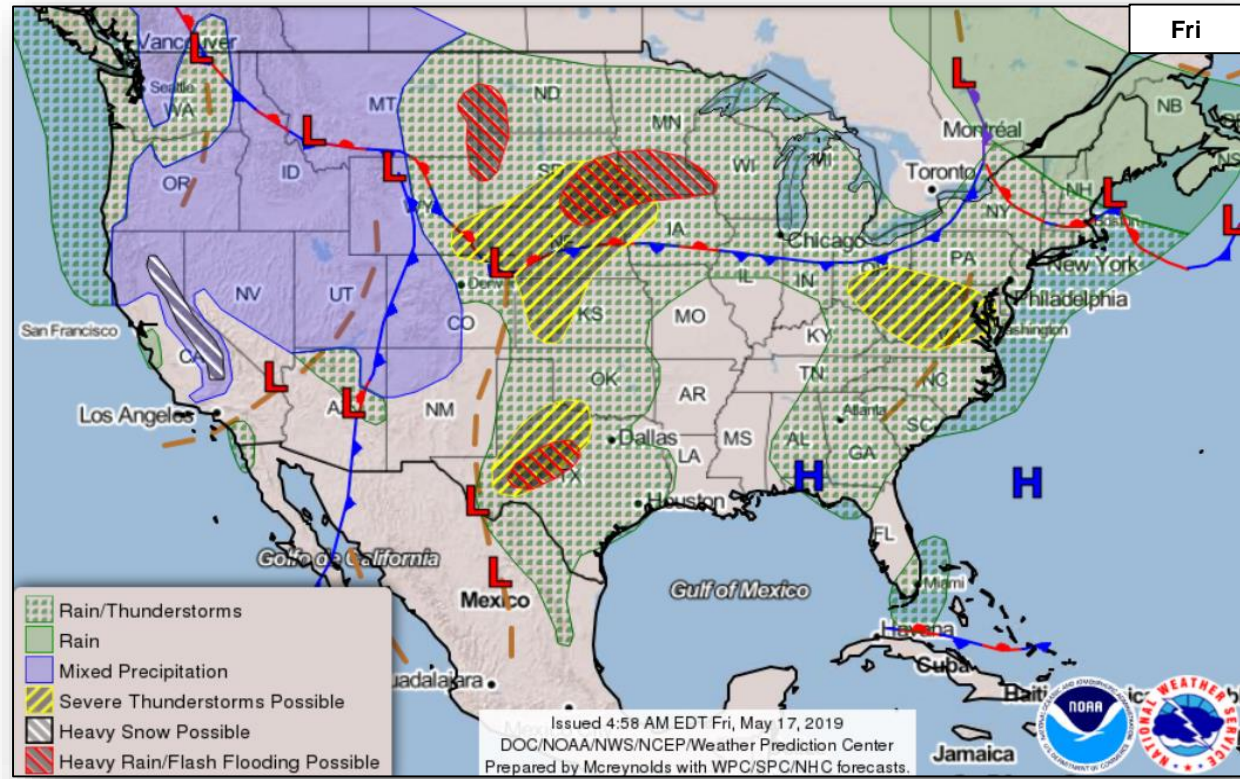
FEMA

Disturbance 1 (as of 8:00 a.m. EDT)

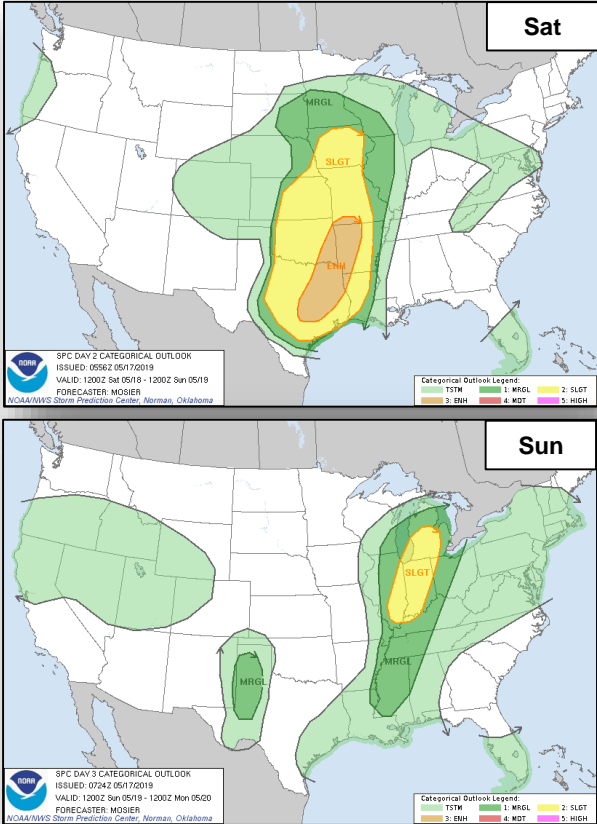
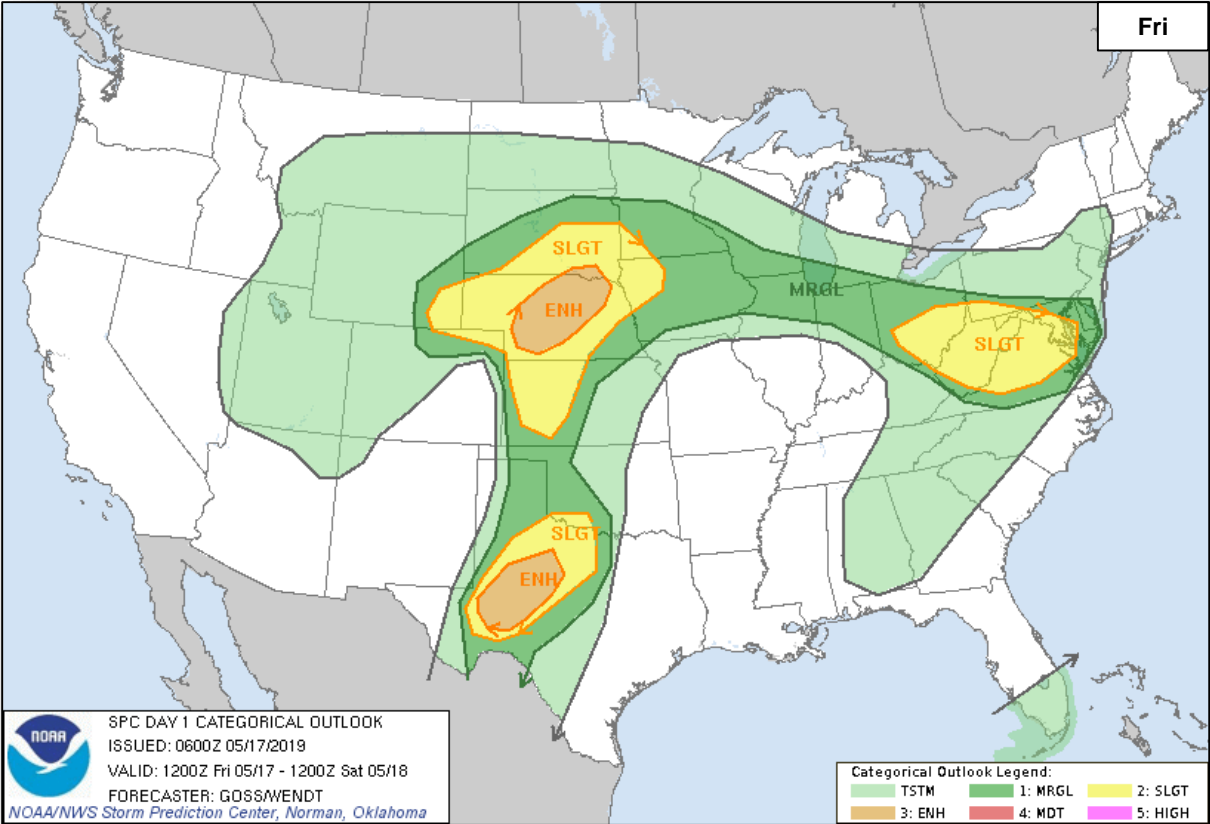
- A few hundred miles S of the southern coast of Mexico
- Drifting slowly eastward
- Some gradual development possible during the early and middle part of next week
- Formation chance through 48 hours: Low (near 0%)
- Formation chance through 5 days: Low (30%)



National Weather Forecast



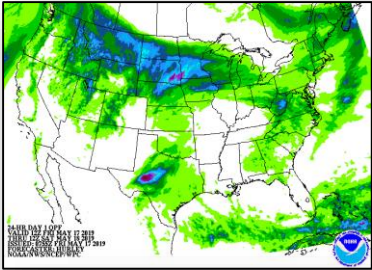
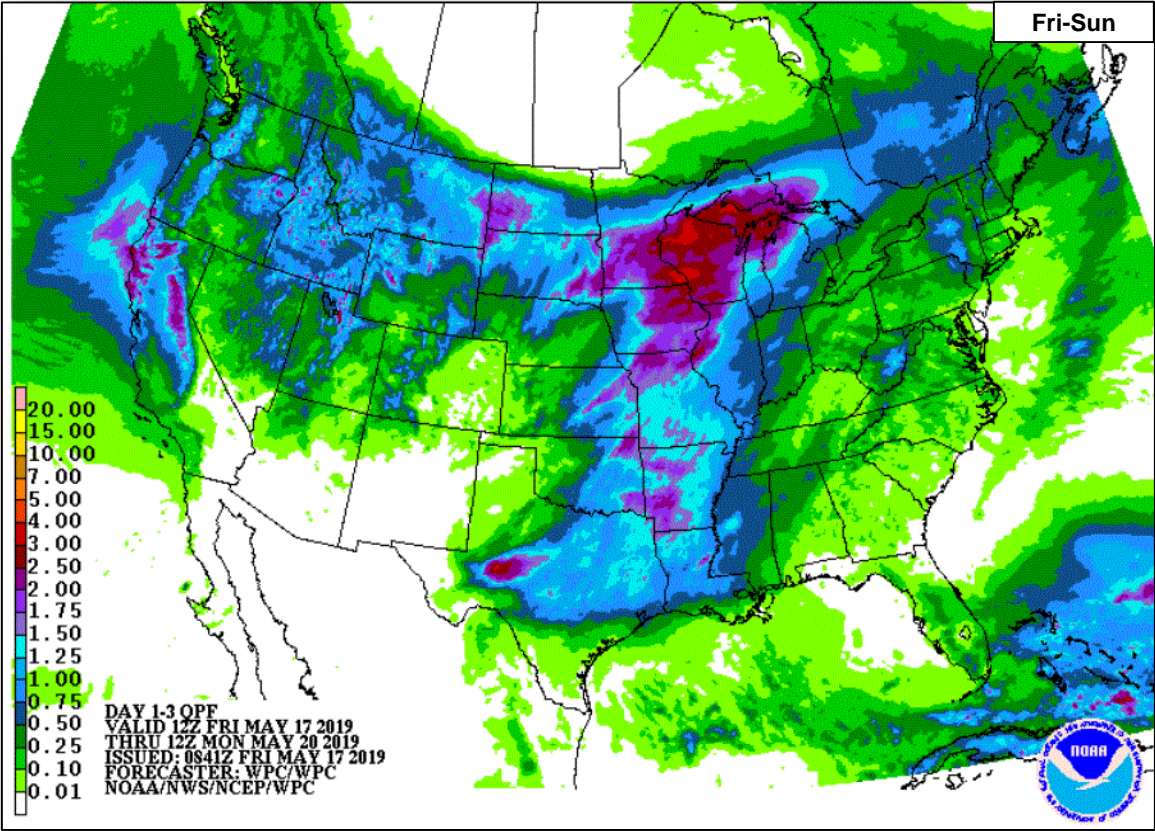
Severe Weather Outlook



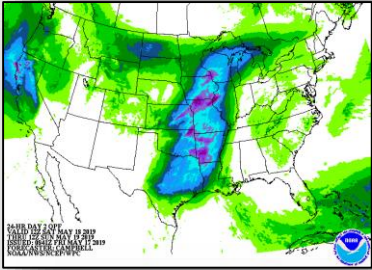
Precipitation Forecast



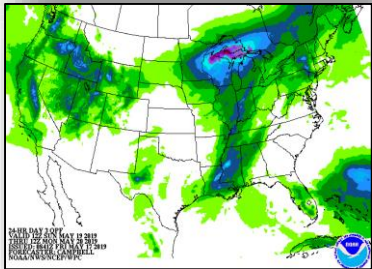
FEMA



Fri



Sat

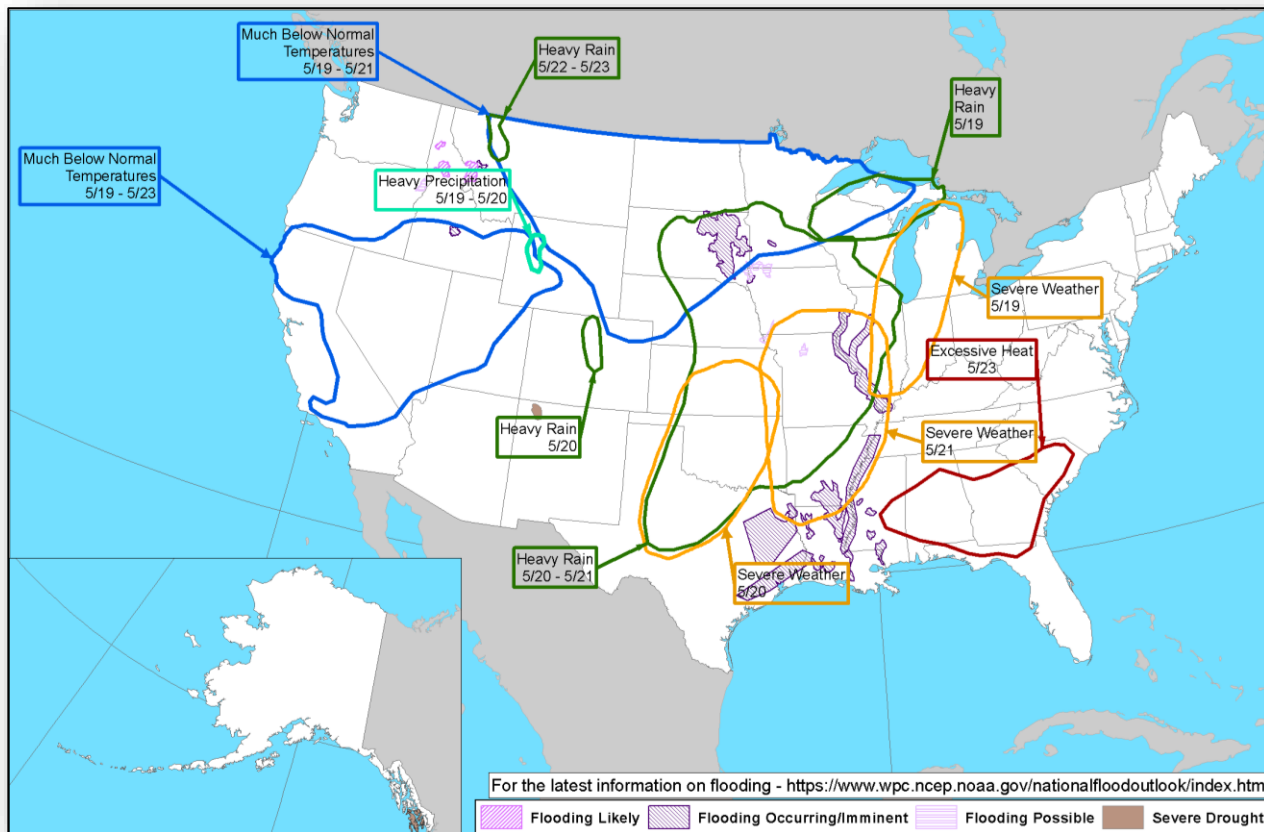


Sun

Hazards Outlook – May 19-23



FEMA

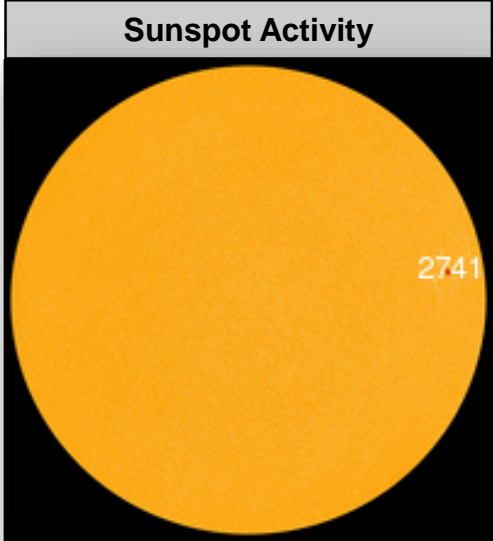



Space Weather



FEMA

	Space Weather Activity	Geomagnetic Storms	Solar Radiation	Radio Blackouts
Past 24 Hours	None	None	None	None
Next 24 Hours	Minor	G1	None	None
For further information on NOAA Space Weather Scales refer to: http://www.swpc.noaa.gov/noaa-scales-explanation				



Joint Preliminary Damage Assessments



FEMA

Region	State / Location	Event	IA/PA	Number of Counties		Start – End
				Requested	Complete	
V	MN	Severe storms and flooding March 12 – April 29, 2019	IA	0	0	N/A
			PA	51 & 4 Tribes	43 (+8) & 2 (+1) Tribes	5/7 – TBD
VI	OK	Severe Weather April 30, 2019	IA	0	0	N/A
			PA	22	0	5/16 – TBD
VII	OTN*	Severe storms and flooding March 13, 2019 – April 1, 2019	IA	1	0	TBD
			PA	1	1	4/18 – 4/19
	PTN**	Severe storms and flooding March 13, 2019 – April 1, 2019	IA	1	0	TBD
			PA	1	1	4/17 – 4/17
VIII	SD	Severe winter storms and flooding March 13 – April 26, 2019	IA	6	5	5/6 – TBD
			PA	59	41 (+15)	5/17 – TBD
	ND	Severe winter storms and flooding March 13 – April 26, 2019	IA	0	0	N/A
			PA	20	0	5/7 – TBD
X	OR	Flooding, landslides, and mudslides April 6-21, 2019	IA	0	0	N/A
			PA	5	0	5/13 – TBD

*Omaha Tribe of Nebraska

**Ponca Tribe of Nebraska

Disaster Requests & Declarations



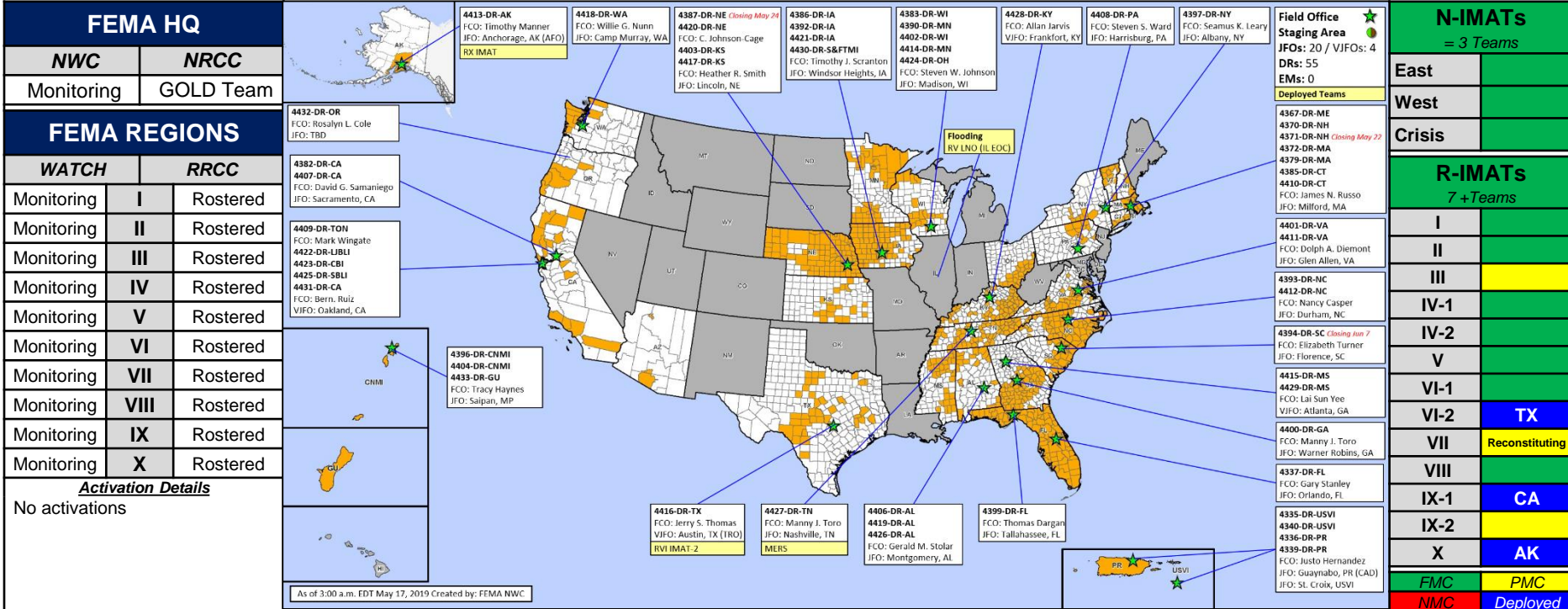
FEMA

Declaration Requests in Process					Requests APPROVED (since last report)	Requests DENIED (since last report)
4	IA	PA	HM	Date Requested	0	0
CA – DR Severe Winter Storms, Flooding, Landslides, and Mudslides		X	X	April 13, 2019		
MO – DR Severe Storms, Straight-line Winds, and Flooding	X	X	X	April 24, 2019		
Navajo Nation – DR Snowstorms and Flooding		X	X	April 29, 2019		
MT – DR Snowstorms and Flooding		X	X	May 9, 2019		

FEMA Common Operating Picture



FEMA



Team:	US&R	MERS	FCOs	FDRCS	IM	IM CADRE AVAILABILITY SUMMARY	
Status	(>66%)	(>66%)	(≤1 Type 1)	(=2)	WORKFORCE	Cadres with 25% or Less Availability	
Assigned:	28	36	29	12	13,370 ▲	EHP 9% (44/496); ER 7% (4/59); FL 12% (18/152); HM 19% (216/1,134); IT 23% (157/674); LOG 19% (248/1,336); NDRS 24% (68/282); OCC 18% (19/106); OPS 17% (44/264); PA 7% (172/2,471); PLAN 16% (65/397); SAF 15% (8/54); SEC 19% (24/126)	
Unavailable	0	0	0	0	3,663		
Deployed:	0	1	25	10	6,013 ▼		
Available:	28	35	4	2	3,694 / 28% ▼		



FEMA

**FEMA's mission is helping people
before, during, and after disasters.**

Click [here](#) to subscribe to this briefing.