



FEMA

Daily Operations Briefing

Tuesday, March 5, 2019

8:30 a.m. EST

Significant Activity – Mar 4-5



FEMA

Significant Events: Severe thunderstorms and tornadoes – AL and GA

Tropical Activity: No activity affecting U.S. interests

Significant Weather:

- Freezing rain possible – Northern Intermountain
- Heavy rain and flash flooding possible – southern CA
- Heavy snow possible – northern and central CA, including Sierras

Declaration Activity:

- Major Disaster Declaration approved – Washington State
- Request for Expedited Major Disaster Declaration – Alabama

Tornadoes – AL and GA



FEMA

Current Situation: Multiple tornadoes touched down Sunday afternoon/evening in AL and GA. NWS confirmed an EF-4 tornado in Lee County, AL. Hundreds of homes and multiple public buildings have been damaged and dozens of transportation routes have been impacted in eastern AL and western GA.

Impacts:

Food, Water and Shelter

- Shelters: (ARC Midnight shelter count, 6:00 a.m. EST)
 - AL: 2 open w/ 12 occupants
 - GA: 2 open w/ 17 occupants

Health and Medical

- Fatalities/Injuries:
 - AL: 23 confirmed fatalities; approx. 30 people missing (Region IV SPOTREP)
 - GA: No reported fatalities

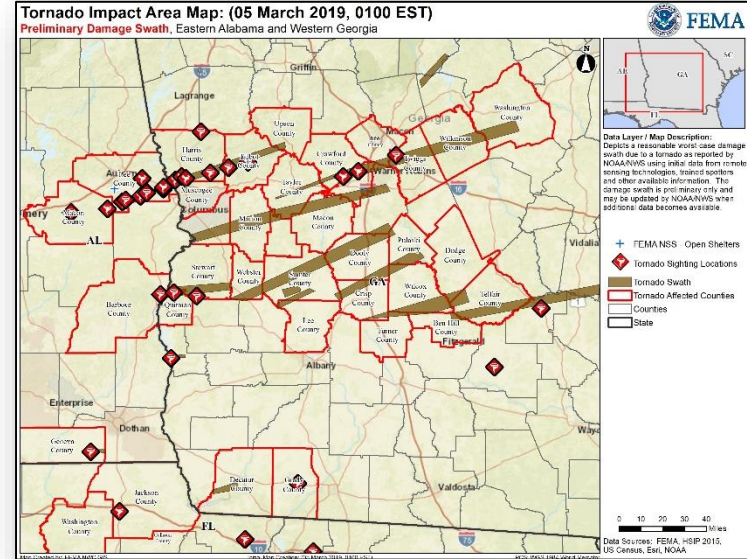
Energy: Minimal power outages across the impacted area (EAGLE-I, as of 6:45 a.m. EST)*

Transportation

- AL: Multiple aircraft and hangars damaged at airport in Barbour County; several roads reported impassable in Lee County

State and Local Response:

- AL EOC at Partial Activation; Governor extended a State of Emergency
 - Governor requested Expedited Major Disaster Declaration
- GA EOC at Partial Activation; Governor declaring a State of Emergency
- Damage assessments with state/local officials ongoing



FEMA Region IV Response:

- RWC at Steady State, continues to monitor
- IMAT-1 deployed to AL EOC
- IMAT-2 demobilized from GA and is Partially Mission Capable
- LNO deployed to AL; LNO demobilized from GA

*Customer outage data provided by the Department of Energy. Comprehensive data on all electrical service providers not available.

Declaration Request



FEMA

Alabama

- On March 4, 2019, the Governor requested an expedited Major Disaster Declaration for the State of Alabama
- For severe storms, straight-line winds, and tornadoes beginning on March 3, 2019, and continuing
- Requesting:
 - Individual and Public Assistance for one county
 - Hazard Mitigation statewide

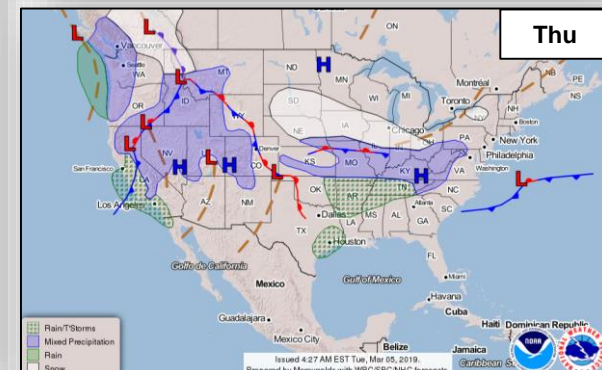
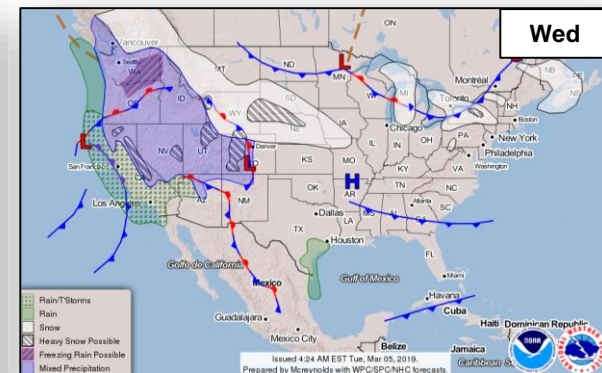
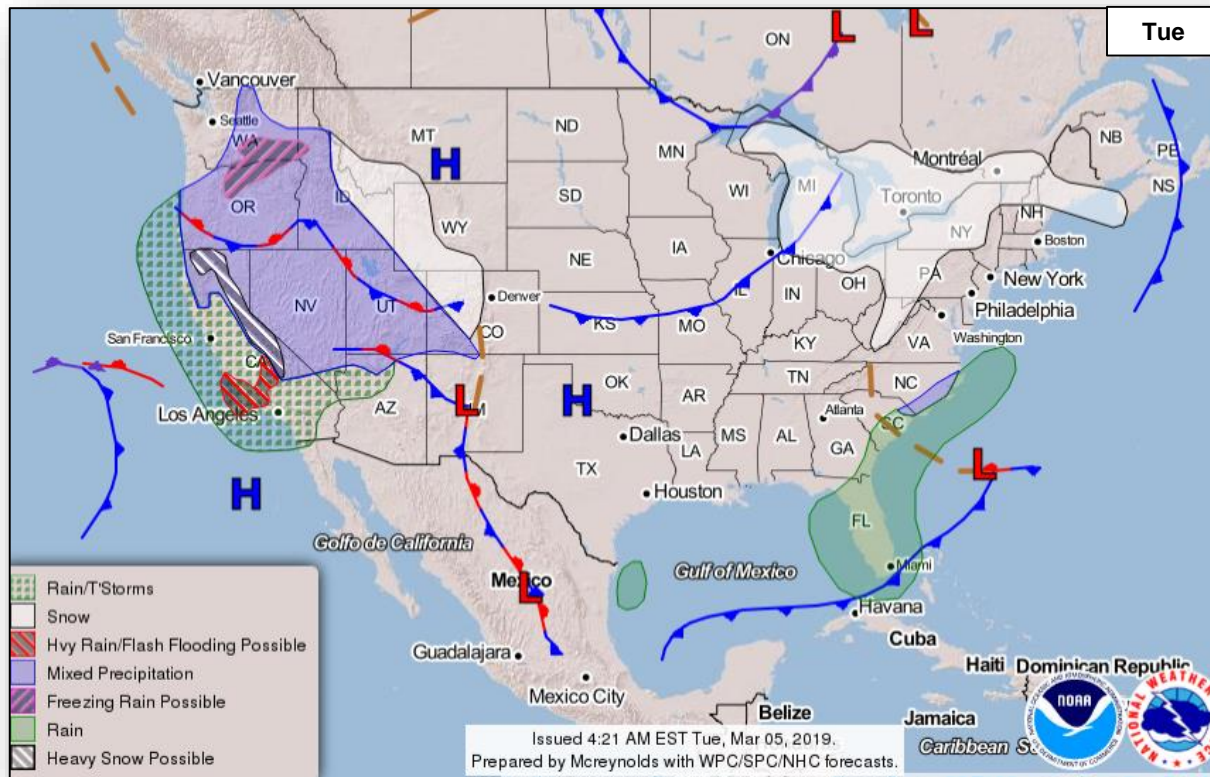


■ IA & PA

National Weather Forecast



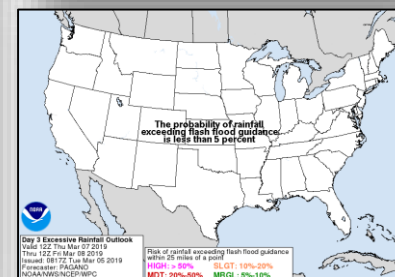
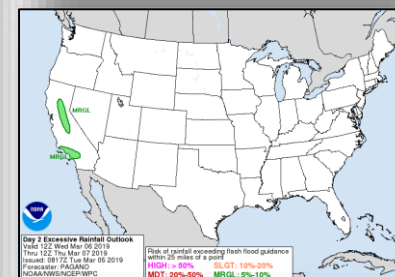
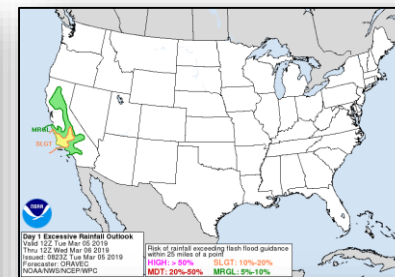
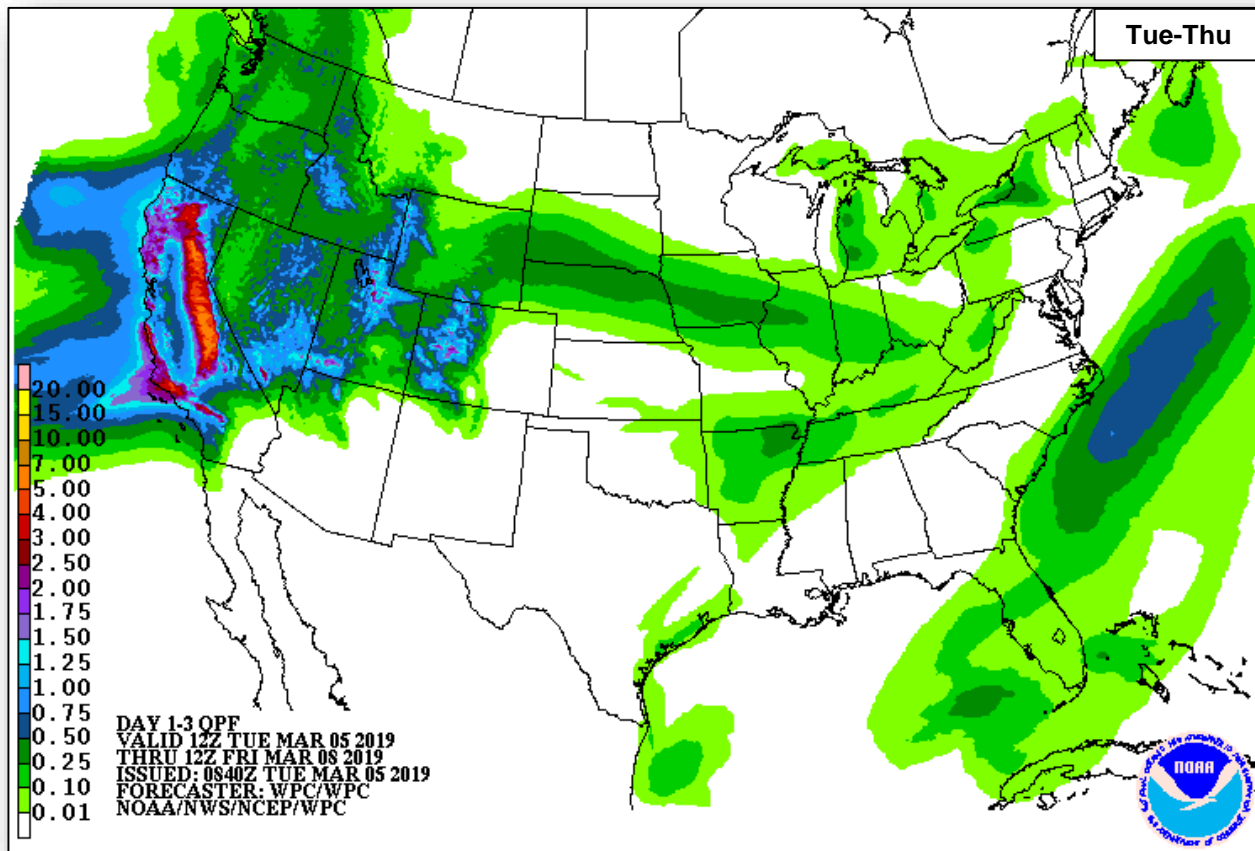
FEMA



Precipitation Forecast



FEMA



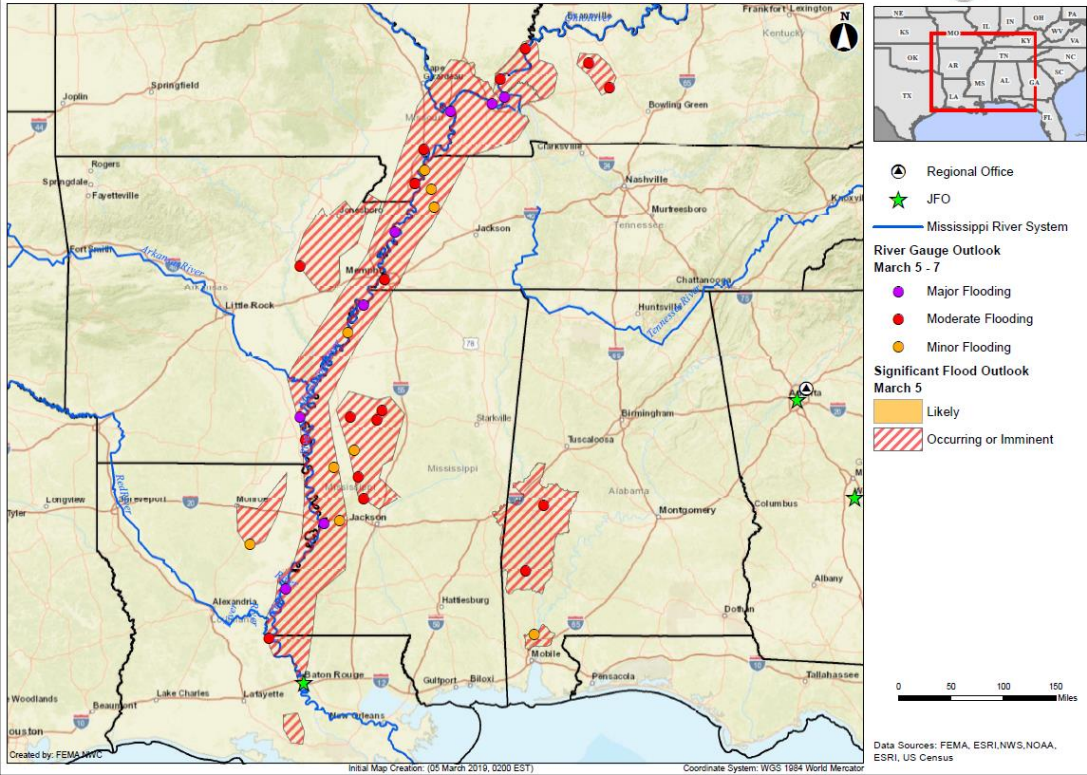
Significant River Flood Outlook



FEMA

Significant River Flood Outlook: (05 March 2019, 0200 EST)

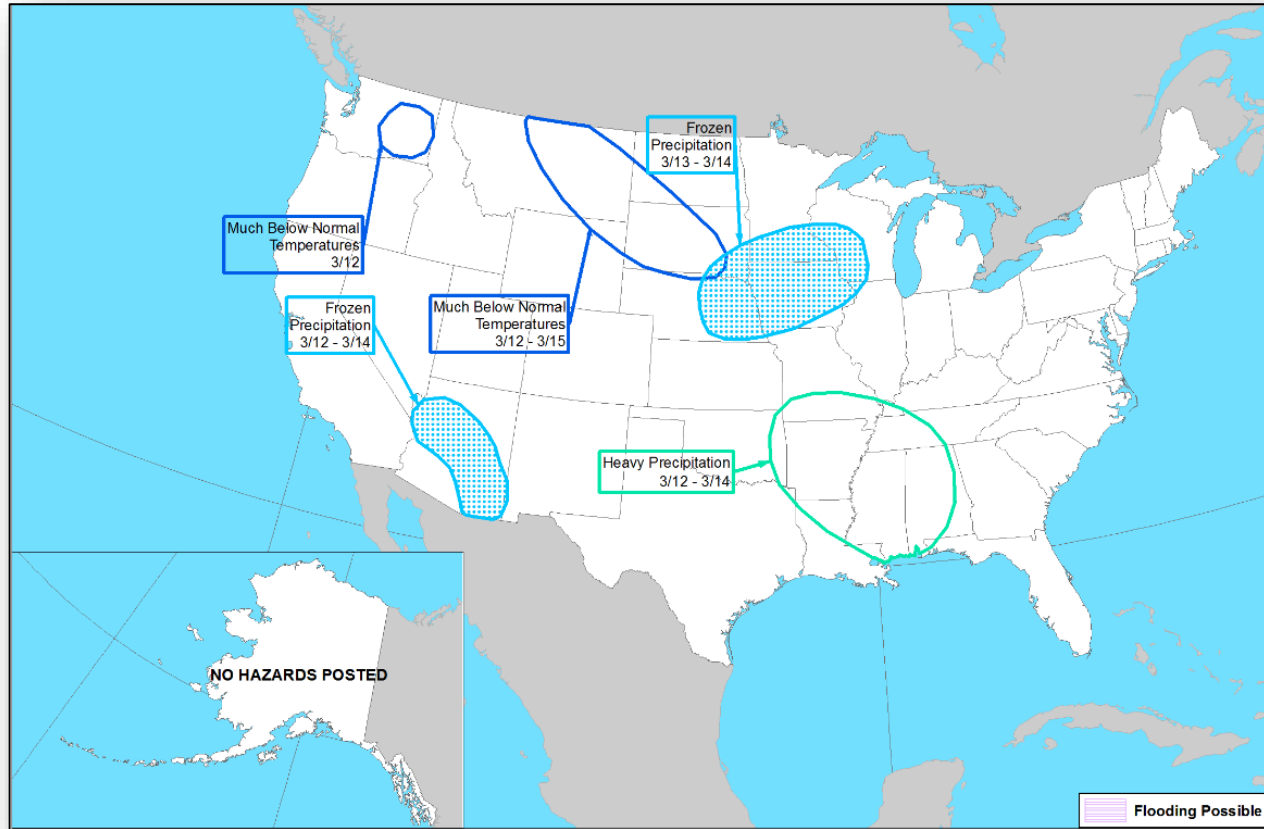
Lower Mississippi Valley River Region



Hazards Outlook – Mar 12-18



FEMA

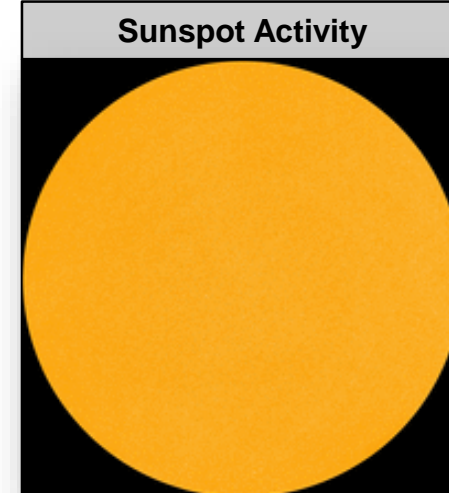



Space Weather



FEMA

	Space Weather Activity	Geomagnetic Storms	Solar Radiation	Radio Blackouts
Past 24 Hours	None	None	None	None
Next 24 Hours	None	None	None	None
For further information on NOAA Space Weather Scales refer to: http://www.swpc.noaa.gov/noaa-scales-explanation				



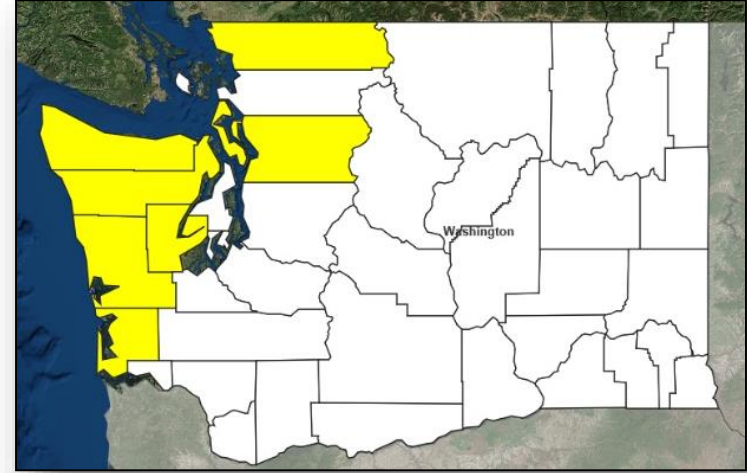
Declaration Approved



FEMA

FEMA-4418-DR-WA

- The President approved a Major Disaster Declaration on March 4, 2019
- For Severe Winter Storms, Straight-line Winds, Flooding, Landslides, Mudslides, and a Tornado that occurred December 10-24, 2018
- Provides:
 - Public Assistance for eight counties
 - Hazard Mitigation statewide
- FCO is Dolph A. Diemont



■ PA

Disaster Requests & Declarations



FEMA

Declaration Requests in Process					Requests APPROVED (since last report)	Requests DENIED (since last report)
1	IA	PA	HM	Date Requested	1	0
WA – DR Severe Winter Storms, Straight-line Winds, Flooding, Landslides, Mudslides, and a Tornado		X	X	February 19, 2019	March 4, 2019	
AL – DR Severe Storms, Straight-line Winds, and Tornadoes	X	X	X	February 4, 2019		

Readiness – Deployable Teams and Assets



FEMA

National and Regional Resources		Cadres with 25% or Less Availability	
IM Workforce	Strength: ▲ 13,037	<p>EHP 8% (38/461); ER 21% (12/57); FL 23% (37/164); HM 24% (260/1,100); LOG 23% (309/1,338); PA 8% (172/2,171); SAF 16% (9/58); SEC 24% (30/124)</p>	
	Available: ▼ 4,163 / 32%		
	Other: 3,349		
	Deployed: ▲ 5,525		
N-IMAT	East: Available	<p>Field Office Staging Area ★</p> <p>JFOs: 13 / VJFOs: 5</p> <p>DRs: 50</p> <p>EMs: 0</p> <p>Deployed Teams</p>	
	West: Available		
	Crisis: Available		
Regional IMAT (4-6 Teams)	Assigned: 13		
	Available: 4 (+2)		
	PMC / NMC: 4 (-1)		
	Deployed: 5 (-1)		
N-ISB Teams (3 Teams)	Team A: Available		
	Team B: Available		
	Team C: Available		
US&R (>66%)	Assigned: 28		
	Available: 27		
	PMC / NMC: 1		
	Deployed: 0		
MERS (>66%)	Assigned: 36		
	Available: 34		
	PMC / NMC: 0		
	Deployed: 2		
FCO (≥3 Type I)	Assigned: 29		
	Available: 5 (+1)		
	PMC / NMC: 1		
	Deployed: 23 (-1)		
FDRC (≥3)	Assigned: 12		
	Available: 5 (+2)		
	PMC / NMC: 0		
	Deployed: 7 (-2)		

FEMA Readiness – Activation Teams



FEMA

Status		Activated Team	Activation Level	Activation Times	Reason / Comments
NWC (5 Teams)	Steady State				
NRCC (2 Teams)	Available				Primary – Gold Team
HLT	Available				
RWC / MOCs (10 Regions)	Activated	Region VI	Enhanced Watch	Day Shift	Mississippi River Flooding
RRCCs (10 Regions)	Available				

Backup Regions: **VIII, VI, and II**

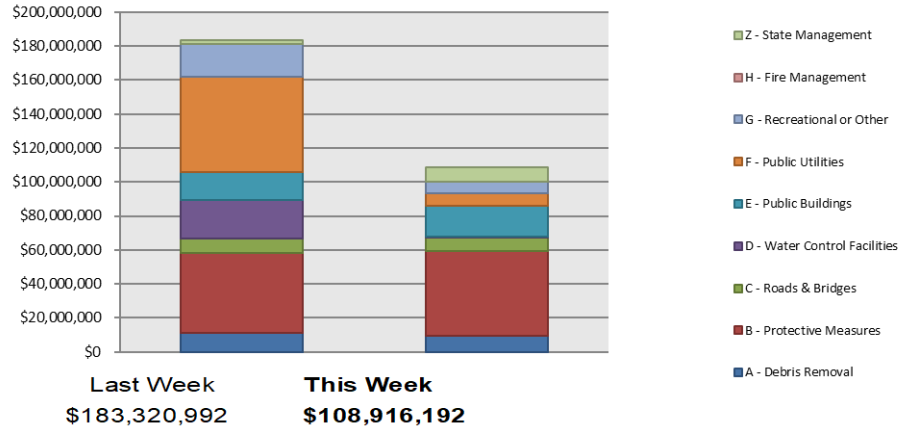
Public Assistance Grant Program



FEMA

	PA Project Worksheets Obligated in past week, as of 03/04/19 at 1500 EDT									
	Emergency Work		Permanent Work							
PA Category	A - Debris Removal	B - Protective Measures	C - Roads & Bridges	D - Water Control Facilities	E - Public Buildings	F - Public Utilities	G - Recreational or Other	H - Fire Management	Z - State Management	Total
Number Of PWs Obligated	45	101	90	9	84	25	27	0	94	475
Federal Share Obligated	\$9,300,306	\$50,249,916	\$7,608,122	\$517,385	\$18,203,368	\$7,279,388	\$6,914,214	\$0	\$8,843,493	\$108,916,192

Public Assistance Obligated per Category In the Past 2 Weeks – 2/18/2019 through 3/04/2019



This weeks PA Highlights

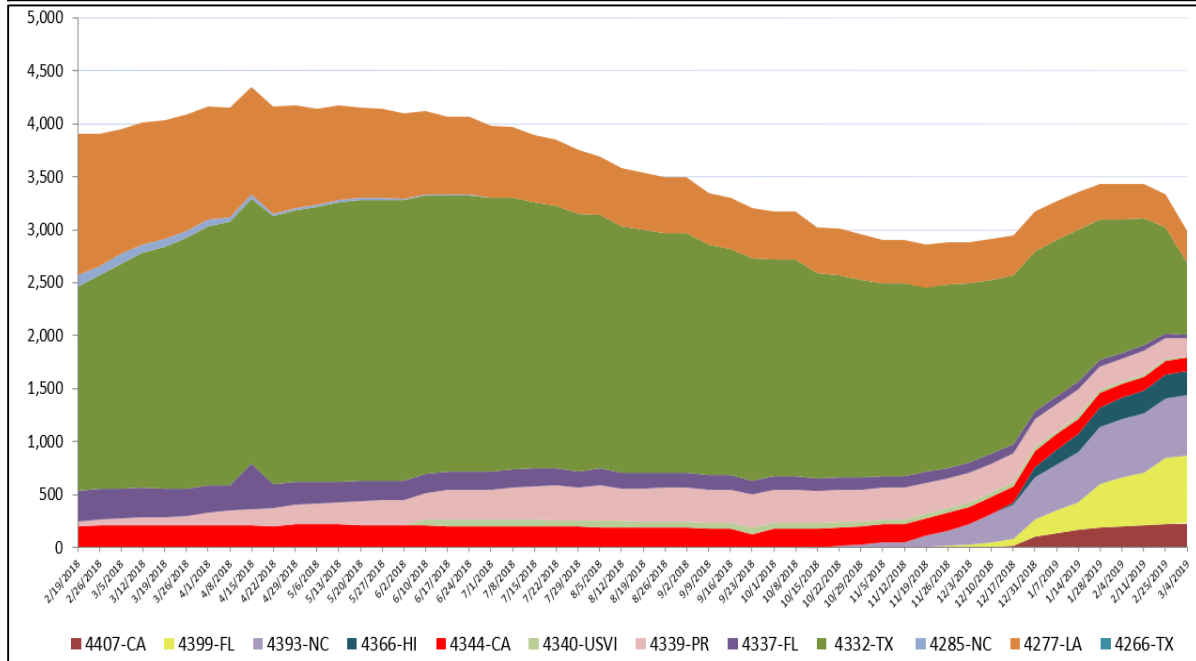
- In 4393-NC
 - \$31 Million obligated for Category B – Protective Measures
- In 4277-DR
 - \$10 Million obligated for Category E– Public Buildings
- In 4337-FL
 - \$6 Million obligated for Category F – Public Utilities
 - \$6 Million obligated for Category G – Recreational or Other

Direct Housing



FEMA

Total Households in FEMA Direct Housing per State Past Year per Week, 2/26/2018
 – 3/04/2019, There are currently **2,772** Households Occupying **2,772** Temporary Units



DR	IA Declaration Date	Program End Date	Current # of Households in Direct Housing (Weekly Change)
4407-CA	11/12/2018	5/12/2020	228 (+2)
4399-FL	10/11/2018	4/11/2020	645 (+26)
4393-NC	9/14/2018	3/14/2020	569 (+6)
4366-HI	5/11/2018	11/11/2019	6 (0)
4344-CA	10/10/2017	4/10/2019	124 (-4)
4340-USVI	9/20/2017	3/20/2019	11 (-6)
4339-PR	9/20/2017	3/20/2019	178 (-20)
4337-FL	9/10/2017	3/10/2019	30 (-14)
4332-TX	8/25/2017	2/25/2019	674 (-323)
4277-LA	8/14/2016	1/15/2019	307 (-12)



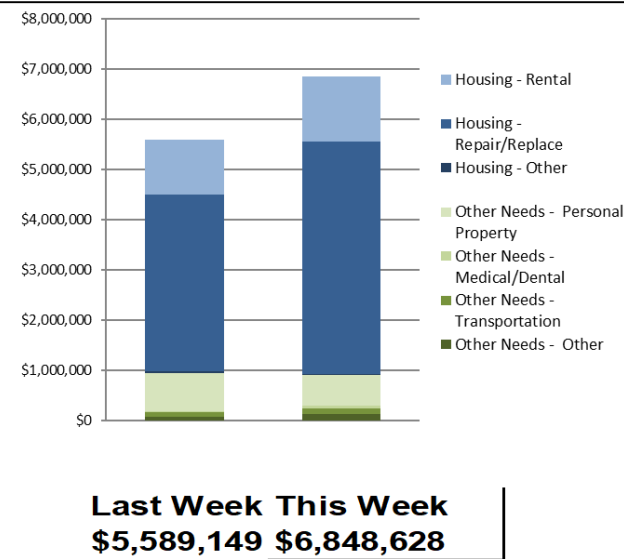
States with Currently Occupied Units

Individual Assistance Activity



FEMA

	Individuals and Households Program Activity As Of: 3/4/19				
		In Past 7 Days		Cumulative	
		Applicants Approved	Amount Approved	Applicants Approved	Amount Approved
	4413-AK Declared 01-31-2019 End Of Reg Period 04-01-2019				
Open Registration Period	Housing Assistance	535	\$1,286,824.33	1,265	\$4,073,427.00
	Other Needs Assistance	84	\$41,367.77	162	\$79,719.57
	Total IHP	\$1,328,192.10		\$4,153,146.57	
	Average IHP			\$3,076	
	Total Max Grants			5	
Other IHP Active	21 Declarations IHP Programmatically Open - Closed Registration *				
	Housing Assistance	1,182	\$4,661,003.02		
	Other Needs Assistance	482	\$859,433.20		
	Total IHP	\$5,520,436.22			
	Total IHP Approved in Past Week	\$6,848,628.32			





FEMA

**FEMA's mission is helping people
before, during, and after disasters.**

Click [here](#) to subscribe to this briefing.