FEMA

# Daily Operations Briefing

## Wednesday, January 9, 2019

## 8:30 a.m. EST

# Significant Activity – Jan 8-9, 2019

**Significant Events:** None

**Significant Weather:**
- Heavy snow – Great Lakes to Maine
- Heavy rain, mountain snow, gusty winds, and high surf - Pacific Northwest and California
- Elevated Fire Weather - Southern Florida

**Tropical Activity:** Western Pacific – No activity affecting U.S. interests

**Declaration Activity:** None

# National Weather Forecast

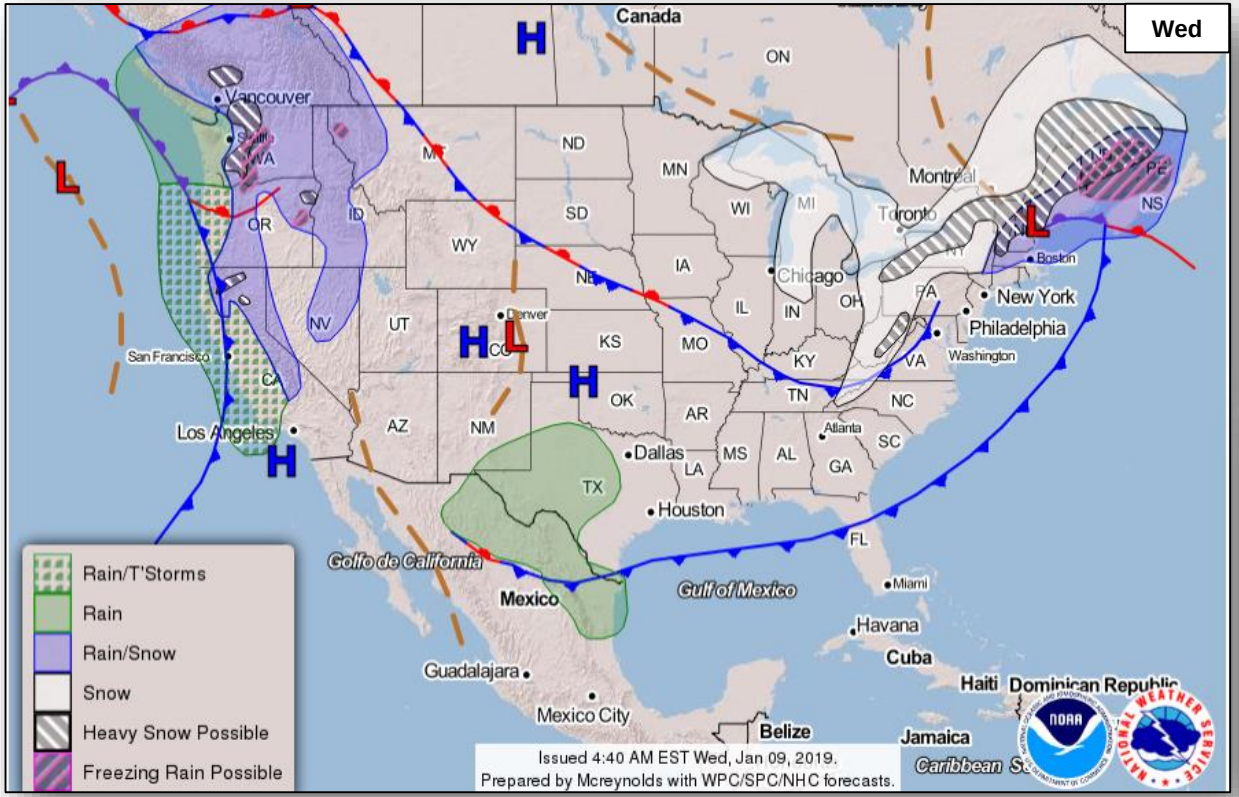


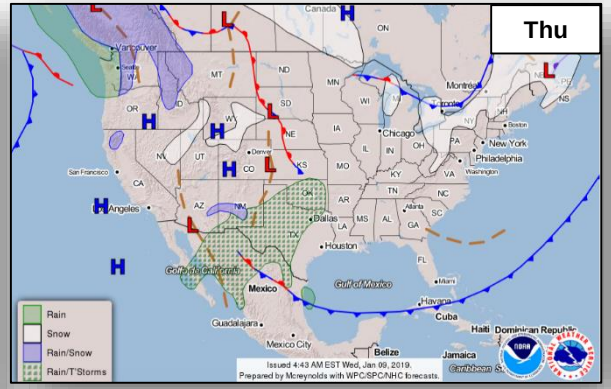


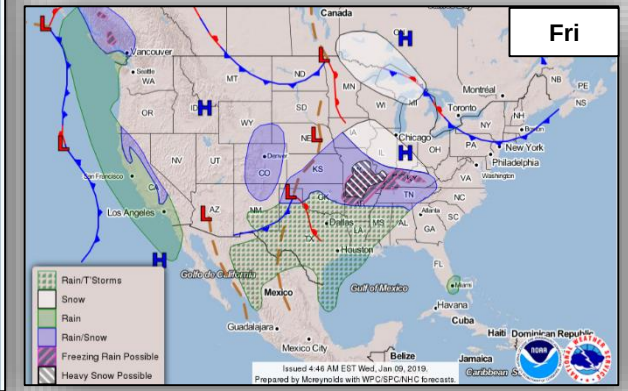

# Precipitation / Excessive Rainfall Forecast

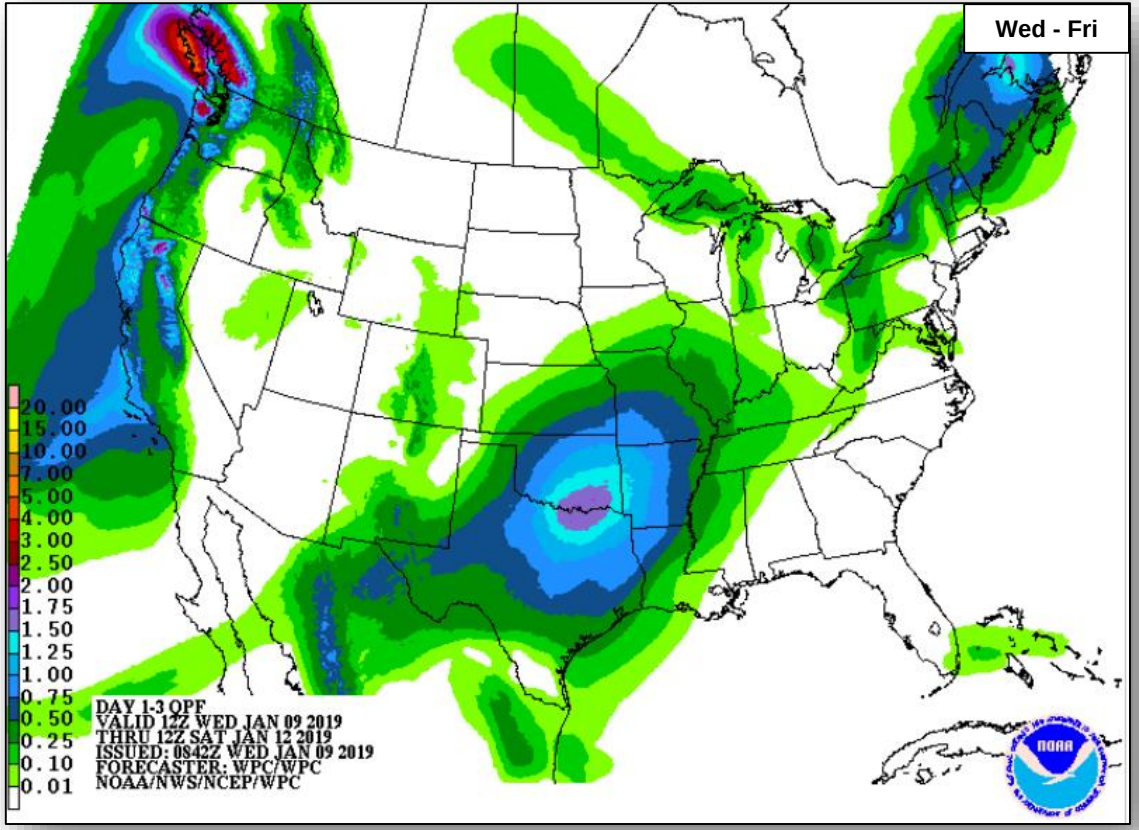


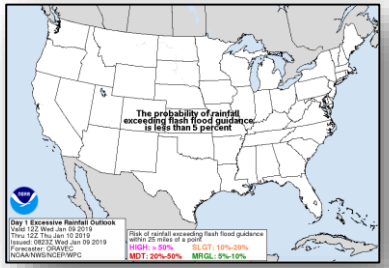


Wed

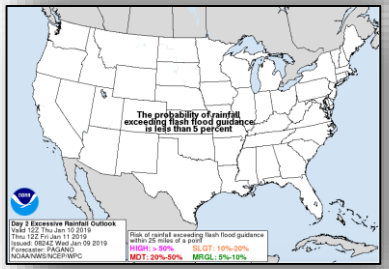


Thu

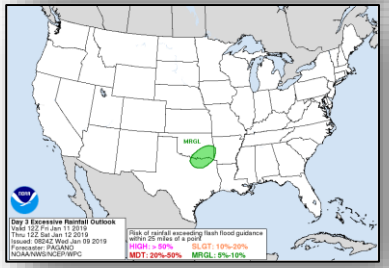


Fri

# Winter Precipitation Outlook

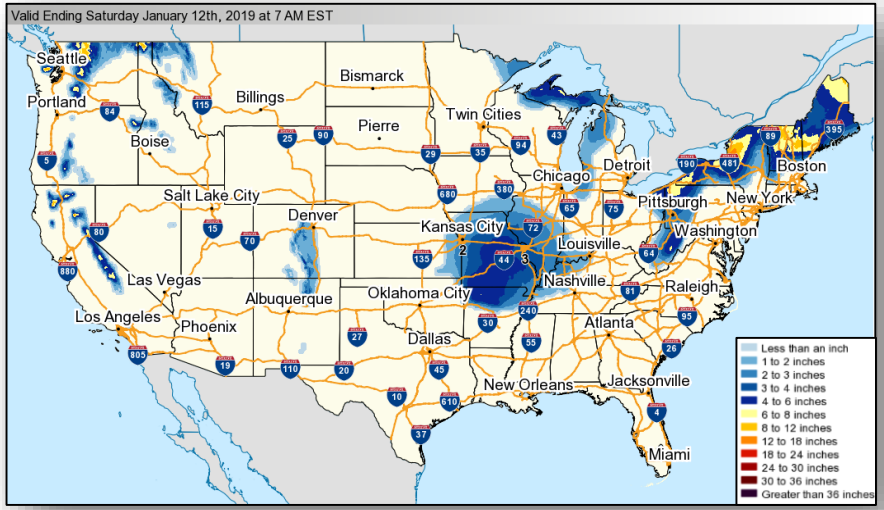


***Forecast Snowfall***

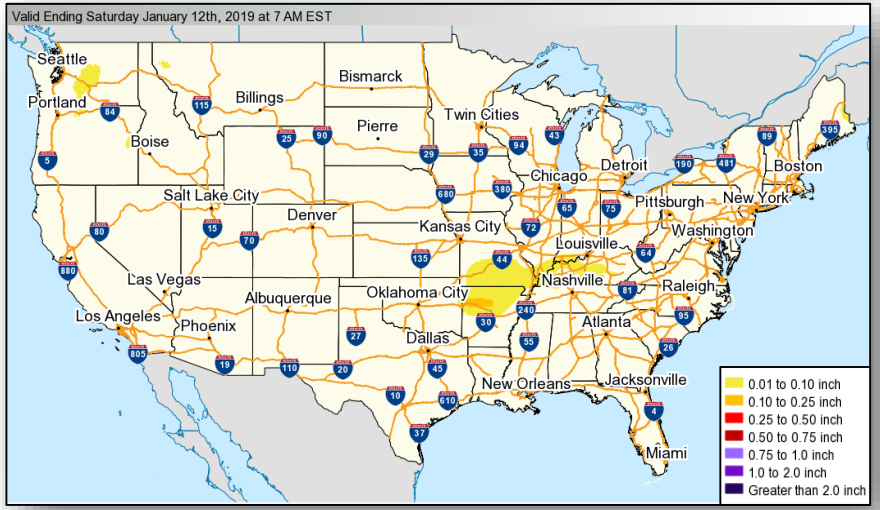


***Forecast Ice Accumulation***

# Severe Weather Outlook

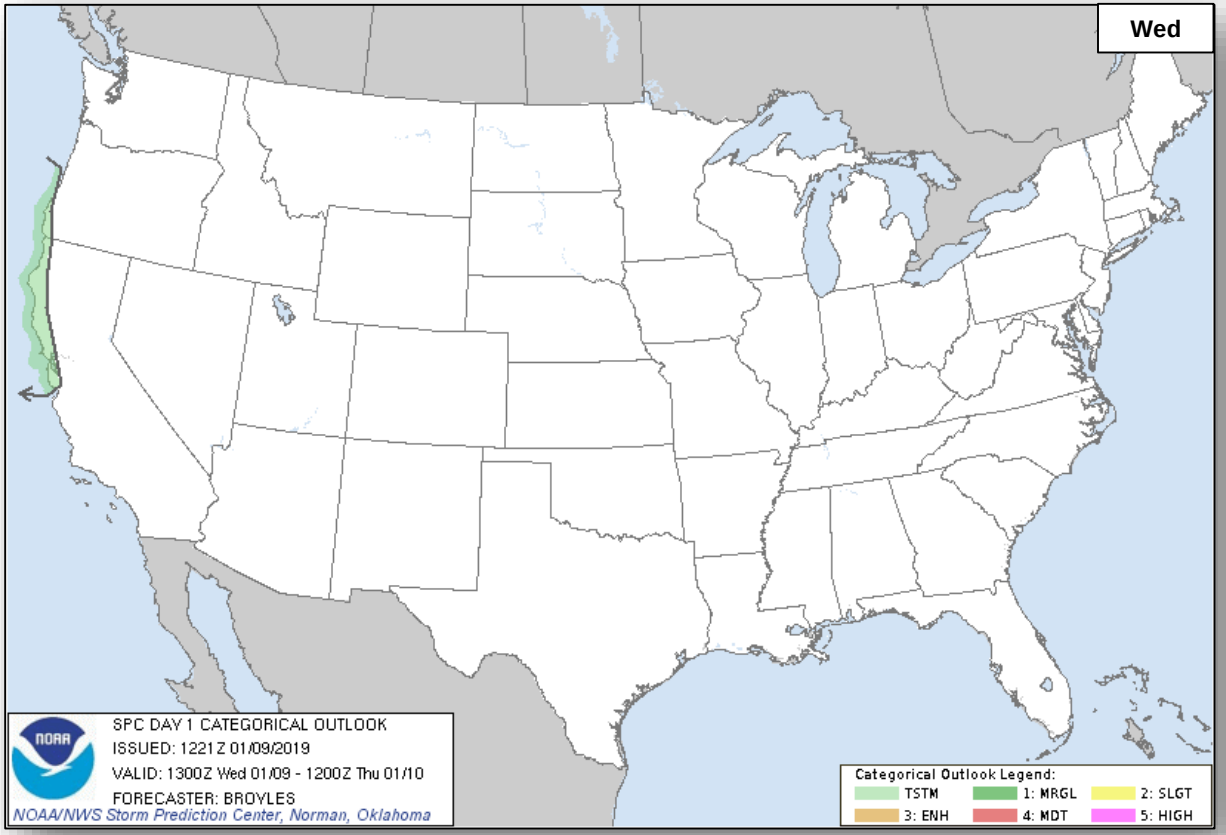


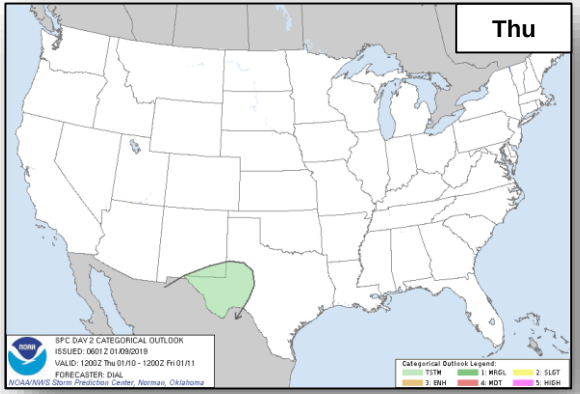


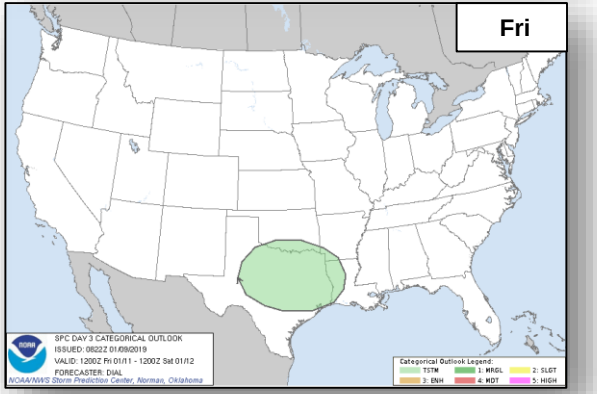

# Fire Weather Outlook

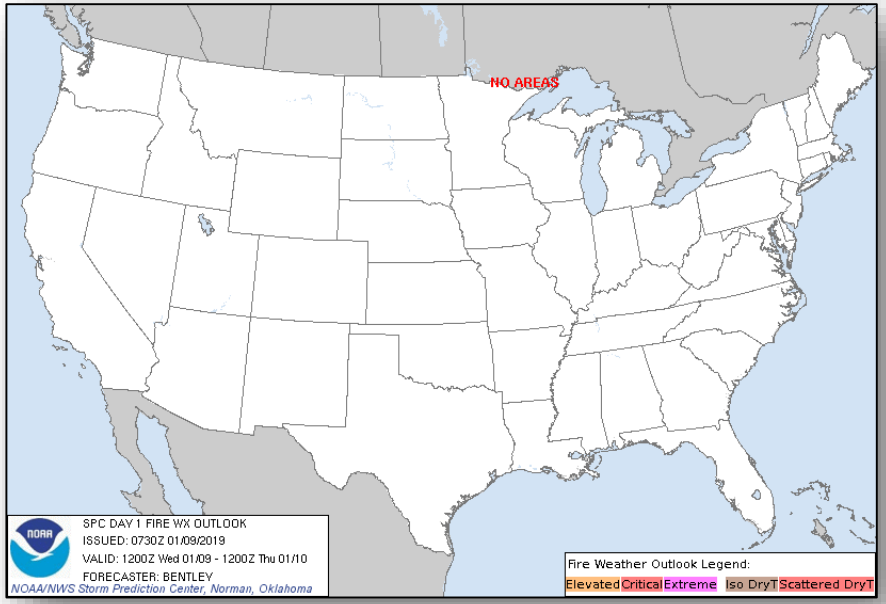


***Wednesday***

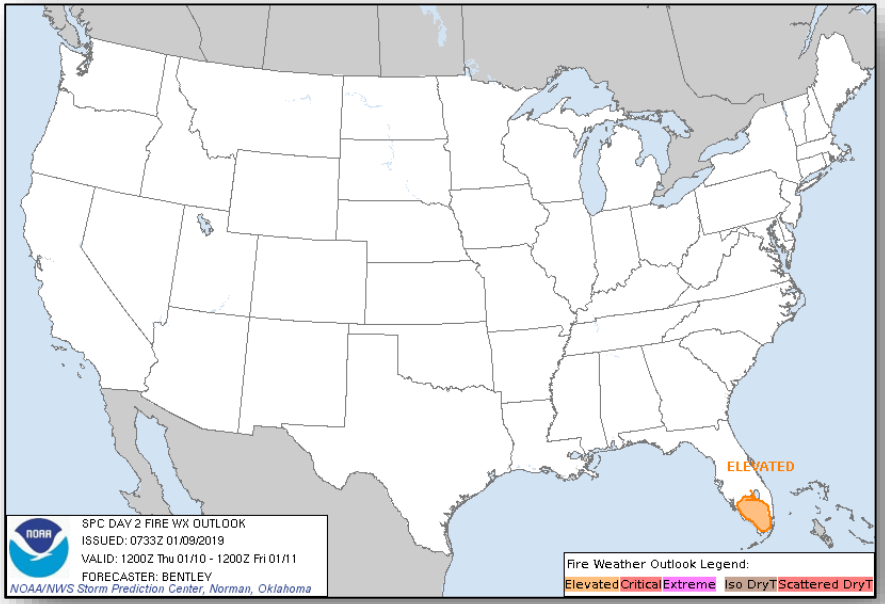


***Thursday***

# Hazards Outlook – Jan 11-15

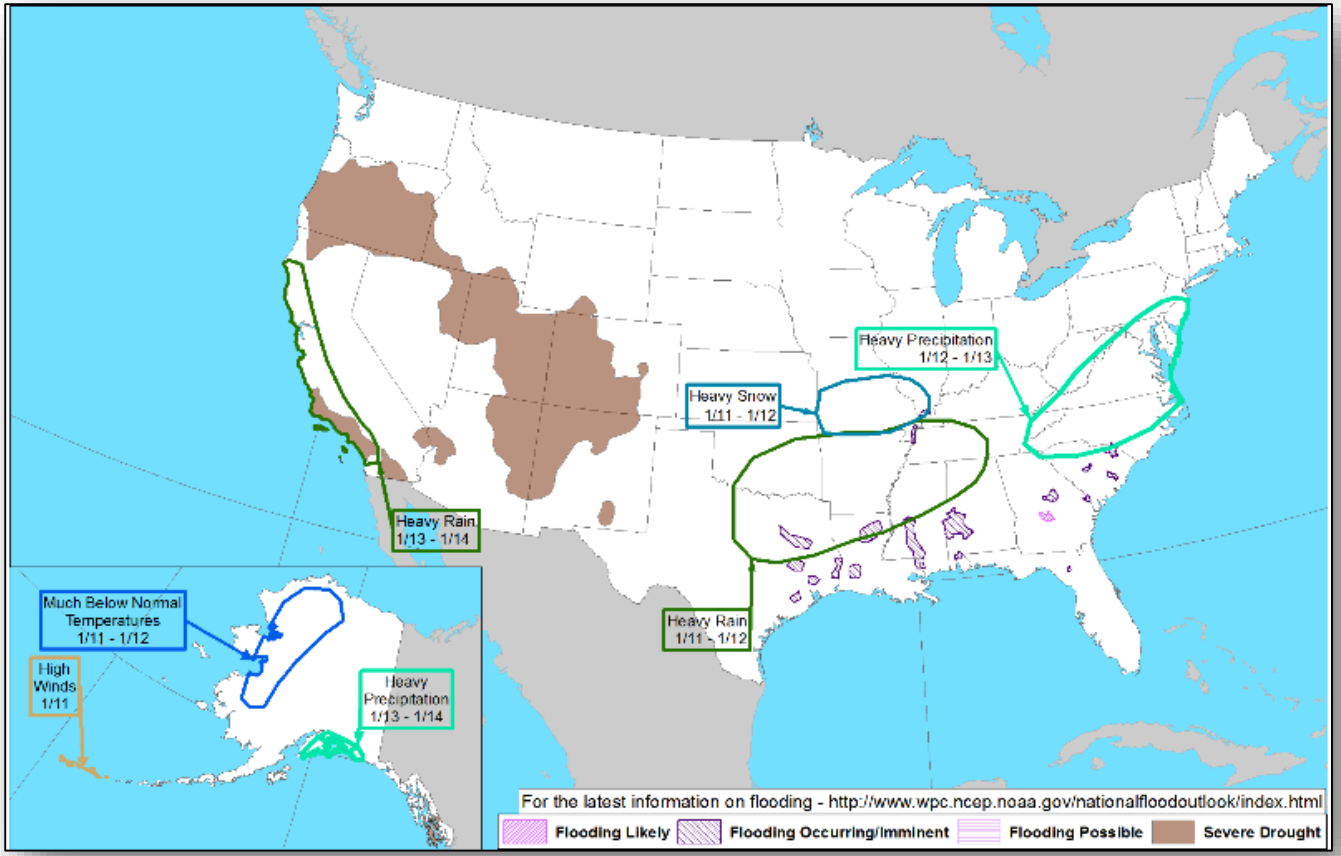

# Space Weather

| | Space Weather Activity | Geomagnetic Storms | Solar Radiation | Radio Blackouts |
|---|---|---|---|---|
| Past 24 Hours | None | None | None | None |
| Next 24 Hours | None | None | None | None |
| For further information on NOAA Space Weather Scales refer to: http://www.swpc.noaa.gov/noaa-scales-explanation | | | | |

## HF Communication Impact

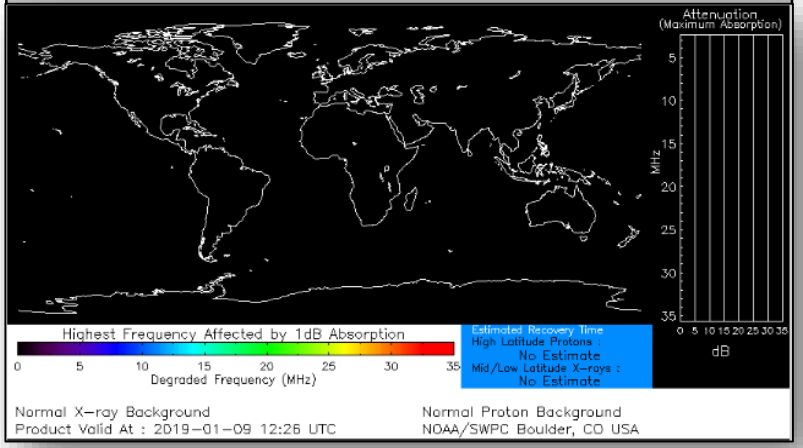


## Sunspot Activity



# Joint Preliminary Damage Assessments

| Region | State / Location | Event | IA / PA | Number of Counties | | Start – End |
|---|---|---|---|---|---|---|
| | | | | Requested | Completed | |
| VI | TX | Flooding<br>September 10, 2018 and continuing | IA | 4 | 4 | 10/31 – 12/11 |
| | | | PA | 51 | 34 (+1) | 10/29 – TBD |

# Disaster Requests & Declarations

| Declaration Requests in Process | | | | | Requests APPROVED (since last report) | Requests DENIED (since last report) |
|---|---|---|---|---|---|---|
| **5** | **IA** | **PA** | **HM** | **Date Requested** | **0** | **0** |
| LA – (Appeal) DR Flooding | | X | X | October 26, 2018 | | |
| TX – DR Severe Storms and Flooding | X | X | X | October 30, 2018 | | |
| KS – DR Severe Storms, Straight-line Winds, and Flooding | | X | X | November 14, 2018 | | |
| MN – DR Severe Storms and Flooding | | X | X | November 27, 2018 | | |
| NC – DR Tropical Storm Michael | | X | X | December 11, 2018 | | |

# Readiness – Deployable Teams and Assets

FEMA

| National and Regional Resources | | |
|---|---|---|
| **IM Workforce** | Strength: (NC) | 12,669 |
| | Available: (NC) | 4,129 / 33% |
| | Other: | 3,308 |
| | Deployed: (NC) | 5,232 |
| **N-IMATs** | East: | Available |
| | West: | Deployed |
| **Regional IMATs** (4-6 Teams) | Assigned: | 13 |
| | Available: | 5 |
| | PMC / NMC: | 5 |
| | Deployed: | 3 |
| **N-ISB Teams** (0 Teams) | Team A: | Deployed |
| | Team B: | Deployed |
| | Team C: | Deployed |
| **US&R** (>66%) | Assigned: | 28 |
| | Available: | 27 |
| | PMC / NMC: | 1 |
| | Deployed: | 0 |
| **MERS** (>66%) | Assigned: | 36 |
| | Available: | 36 |
| | PMC / NMC: | 0 |
| | Deployed: | 0 |
| **FCO** (=2 Type I) | Assigned: | 30 |
| | Available: | 4 |
| | PMC / NMC: | 0 |
| | Deployed: | 26 |
| **FDRC** (≥1) | Assigned: | 13 |
| | Available: | 5 |
| | PMC / NMC: | 0 |
| | Deployed: | 8 |

## Cadres with 25% or Less Availability

EHP 10% (44/451); ER 19% (8/43); FL 23% (38/164); HM 22% (237/1059); LOG 18% (227/1292); PA-NEW 11% (223/2057); PLAN 23% (84/361); SAF 22% (13/58); SEC 17% (20/121)

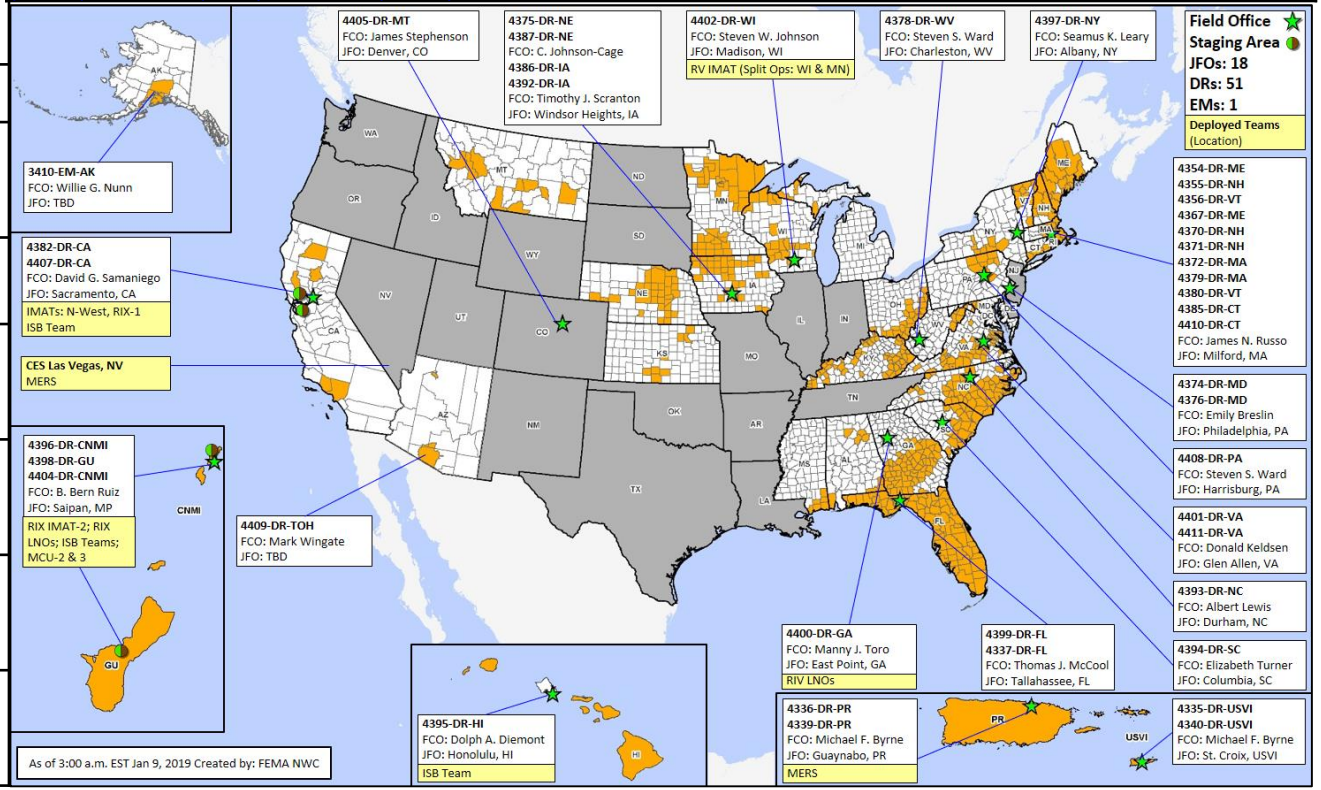

# FEMA Readiness – Activation Teams

| Status | | Activated Team | Activation Level | Activation Times | Reason / Comments |
|---|---|---|---|---|---|
| **NWC** (5 Teams) | Available | | | | |
| **NRCC** (2 Teams) | Available | Gold | | | |
| **HLT** | Available | | | | |
| **RWC / MOCs** (10 Regions) | Steady State | | | | |
| **RRCCs** (10 Regions) | Available | | | | |

Backup Regions: **VIII, I, and II**

FEMA

**FEMA's mission is helping people before, during, and after disasters.**

*Click here to subscribe to this briefing.*