FEMA

Daily Operations Briefing

Wednesday, December 26, 2018

8:30 a.m. EST

Significant Activity – Dec 25-26

Significant Events: None

Tropical Activity: Western Pacific – No activity affecting U.S. interests

Significant Weather:

- Winter storm with heavy snowfall forecast from Great Plains to Upper Great Lakes
- Severe thunderstorms are possible across the Southern Plains and lower Mississippi Valley

Declaration Activity: None

National Weather Forecast

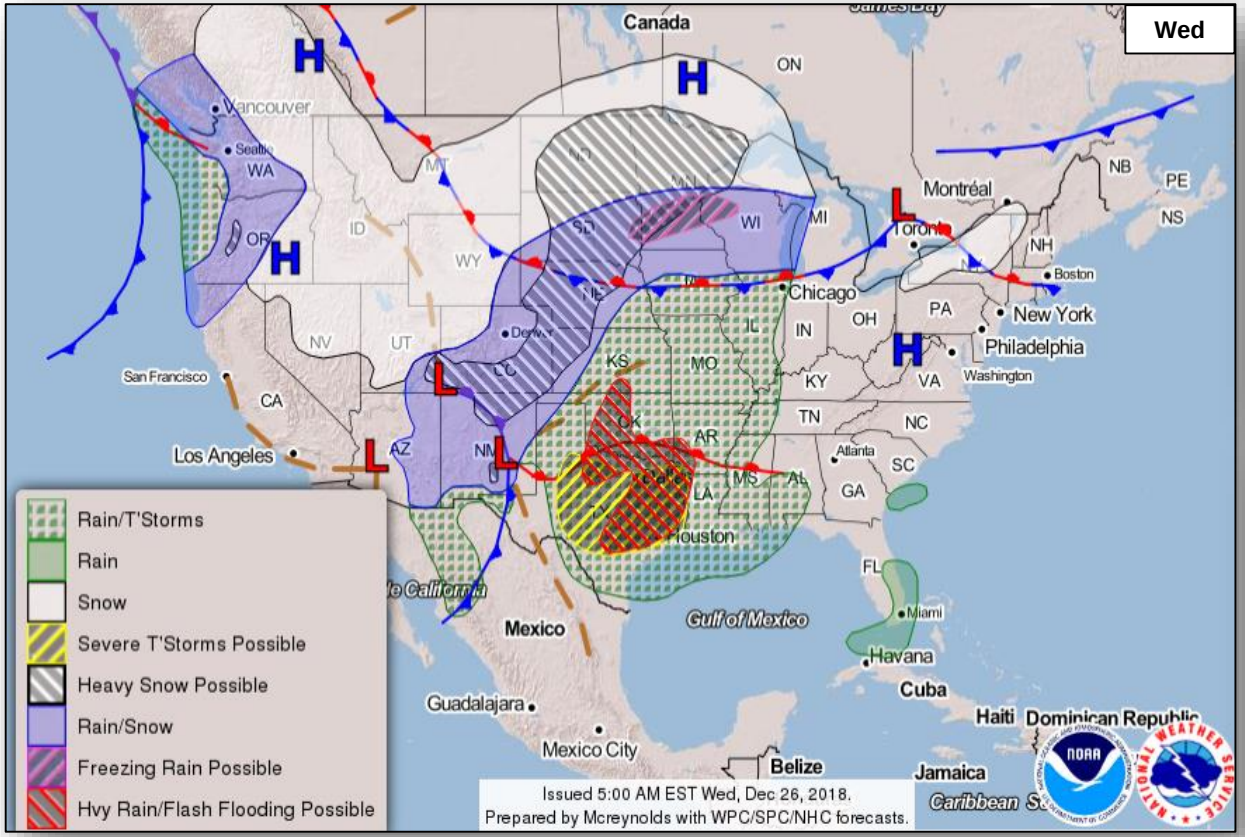

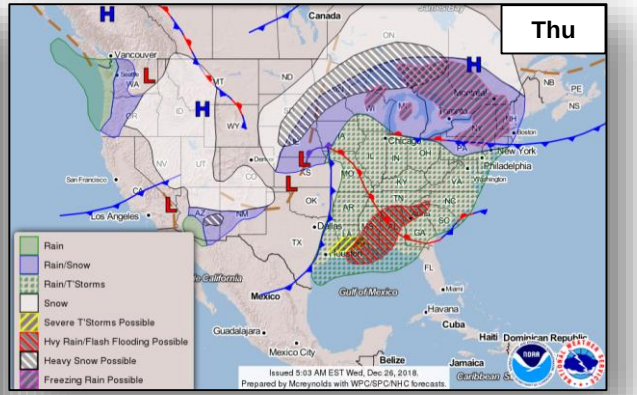

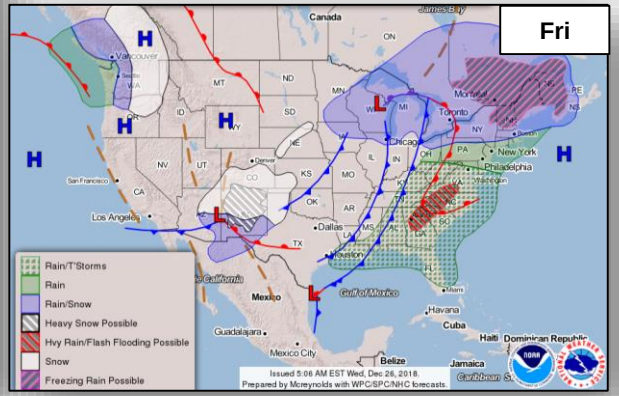

Precipitation / Excessive Rainfall Forecast

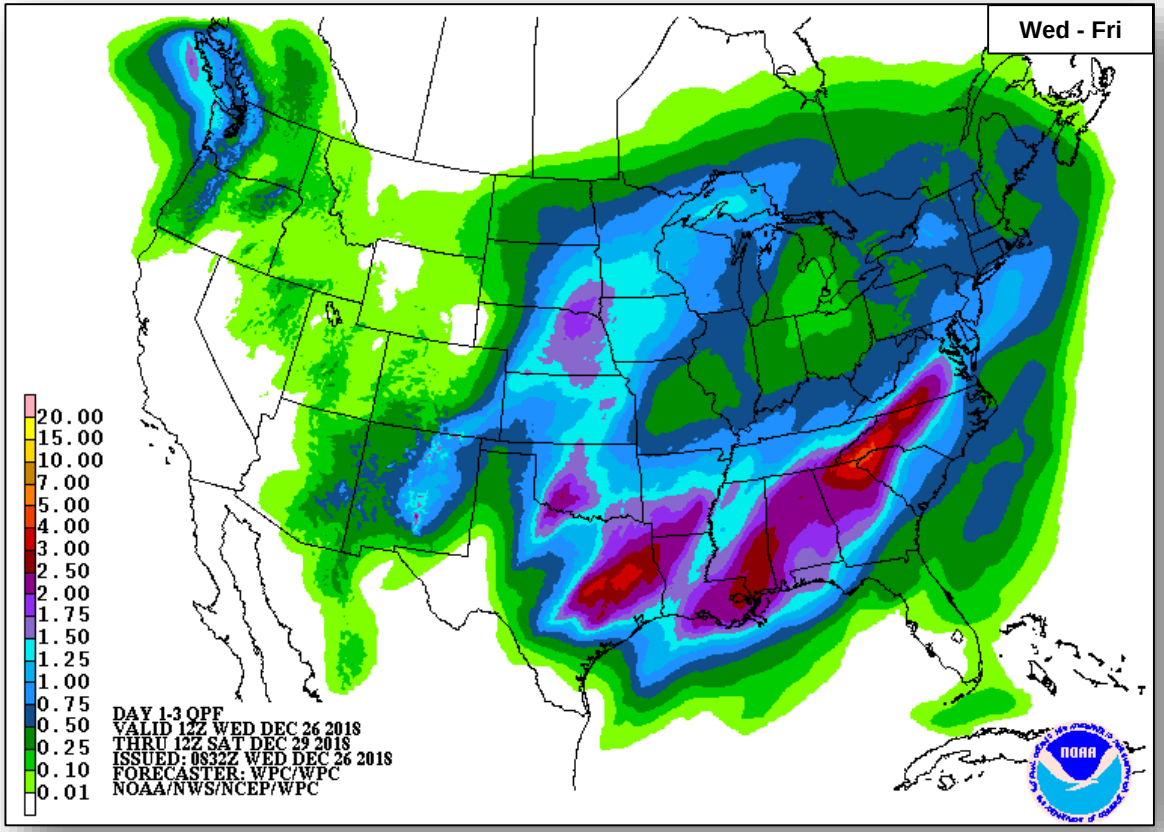

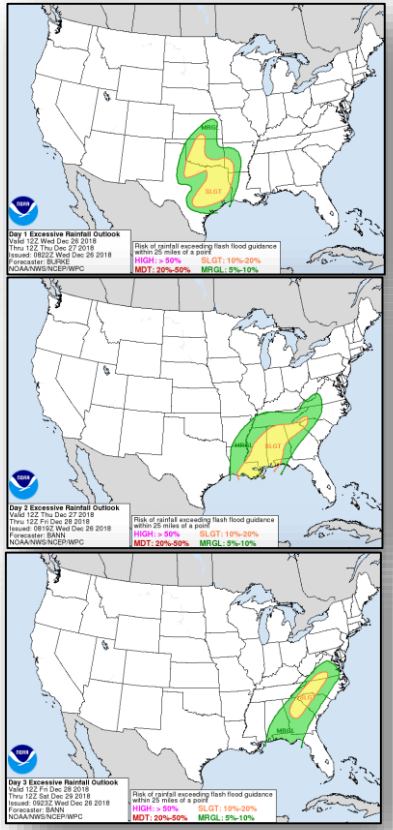

Wed

Thu

Fri

Winter Precipitation Outlook

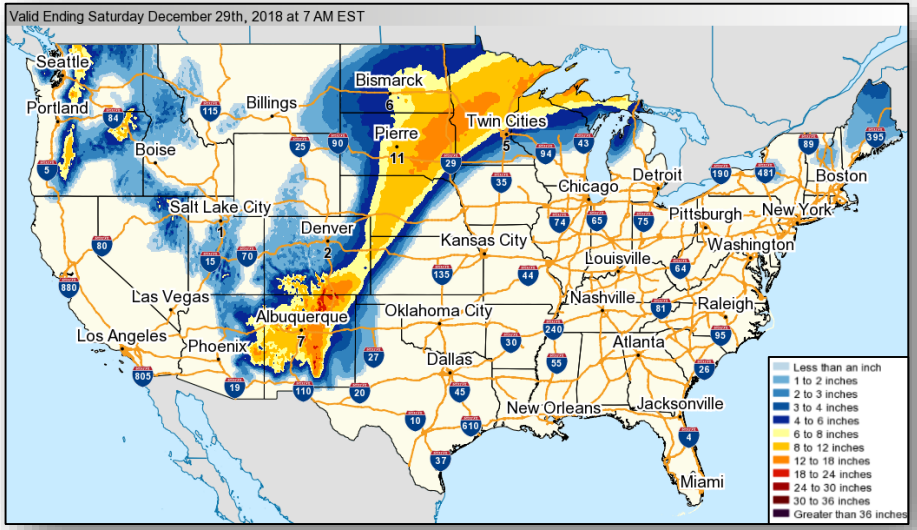

Forecast Snowfall

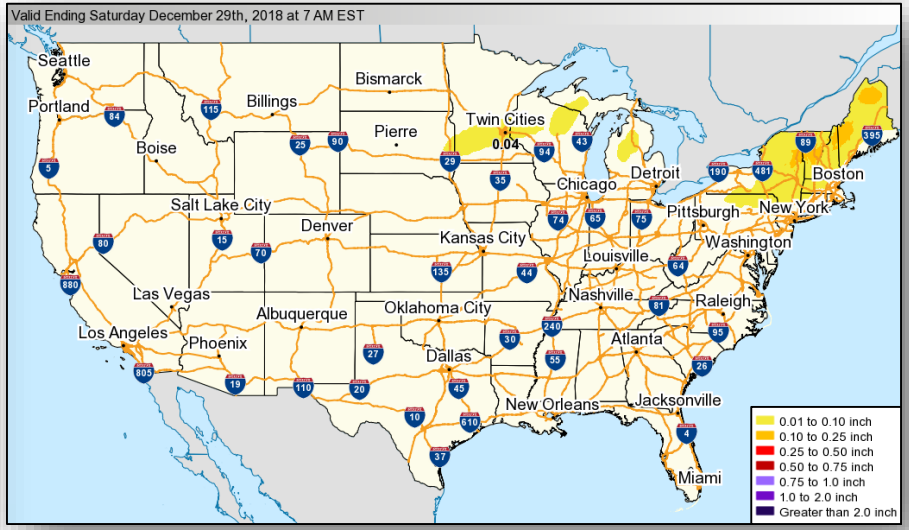

Forecast Ice Accumulation

Severe Weather Outlook

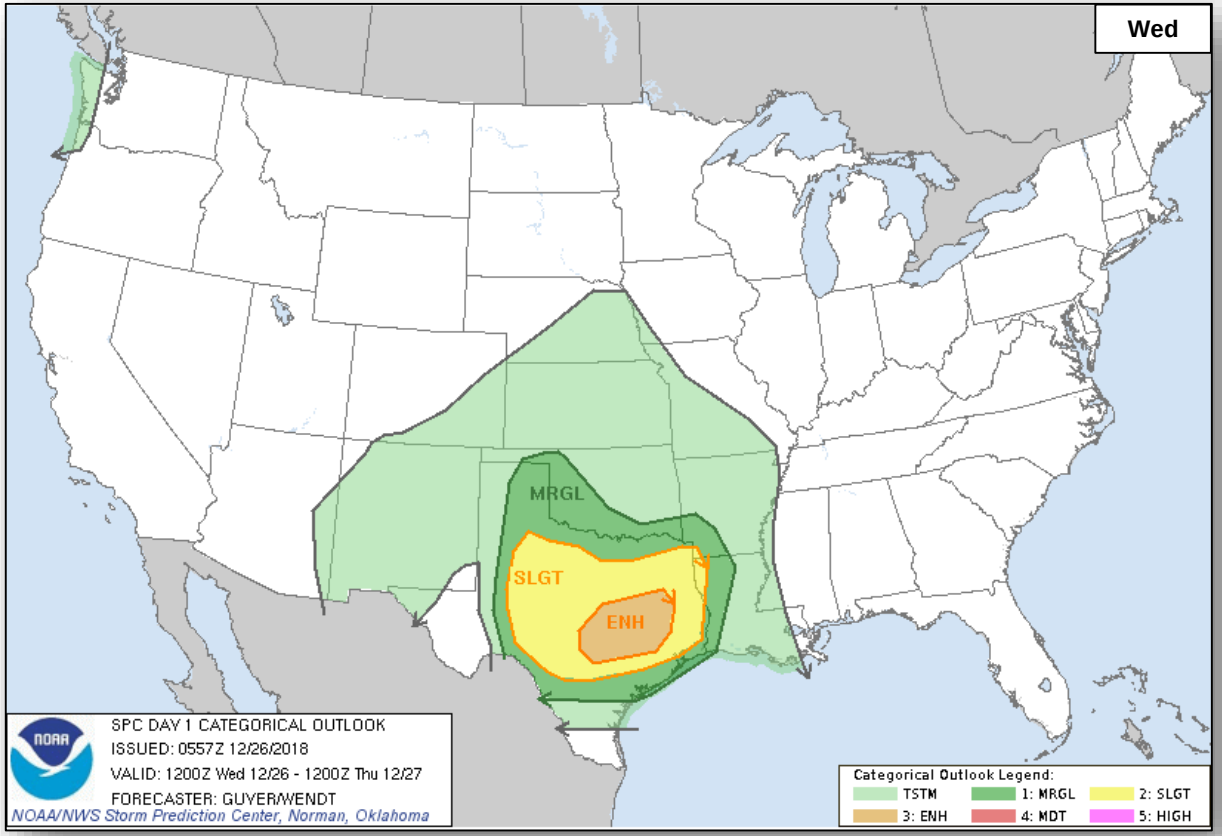

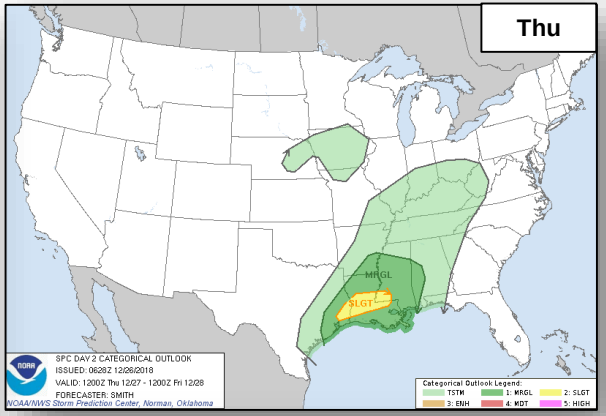

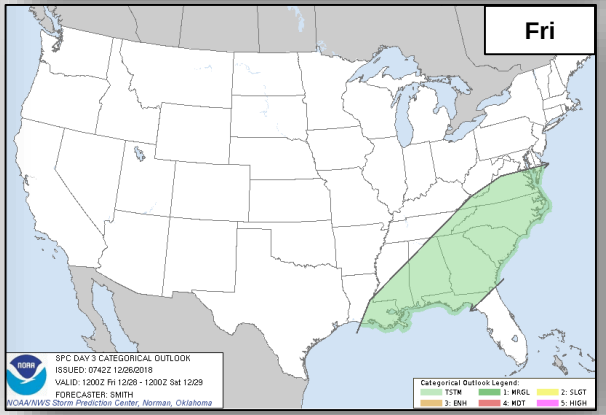

Fire Weather Outlook

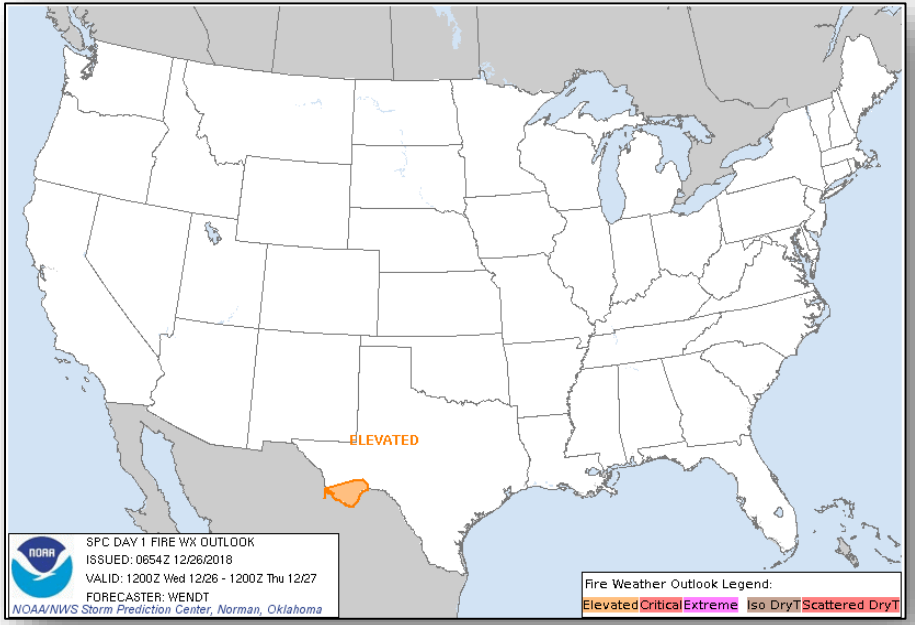

Wednesday

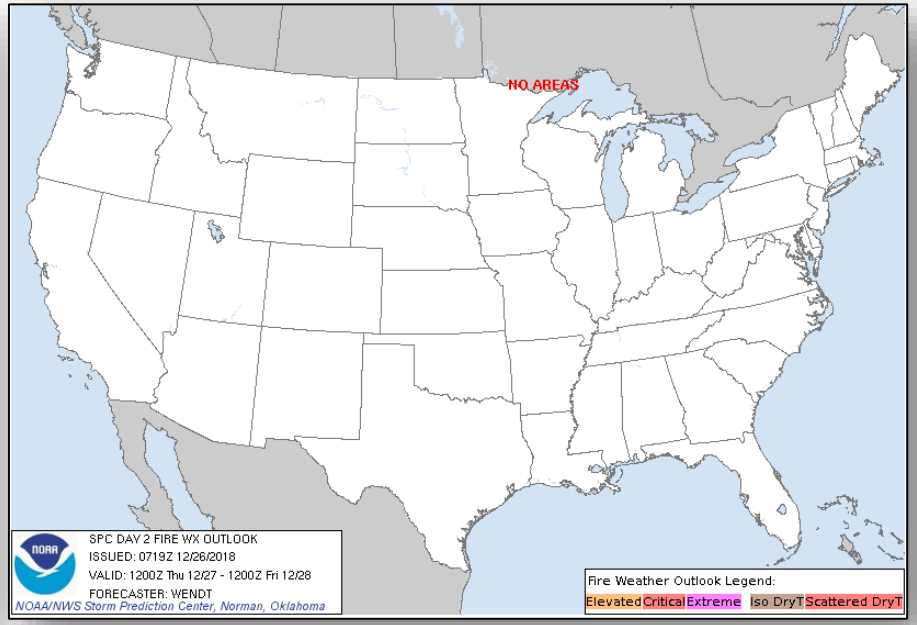

Thursday

Hazards Outlook – Dec 28-Jan 1

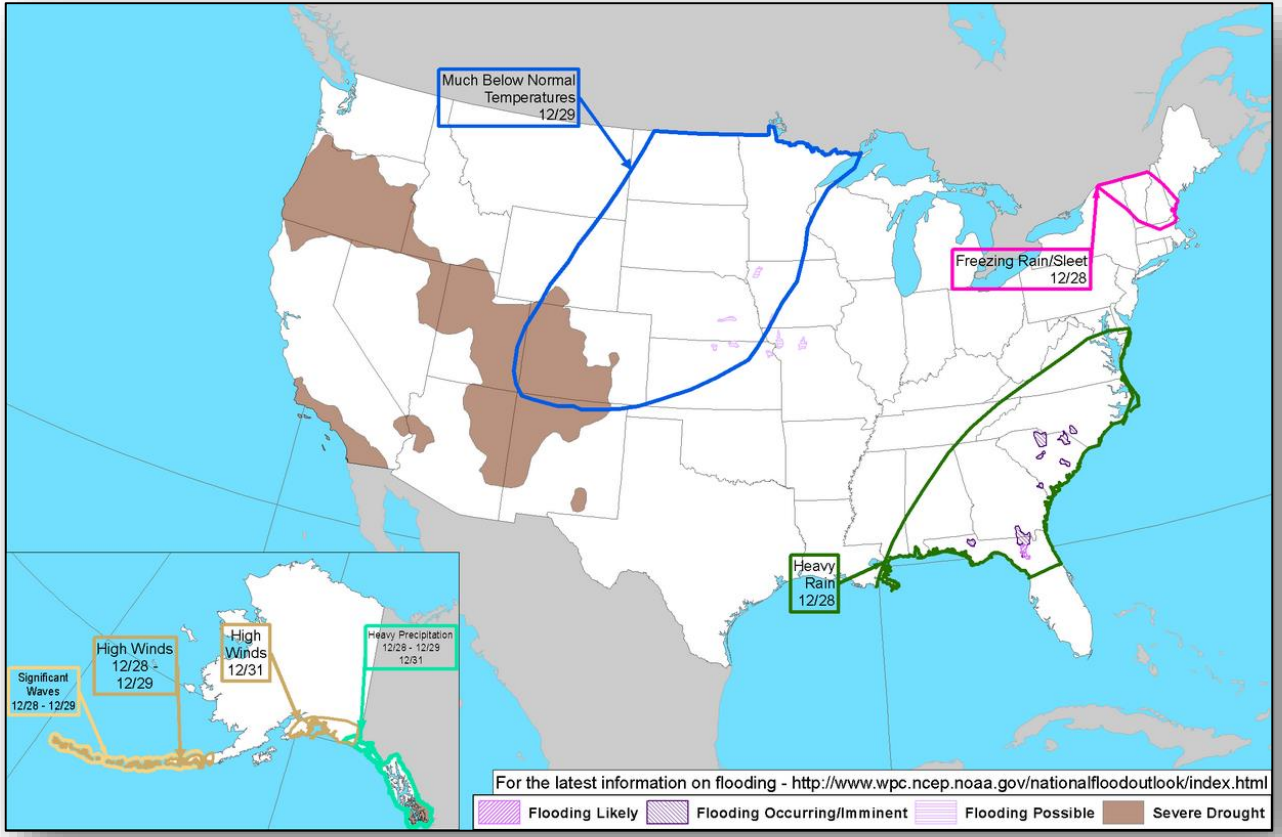

Space Weather

	Space Weather Activity	Geomagnetic Storms	Solar Radiation	Radio Blackouts
Past 24 Hours	None	None	None	None
Next 24 Hours	None	None	None	None
For further information on NOAA Space Weather Scales refer to: http://www.swpc.noaa.gov/noaa-scales-explanation				

HF Communication Impact

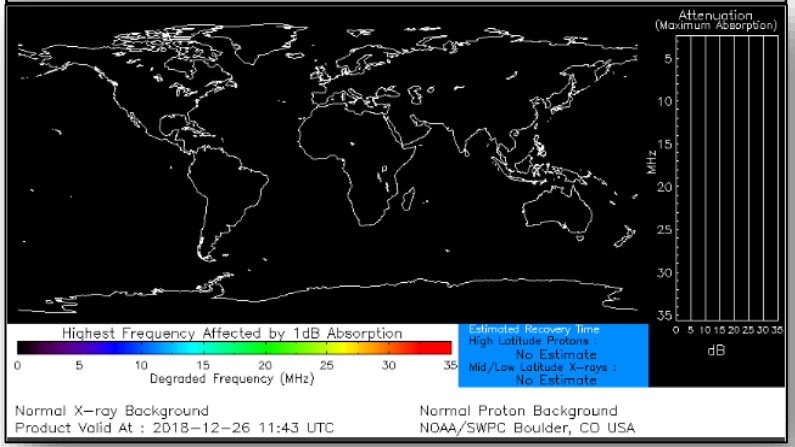

Sunspot Activity



Joint Preliminary Damage Assessments

Region	State / Location	Event	IA / PA	Number of Counties		Start – End
				Requested	Completed	
VI	TX	Flooding September 10, 2018 and continuing	IA	4	4	10/31 – 12/11
			PA	51	33	10/29 – TBD

Disaster Requests & Declarations

Declaration Requests in Process					Requests APPROVED (since last report)	Requests DENIED (since last report)
5	**IA**	**PA**	**HM**	**Date Requested**	**0**	**0**
LA – (Appeal) DR Flooding		X	X	October 26, 2018		
TX – DR Severe Storms and Flooding	X	X	X	October 30, 2018		
KS – DR Severe Storms, Straight-line Winds, and Flooding		X	X	November 14, 2018		
MN – DR Severe Storms and Flooding		X	X	November 27, 2018		
NC – DR Tropical Storm Michael		X	X	December 11, 2018		

Readiness – Deployable Teams and Assets

FEMA

Resource	Force Strength	Available	Deployed	Other	Cadres with 25% or Less Availability
IM Workforce	12,672 (NC)	3,267 ▲ 26%	5,231 ▼	4,174	EHP 9% (39/451); ER 5% (2/44); FL 16% (26/163); FM 25% (71/282); HM 16% (172/1,060); HR 22% (53/246); IT 13% (84/643); LOG 13% (173/1,296); OPS 24% (62/261); PA-NEW 8% (169/2,053); PLAN 15% (54/361); SAF 17% (10/58); SEC 8% (10/120)

National IMATs (1-2 Teams)	East:	Available
	Composite:	Available
	West:	Deployed
Regional IMATs (≤ 3 Teams)	Assigned:	13
	Available:	2
	PMC / NMC:	7
	Deployed:	4
National ISBs (≤ 2 Teams)	Team A	Deployed
	Team B	Deployed
	Team C	Deployed
US&R (>66%)	Assigned:	28
	Available:	27
	PMC / NMC:	1
	Deployed:	0
MERS (>66%)	Assigned:	36
	Available:	36
	PMC / NMC:	0
	Deployed:	0
FCO (=2 Type I)	Assigned:	30
	Available:	4
	PMC / NMC:	0
	Deployed:	26
FDRC (≥3)	Assigned:	13
	Available:	5
	PMC / NMC:	0
	Deployed:	8

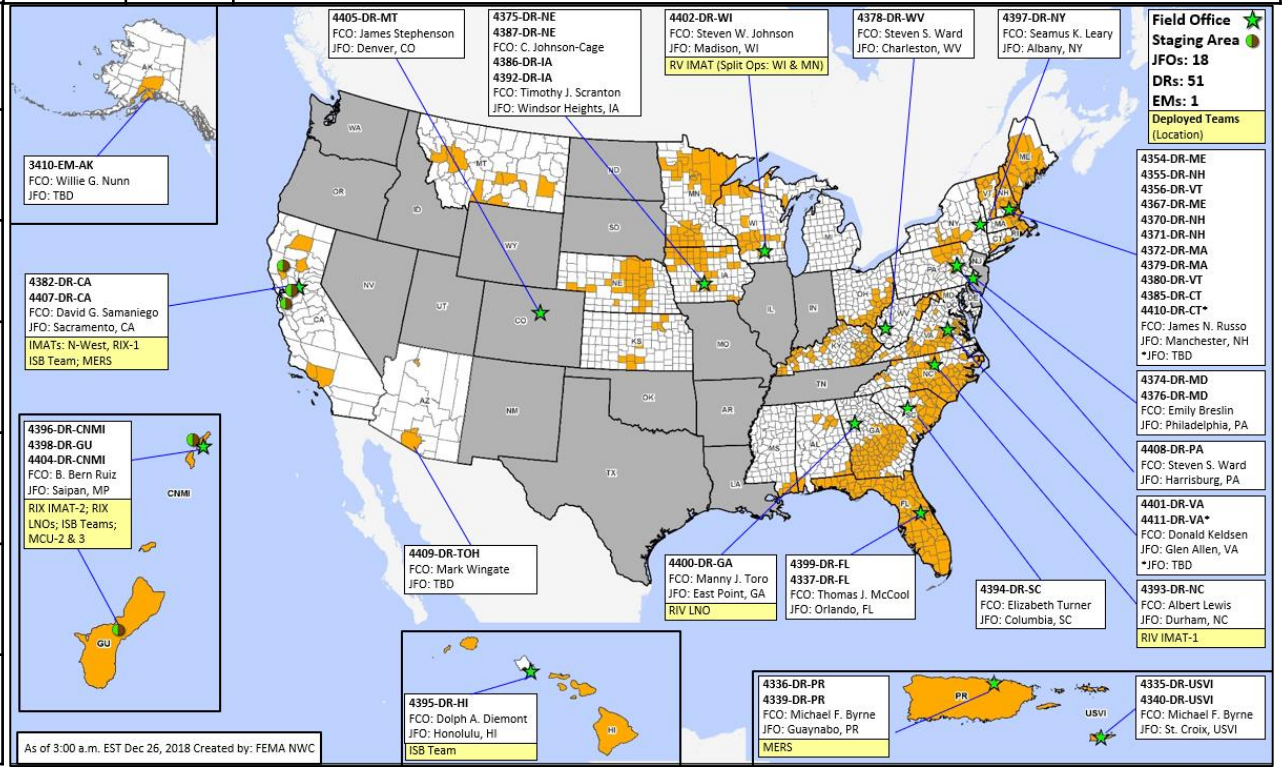

FEMA Readiness – Activation Teams

Status		Activated Team	Activation Level	Activation Times	Reason / Comments
NWC (5 Teams)	Available				
NRCC (2 Teams)	Available	Gold			
HLT	Steady State				
RWC / MOCs (10 Regions)	Steady State				
RRCCs (10 Regions)	Available				

Backup Regions: **I, II, and VI**

FEMA

FEMA's mission is helping people before, during, and after disasters.

Click here to subscribe to this briefing.