



FEMA

Daily Operations Briefing

Tuesday, October 23, 2018

8:30 a.m. EDT

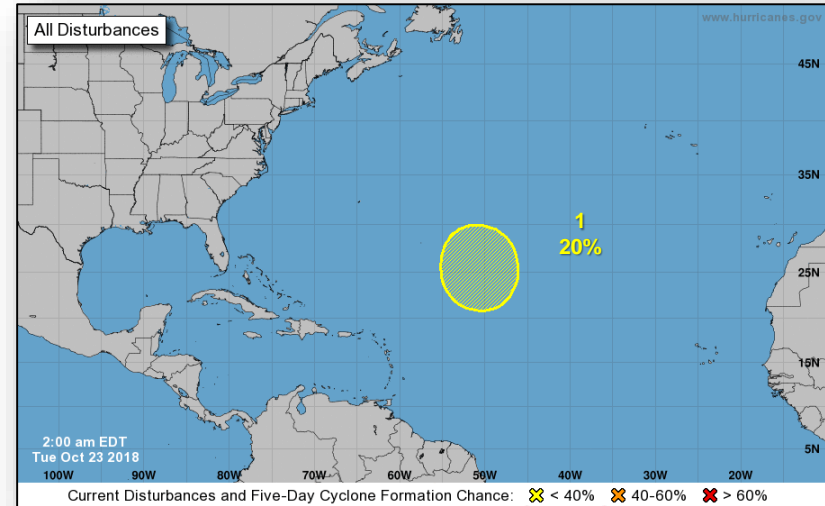
Tropical Outlook – Atlantic



FEMA

Disturbance 1 (as of 2:00 a.m. EDT)

- Several hundred miles ENE of northern Leeward Islands
- Some tropical or subtropical development possible by the weekend
- Formation chance through 48 hours: Low (near 0%)
- Formation chance through 5 days: Low (20%)



Tropical Outlook – Eastern Pacific



Hurricane Willa (CAT 4) (Advisory #13 as of 5:00 a.m. EDT)

- About 75 miles SW of Las Islas Marias, Mexico
- Moving N at 5 mph
- Maximum sustained winds 130 mph
- Hurricane-force winds extend outward up to 35 miles
- Tropical storm-force winds extend out 125 miles

Tropical Depression Vicente (Advisory #16 as of 5:00 a.m. EDT)

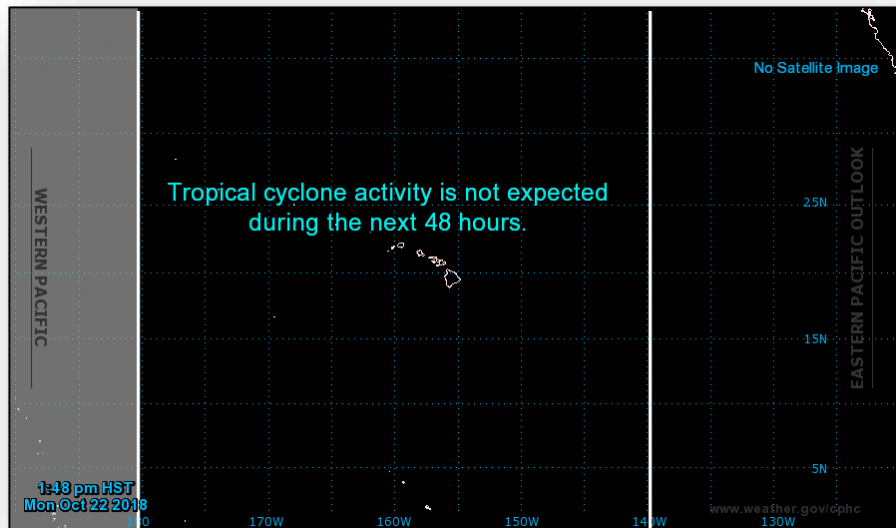
- 55 miles SSE of Lazaro Cardenas, Mexico
- Moving NNW at 12 mph
- Maximum sustained winds 35 mph
- Expected to dissipate later today



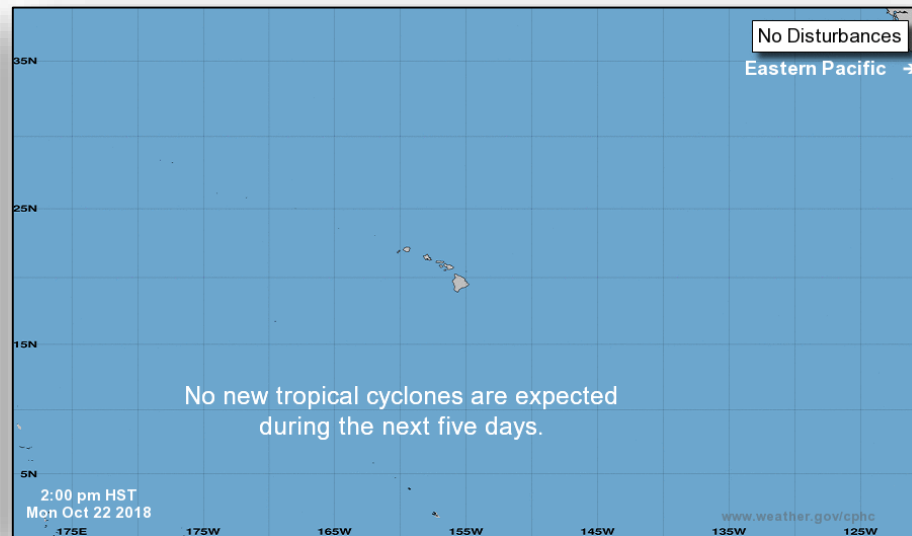
Tropical Outlook – Central Pacific



FEMA



48 Hour Outlook



5 Day Outlook

Tropical Outlook – Western Pacific



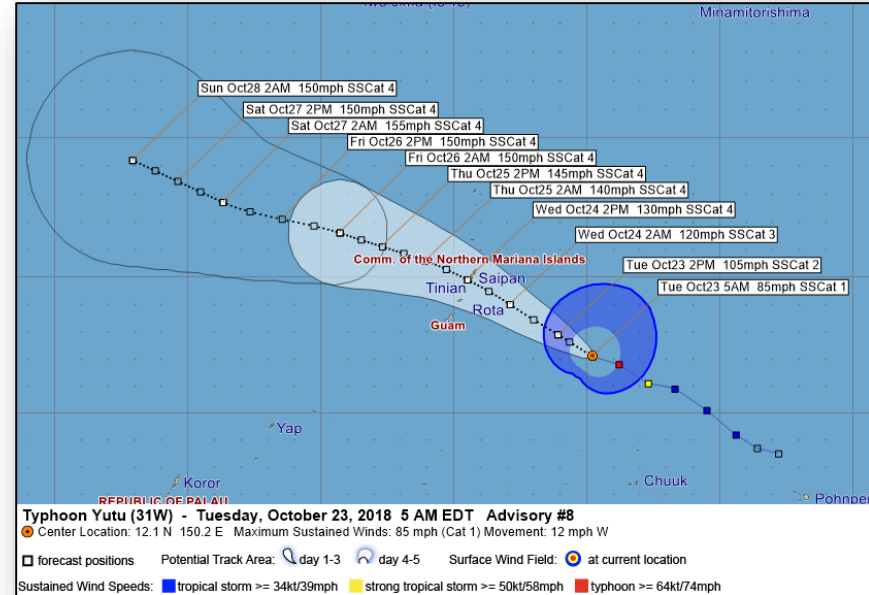
FEMA

Typhoon Yutu (Advisory # 8 as of 5:00 a.m. EDT)

- 365 miles SE of Tinian
- Maximum sustained winds 85 mph; Moving WNW at 12 mph
- Typhoon force winds extend 60 miles; Tropical storm force winds extend 200 miles
- Typhoon Warnings in effect for Tinian, Saipan, and Rota
- Tropical Storm Warning in effect for Guam
- Tropical Storm Watch in effect for the far northern islands

Preparations

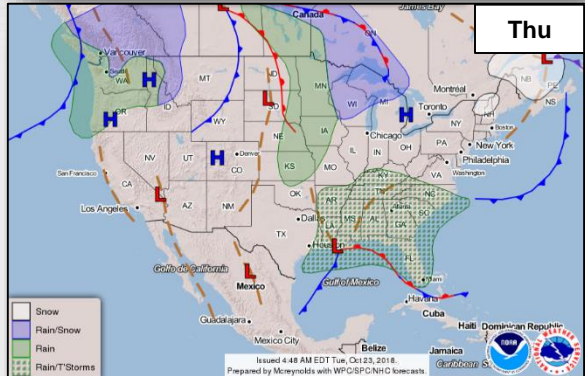
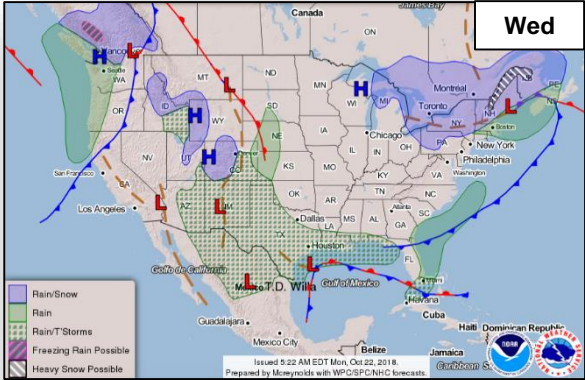
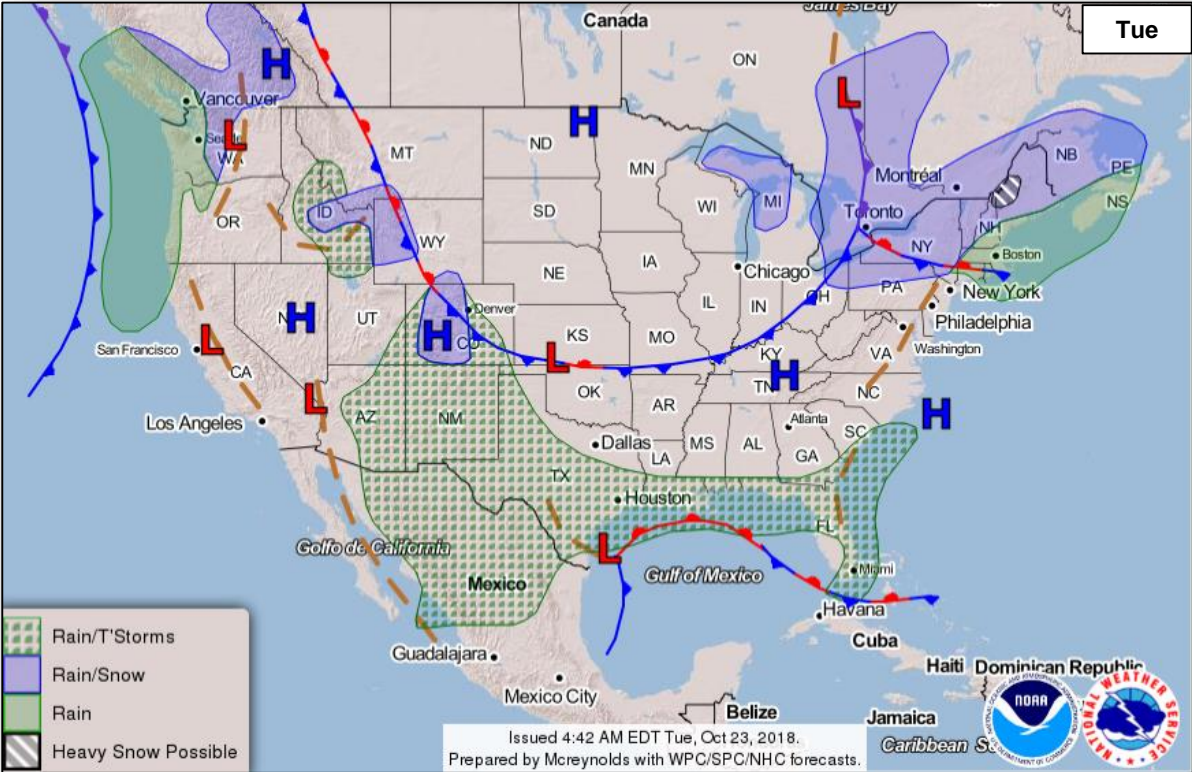
- Guam EOC at Normal Operations
- CNMI EOC at Full Activation
- FEMA Region IX RWC at Steady State, continues to monitor
- FEMA Region IX IMAT-2 and LNOs deployed to Guam
- FEMA ISB team and MERS assets deployed to Guam
- HHS deployed DMAT and Incident Response Coordination Team (ICRT) to Guam
- **FEMA Response Operations Cell activated**



National Weather Forecast



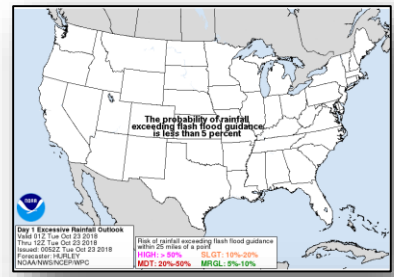
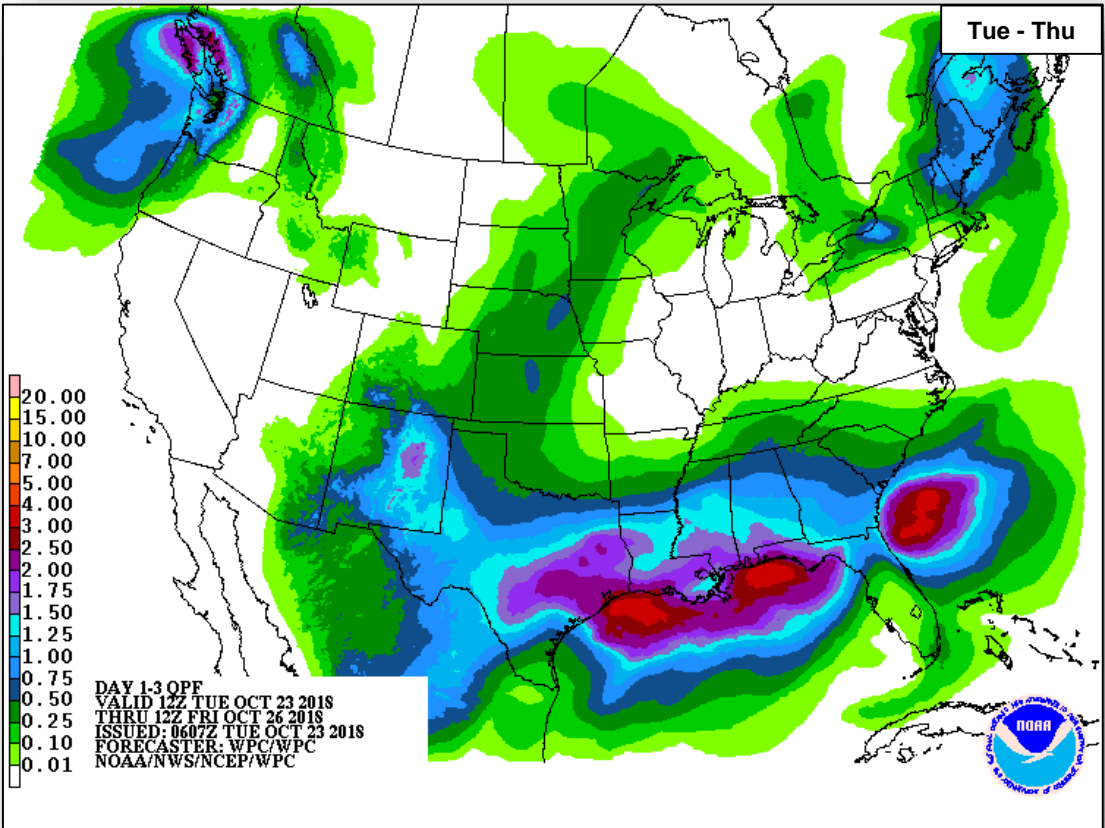
FEMA



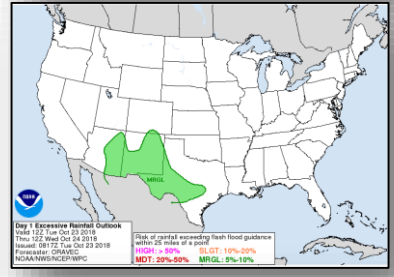
Precipitation / Excessive Rainfall Forecast



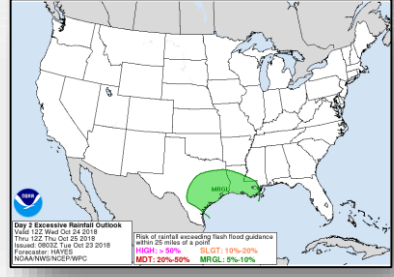
FEMA



Tue



Wed

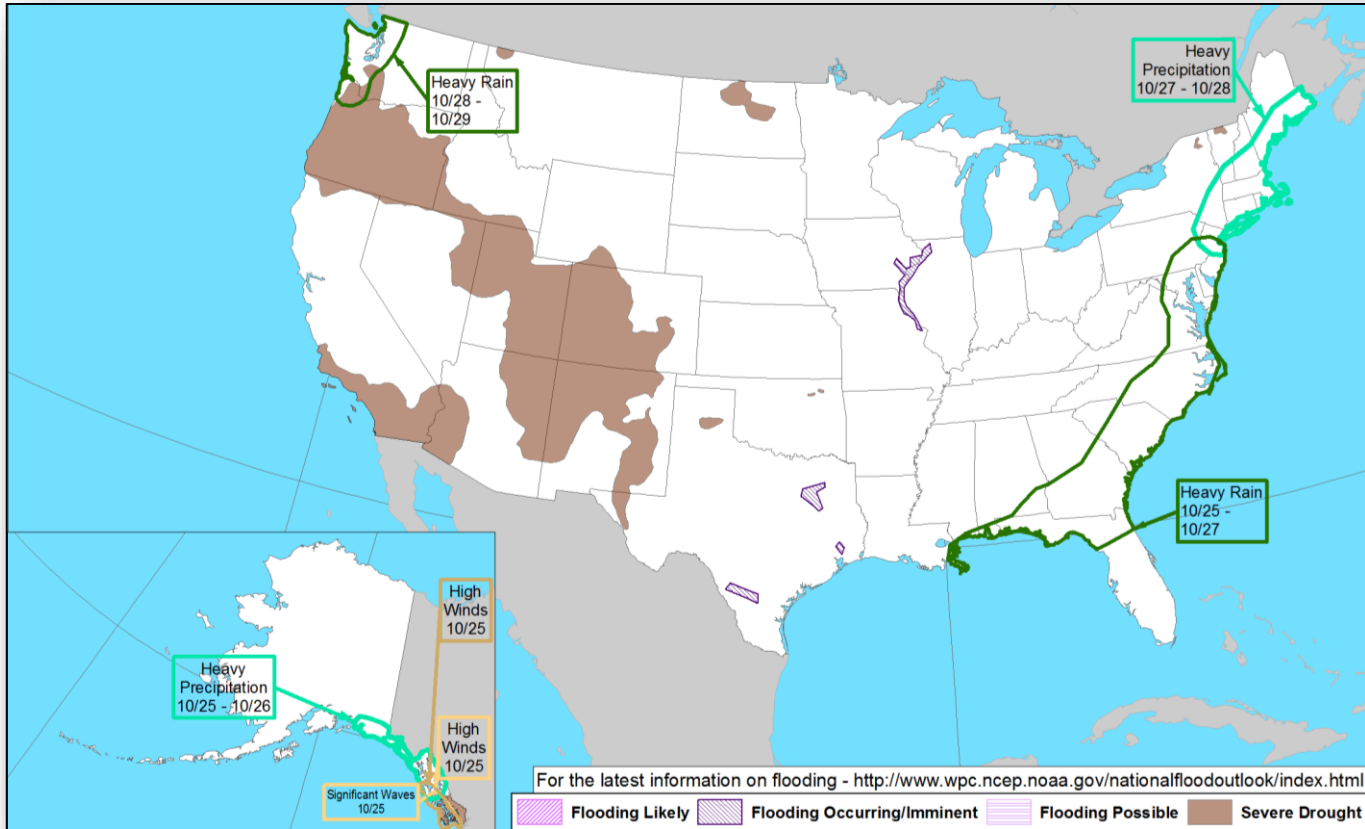


Thu

Hazards Outlook – Oct 25-29



FEMA



Disaster Requests & Declarations



FEMA

Declaration Requests in Process					Requests APPROVED (since last report)	Requests DENIED (since last report)
1	IA	PA	HM	Date Requested	0	0
NC – DR (Appeal) Severe Storms, Flooding, Landslides, and Mudslides	X	X	X	September 19, 2018		

Disaster Amendments



FEMA

Amendment	Date Issued	Action
Amendment No. 1 to FEMA-3405-EM-FL	October 22, 2018	Incident period closed effective October 19, 2018
Amendment No. 7 to FEMA-4393-DR-NC	October 22, 2018	Adds 4 counties for PA
Amendment No. 4 to FEMA-4399-DR-FL	October 22, 2018	Adjusts cost sharing arrangements
Amendment No. 5 to FEMA-4399-DR-FL	October 22, 2018	Incident period closed effective October 19, 2018

Joint Preliminary Damage Assessments



FEMA

Region	State / Location	Event	IA / PA	Number of Counties		Start – End
				Requested	Completed	
III	PA	Severe Weather August 10-15, 2018	IA	14	14	9/5 – 9/26
			PA	16	11	9/5 – TBD
IV	AL	Hurricane Michael October 8, 2018 and continuing	IA	4	1	10/23 - TBD
			PA	6	0	10/23 - TBD
IX	Tohono O'odham Nation (AZ)	Flooding September 30 – October 2, 2018	IA	1	0	10/23 – TBD
			PA	1	0	10/23 - TBD

Readiness – Deployable Teams and Assets



FEMA

Resource	Force Strength	Available	Deployed	Other	Cadres with 25% or Less Availability
IM Workforce	12,292 ▼	2,039 ▼ 17%	6,747 ▲	3,506	DSA 8% (71/849); EA 21% (121/570); EHP 6% (27/427); ER 2% (1/43); FL 16% (25/159); FM 21% (58/273); HM 12% (122/1,020); HR 12% (29/249); IA 22% (630/2,912); IT 10% (65/635); LOG 11% (136/1,191); OPS 16% (44/276); PA 9% (160/1,910); PLAN 15% (51/343); SAF 4% (2/57); SEC 1% (1/117)
National IMATs* (1-2 Teams)	East : Composite: West:	Deployed Available B-2			
Regional IMATs (≤ 3 Teams)	Assigned: Available: PMC / NMC: Deployed:	13 1 2 (-1) 10 (+1)			
National ISBs (0 Teams)	Team A Team B Team C	Deployed Deployed Deployed			
US&R (>66%)	Assigned: Available: PMC / NMC: Deployed:	28 24 (+2) 4 (-2) 0			
MERS (>33-65%)	Assigned: Available: PMC / NMC: Deployed:	36 19 0 17			
FCO (≥3 Type I)	Assigned: Available: PMC / NMC: Deployed:	32 5 (-2) 1 26 (+2)			
FDRC (≥3)	Assigned: Available: PMC / NMC: Deployed:	13 4 2 7			

4382-DR-CA
FCO: David G. Samaniego
JFO: Sacramento, CA

4388-DR-MT
FCO: James Stephenson
JFO: Denver, CO

4403-DR-KS
FCO: Paul J. Taylor
JFO: TBD

4375-DR-NE
4387-DR-NE
FCO: C. Johnson-Cage

4386-DR-IA
4392-DR-IA
FCO: Timothy J. Scranton
JFO: Windsor Heights, IA

4402-DR-WI
FCO: Steven W. Johnson
JFO: TBD

4359-DR-WV
4378-DR-WV
FCO: Steven S. Ward
JFO: Charleston, WV

4397-DR-NY
FCO: Seamus K. Leary
JFO: Albany, NY

Field Office ★

Staging Area ●

JFOs: 13

DRs: 46

EMs: 1

Deployed Teams
(Location)

4374-DR-MD
4376-DR-MD
FCO: Emily Breslin
JFO: Philadelphia, PA

4401-DR-VA
FCO: Donald Keldsen
JFO: TBD

4393-DR-NC
FCO: Albert Lewis
JFO: Durham, NC
IMATs: RI, RIV-1, RVIII; RIV LNO

4394-DR-SC
FCO: Elizabeth Turner
JFO: Columbia, SC
MERS; RIV LNO

4400-DR-GA
FCO: Manny J. Toro
JFO: TBD
RIV LNO, RV IMAT; MERS

4337-DR-FL
4399-DR-FL*
FCO: Thomas J. McCool
JFO: Orlando, FL
*JFO: TBD
IMATs: N-East, RII, RIV-2; RIV LNO; MERS

4336-DR-PR
4339-DR-PR
FCO: Justo Hernandez
JFO: Guaynabo, PR
MERS

4335-DR-USVI
4340-DR-USVI
FCO: Christopher Harnett
JFO: St. Croix, USVI

As of 3:00 a.m. EDT Oct 23, 2018 Created by: FEMA NWC

* **B-2 Status:** Assemble ≤ 2-hrs, On Site ≤ 18-hrs; **B-48 Status:** Assemble and deploy ≤ 48hrs; **Charlie Status:** No team assemble time requirement

FEMA Readiness – Activation Teams



FEMA

Status		Activated Team	Activation Level	Activation Times	Reason / Comments
NWC (5 Teams)	Steady State				
NRCC (2 Teams)	Activated	ROC		Dayshift	Tropical Cyclone Yutu - Response Operations Cell activated
HLT	Activated				
RWC / MOCs (10 Regions)	Activated	Region VI	Enhanced Watch	8:00 a.m. – 8:00 p.m. EDT	Texas Flooding
RRCCs (10 Regions)	Activated	Region IV	Level III	8:00 a.m. – 6:00 p.m. EDT	Hurricane Michael

Backup Regions: VI, X and VIII

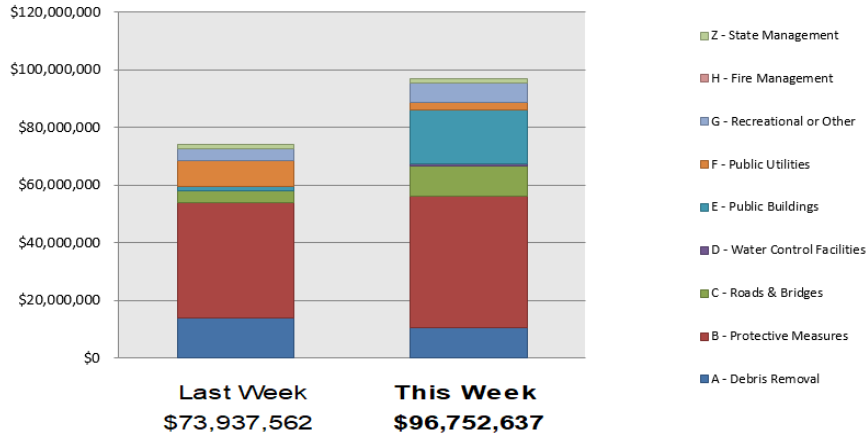
Public Assistance Grant Program



FEMA

PA Project Worksheets Obligated in past week, as of 10/15/18 at 1500 EDT										
PA Category	Emergency Work		Permanent Work				H - Fire Management	Z - State Management	Total	
	A - Debris Removal	B - Protective Measures	C - Roads & Bridges	D - Water Control Facilities	E - Public Buildings	F - Public Utilities				G - Recreational or Other
Number Of PWs Obligated	43	93	122	9	65	18	32	0	26	408
Federal Share Obligated	\$10,765,199.51	\$45,298,791.56	\$10,652,616.62	\$821,368.03	\$18,586,819.13	\$2,665,635.73	\$6,651,187.57	\$0.00	\$1,311,018.67	\$96,752,636.82

Public Assistance Obligated per Category In the Past 2 Weeks – 10/1/2018 through 10/15/2018



This weeks PA Highlights

- In 4277-LA
 - \$13 Million obligated for Category E – Public Buildings
- In 4339-PR
 - \$25 Million obligated for Category B – Protective Measures
- In 4332-TX
 - \$6 Million obligated for Category A – Debris Removal

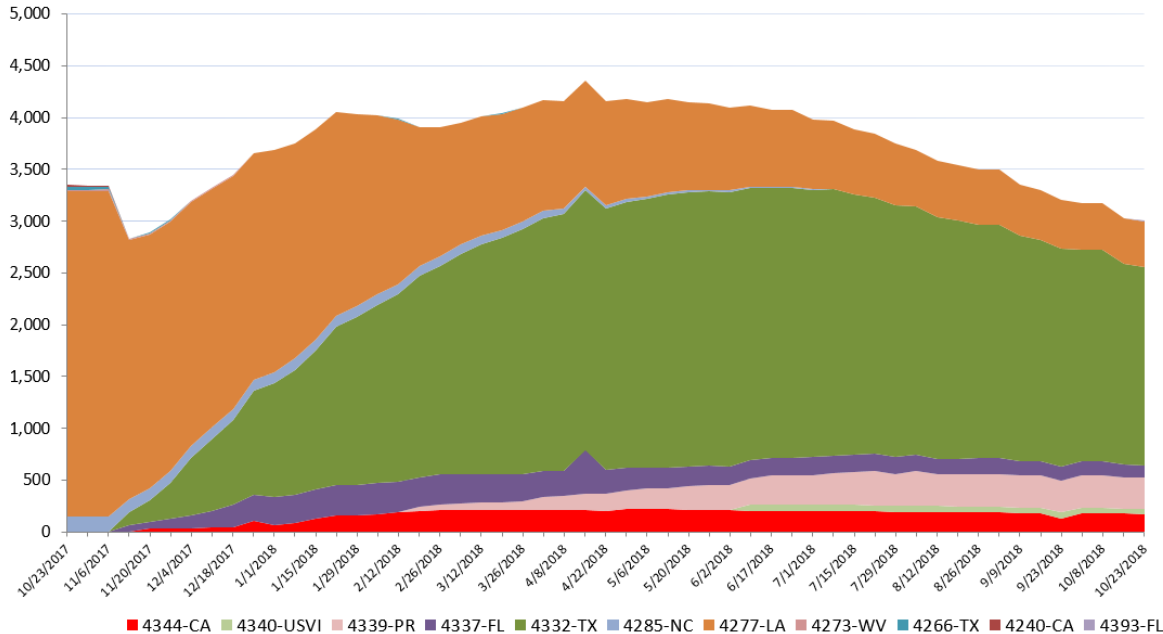
Direct Housing



FEMA

Total Households in FEMA Direct Housing per State

Past Year per Week, 10/16/2017 – 10/15/2018, There are currently **2,993** Households Occupying **2,993** Temporary Units



DR	IA Declaration Date	Program End Date	Current # of Households in Direct Housing (Weekly Change)
4277-LA	8/14/2016	2/14/2018	435 (-4)
4332-TX	8/25/2017	2/25/2018	1,913 (-27)
4337-FL	9/10/2017	3/10/2018	114 (-4)
4339-PR	9/10/2017	3/20/2019	305 (+3)
4340-USVI	9/10/2017	3/20/2019	52 (0)
4344-CA	10/10/2017	4/10/2018	176 (-2)
4393-FL	10/15/2018		14 (+13)



States with Currently Occupied Units

NPSC Call Activity

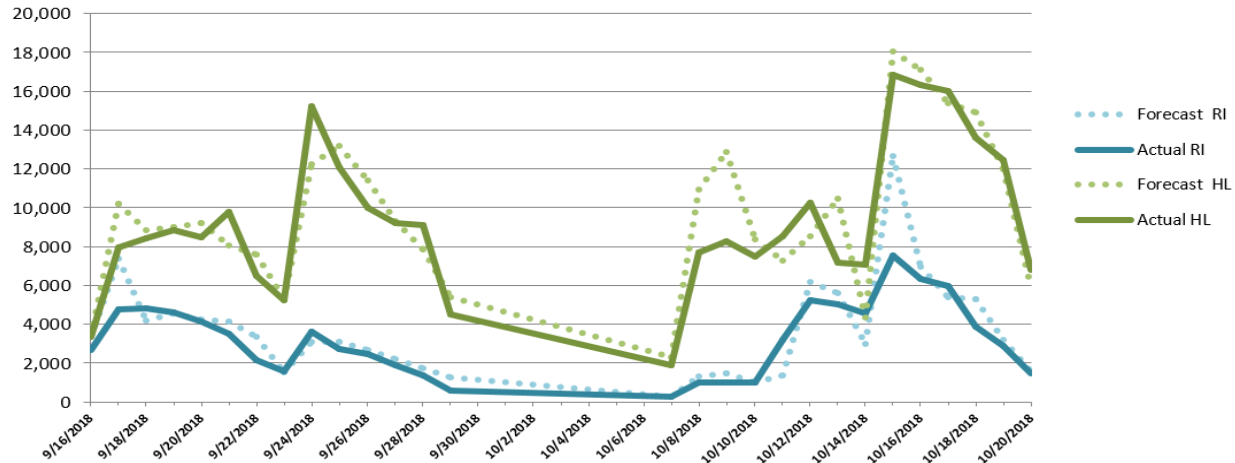


FEMA

NPSC Call Activity in the Past Week		
10/14/2018 through 10/20/2018		
Call Type	Projected Calls	Actual Calls
Registration Intake:	38,080	32,665
Helpline:	87,730	89,047
Combined:	125,810	121,712

NPSC Call Forecasting and Actual Calls Over the Past 4 Weeks

9/16/2018 through 10/20/2018



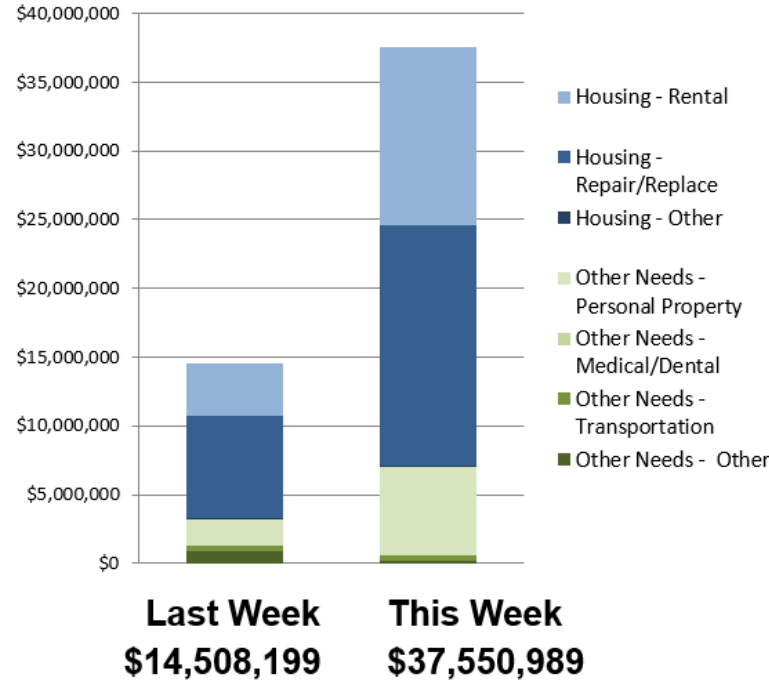
Individual Assistance Activity



FEMA

	Individuals and Households Program Activity As Of: 10/22/18				
	In Past 7 Days			Cumulative	
	Applicants Approved	Amount Approved	Applicants Approved	Amount Approved	
Open Registration Period	4393-NC Declared 09-14-2018 End Of Req Period 11-13-2018				
	Housing Assistance	1,509	\$4,676,438.79	23,744	\$86,398,523.01
	Other Needs Assistance	805	\$1,290,514.81	11,517	\$17,008,389.16
	Total IHP	\$5,966,953.60		\$103,406,912.17	
	Average IHP			\$3,512	
	Total Max Grants			235	
	4394-SC Declared 09-16-2018 End Of Req Period 11-20-2018				
	Housing Assistance	365	\$1,471,968.21	3,744	\$15,965,028.11
	Other Needs Assistance	131	\$242,023.38	1,308	\$2,099,331.80
	Total IHP	\$1,713,991.59		\$18,064,359.91	
	Average IHP			\$4,175	
	Total Max Grants			12	
	4396-MP Declared 09-29-2018 End Of Req Period 11-28-2018				
	Housing Assistance	81	\$200,421.68	91	\$247,107.68
	Other Needs Assistance	70	\$92,998.53	114	\$142,315.81
	Total IHP	\$293,420.21		\$389,423.49	
	Average IHP			\$2,545	
	Total Max Grants			0	
	4399-FL Declared 10-11-2018 End Of Req Period 12-10-2018				
	Housing Assistance	5,625	\$19,704,192.17	5,682	\$19,844,026.75
Other Needs Assistance	2,199	\$4,471,336.99	2,222	\$4,515,906.49	
Total IHP	\$24,175,529.16		\$24,359,933.24		
Average IHP			\$4,024		
Total Max Grants			48		
4400-GA Declared 10-14-2018 End Of Req Period 12-13-2018					
Housing Assistance	499	\$1,495,328.87	499	\$1,495,328.87	
Other Needs Assistance	250	\$318,104.23	250	\$318,104.23	
Total IHP	\$1,813,433.10		\$1,813,433.10		
Average IHP			\$2,925		
Total Max Grants			1		
4402-WI Declared 10-18-2018 End Of Req Period 12-17-2018					
Housing Assistance	1	\$1,862.00	1	\$1,862.00	
Other Needs Assistance	0	\$0.00	0	\$0.00	
Total IHP	\$1,862.00		\$1,862.00		
Average IHP			\$1,862		
Total Max Grants			0		
14 Declarations IHP Programmatically Open - Closed Registration *					
Other IHP Active	Housing Assistance	741	\$3,005,000.04		
	Other Needs Assistance	344	\$580,798.90		
	Total IHP	\$3,585,798.94			
	Total IHP Approved in Past Week	\$37,550,988.60			

IHP Approved per Category in the Past 2 Weeks – 10/8/2018 through 10/22/2018





FEMA

FEMA's mission is helping people before, during, and after disasters.

Click [here](#) to subscribe to this briefing.