



FEMA

Daily Operations Briefing

Saturday, July 14, 2018

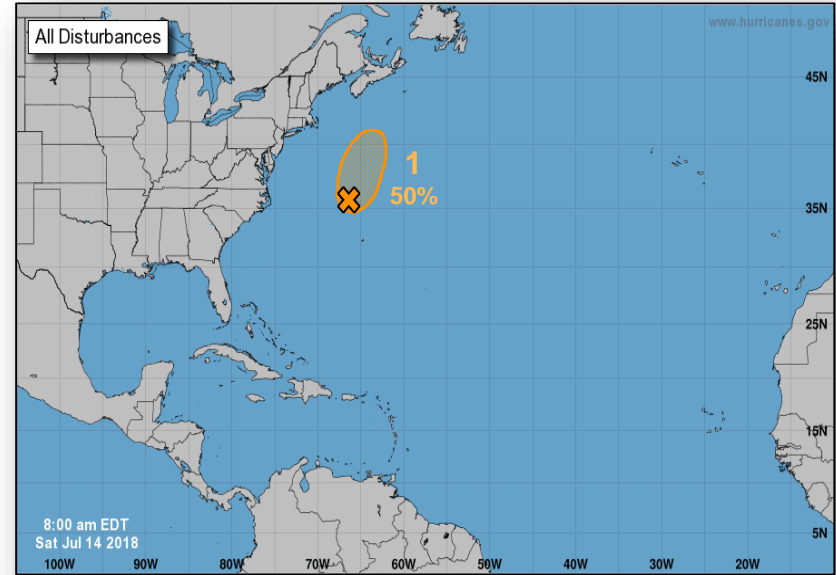
8:30 a.m. EDT

Tropical Outlook – Atlantic



Disturbance 1 (as of 8:00 a.m. EDT)

- Remnants of Beryl 250 miles north-northwest of Bermuda
- Moving north-northeast at 10 mph
- Formation chance through 48 hours: Low (50%)
- Formation chance through 5 days: Low (50%)

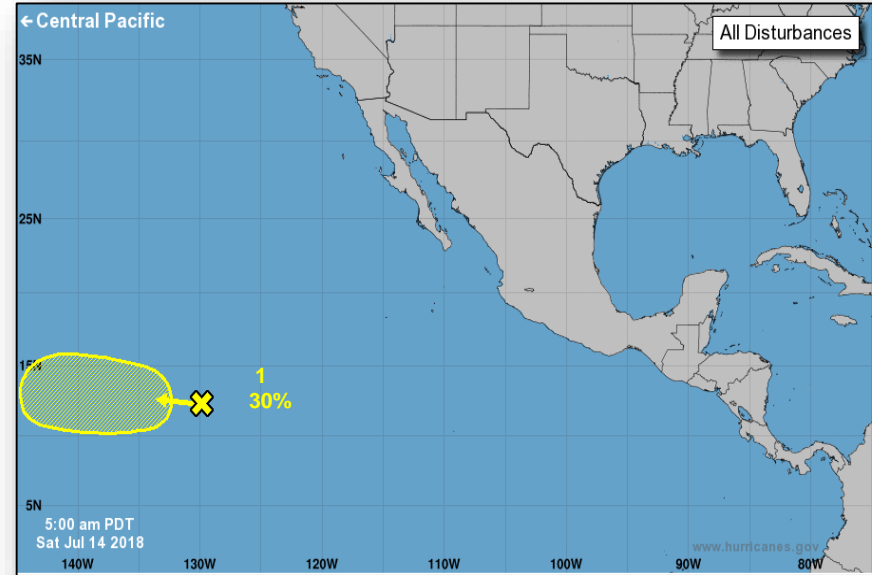


Tropical Outlook – Eastern Pacific

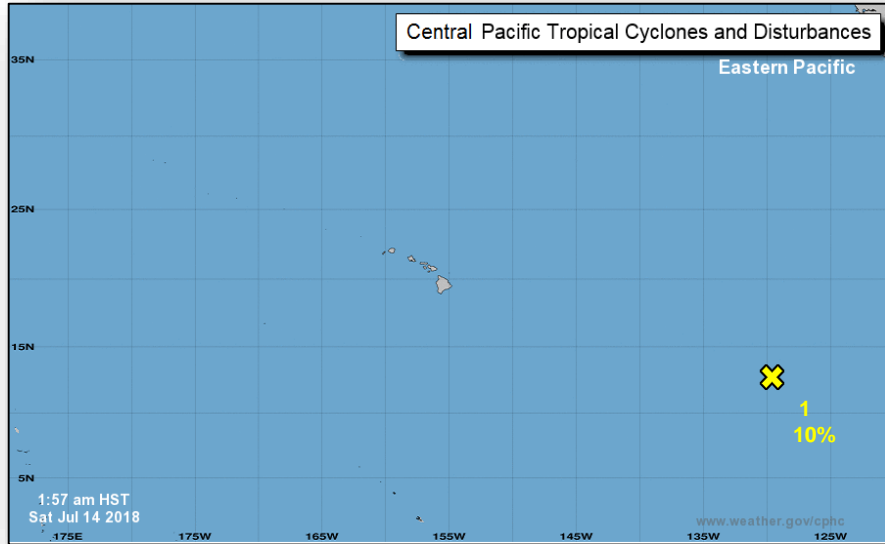


Disturbance 1 (as of 8:00 a.m. EDT)

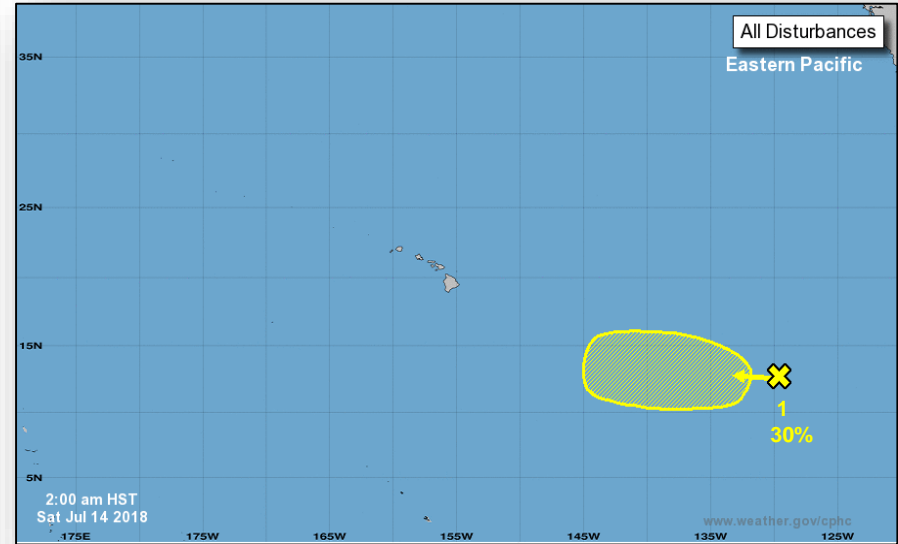
- 1,500 miles west-southwest of the southern tip of the Baja California Peninsula
- Moving west at 10 mph
- Formation chance through 48 hours: Low (10%)
- Formation chance through 5 days: Low (30%)



Tropical Outlook – Central Pacific



48 Hour Outlook

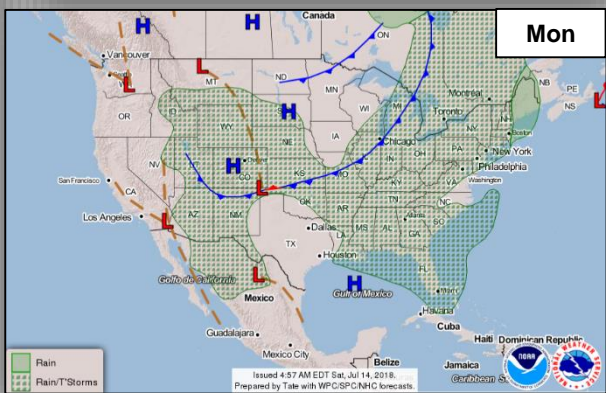
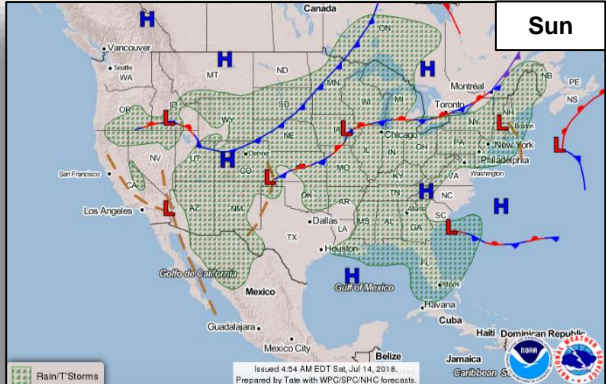
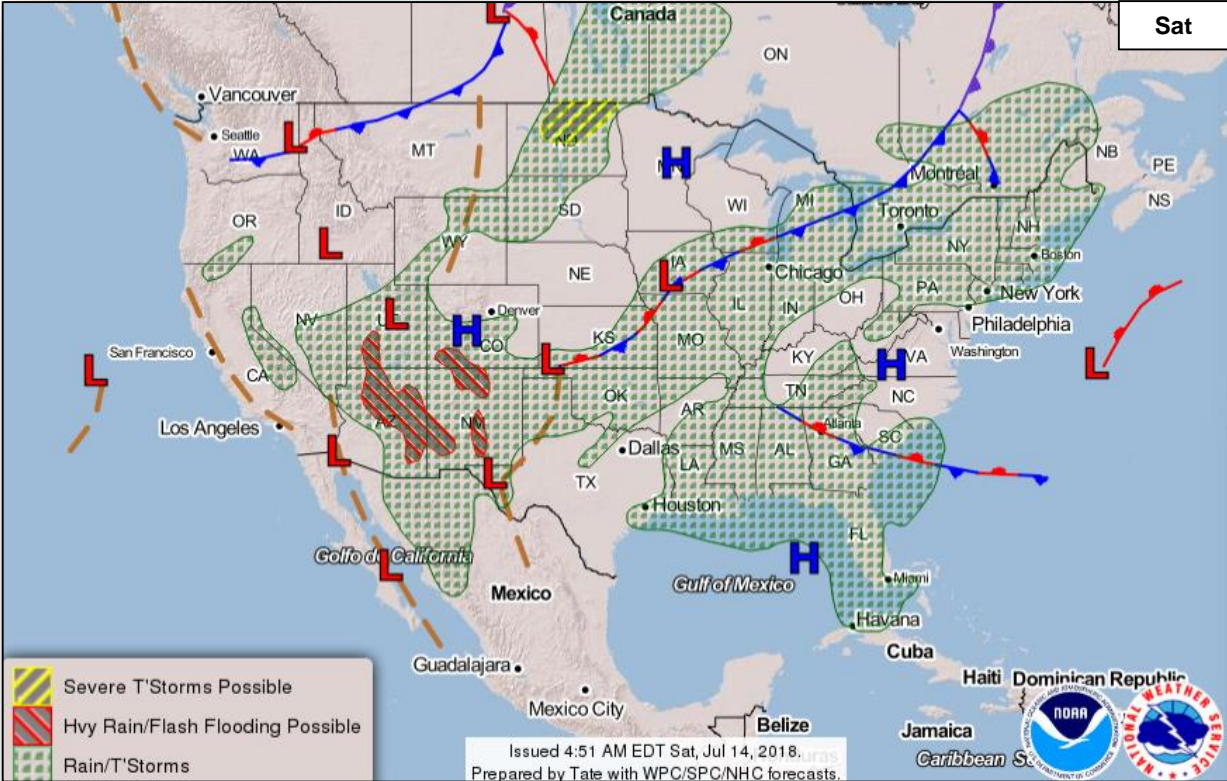


5 Day Outlook

National Weather Forecast



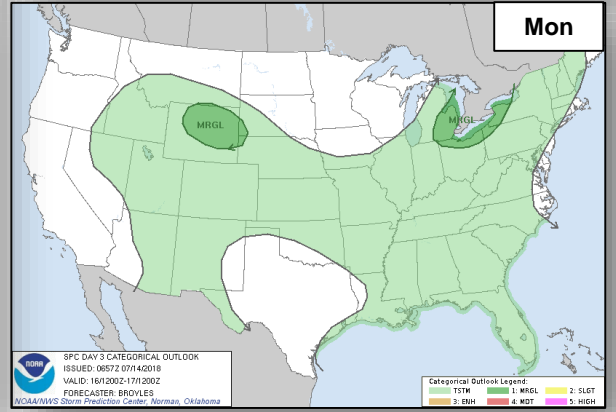
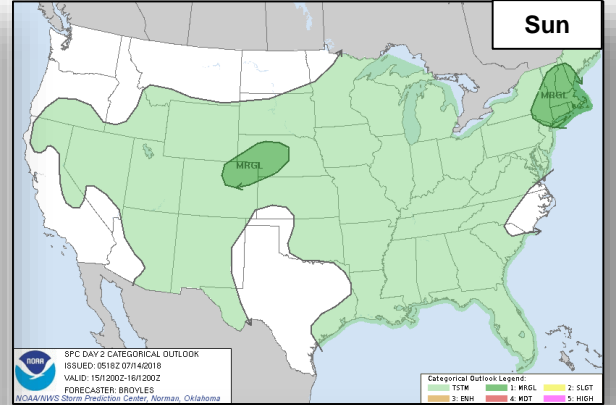
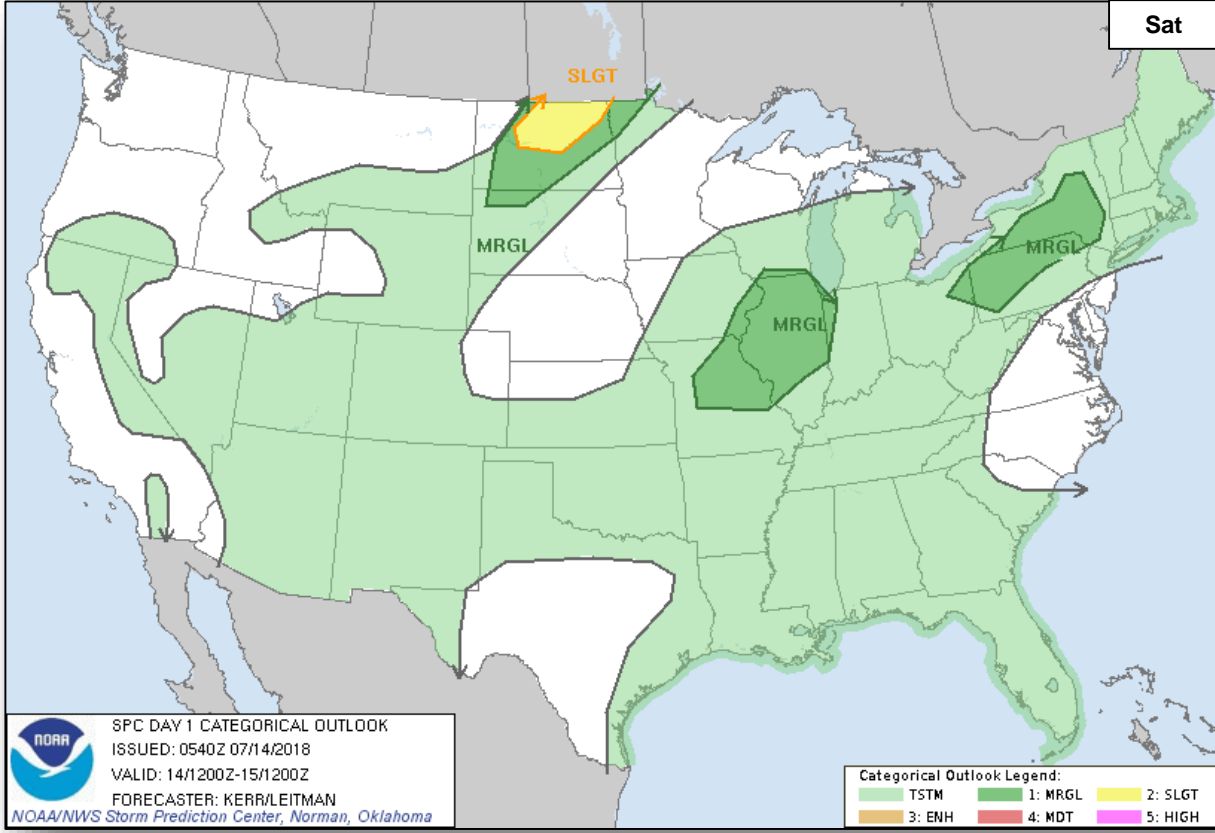
FEMA



Severe Weather Outlook



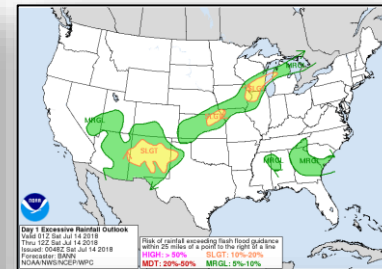
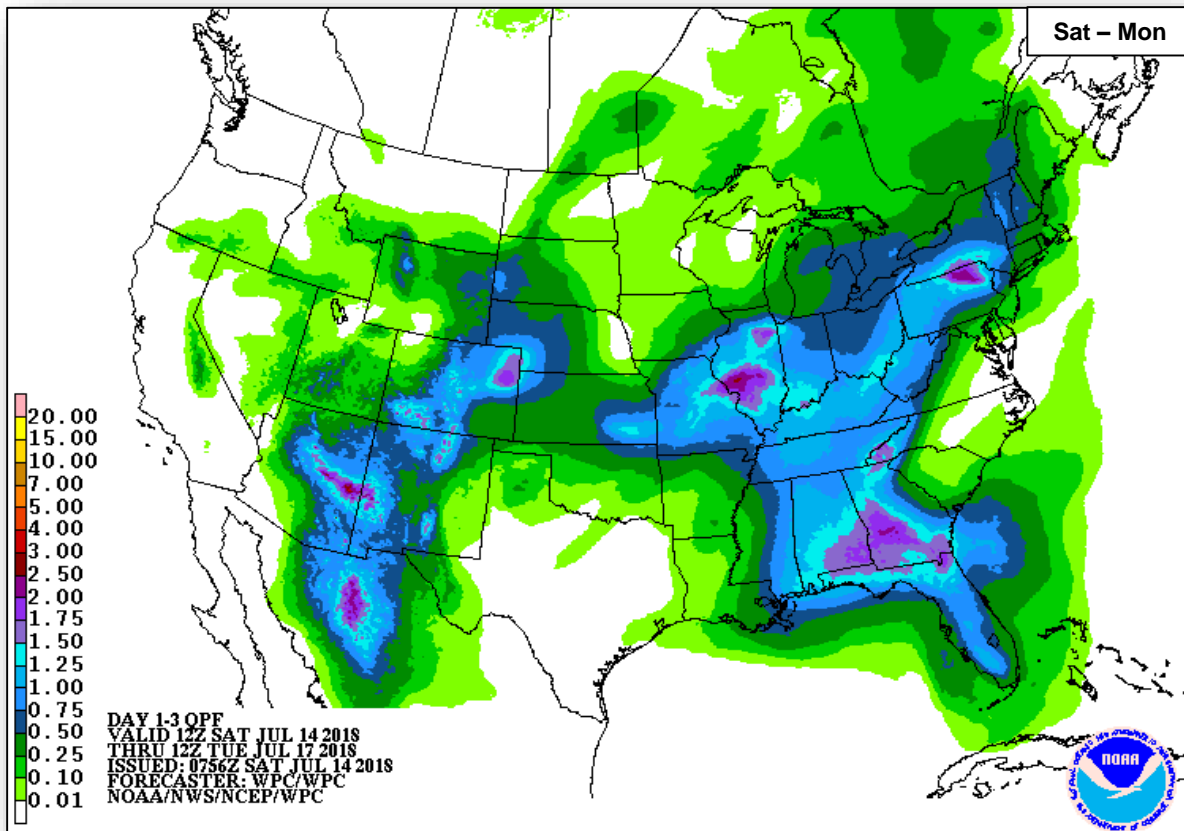
FEMA



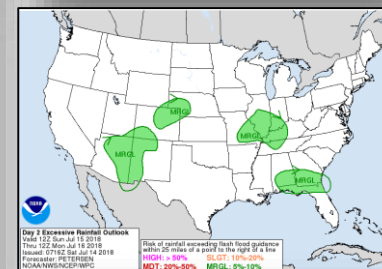
Precipitation / Excessive Rainfall Forecast



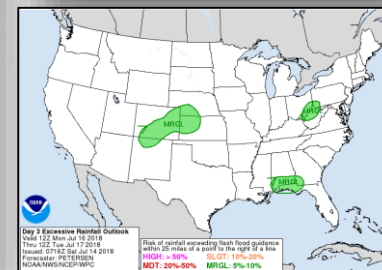
FEMA



Sat



Sun

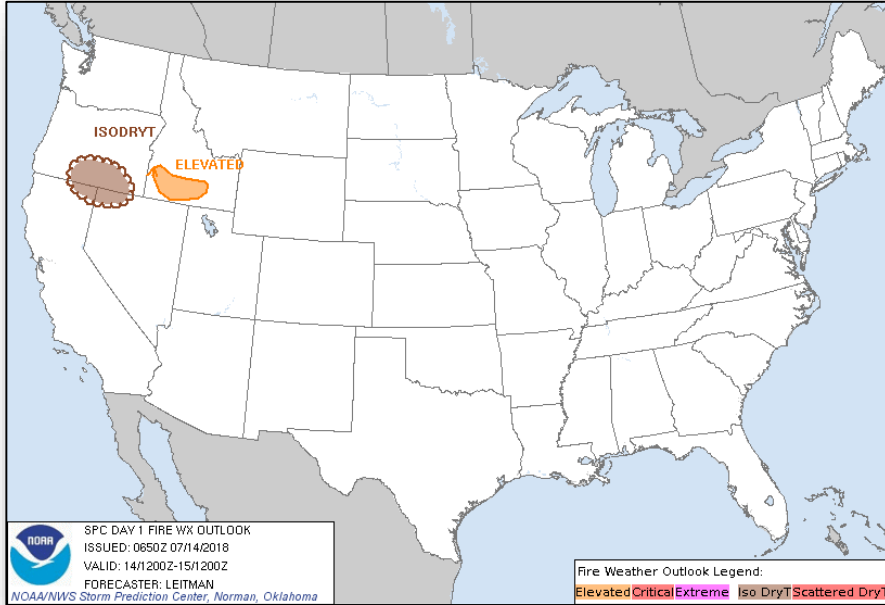


Mon

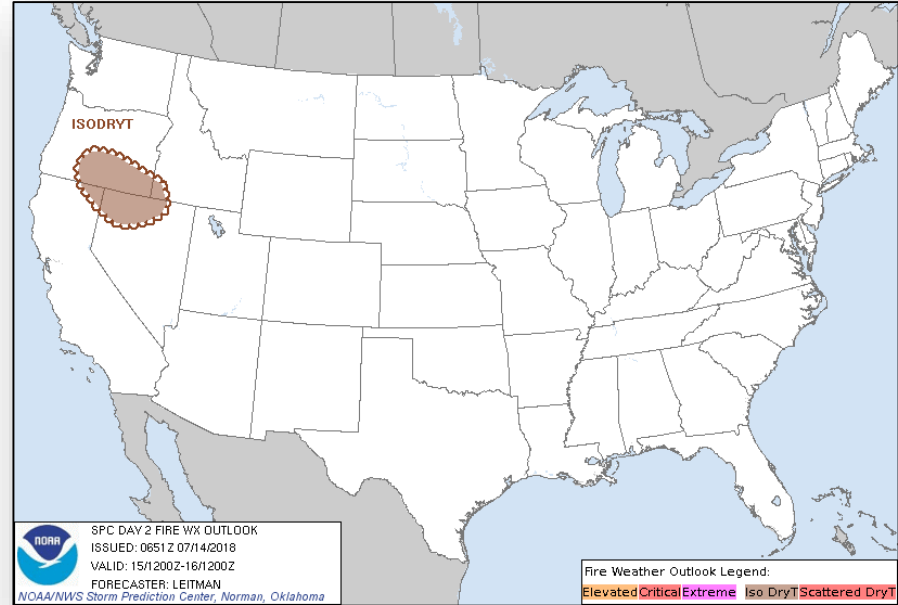
Fire Weather Outlook



FEMA



Saturday

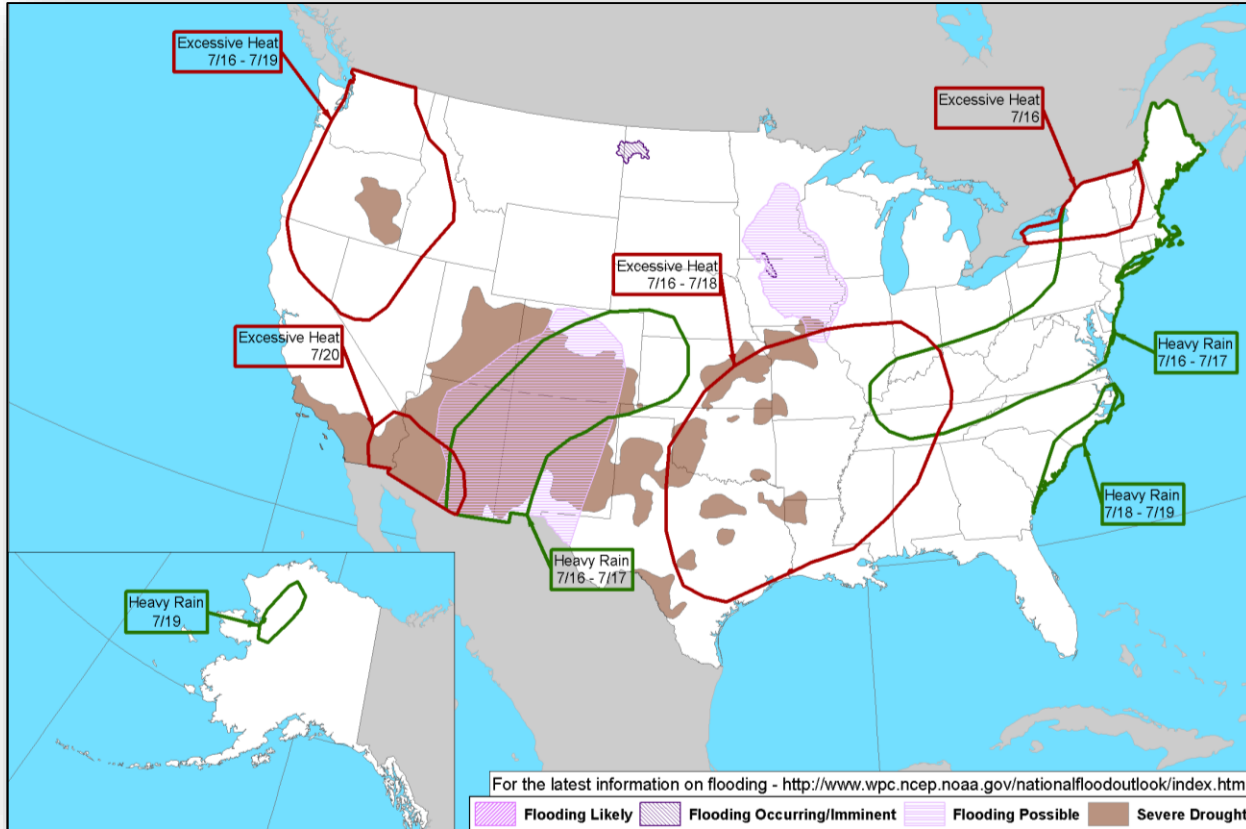


Sunday

Hazards Outlook – July 16-20



FEMA



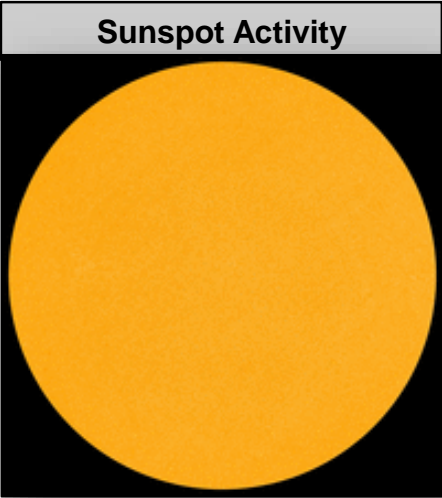

Space Weather



FEMA

| | Space Weather Activity | Geomagnetic Storms | Solar Radiation | Radio Blackouts |
|---------------|------------------------|--------------------|-----------------|-----------------|
| Past 24 Hours | None | None | None | None |
| Next 24 Hours | None | None | None | None |

For further information on NOAA Space Weather Scales refer to: <http://www.swpc.noaa.gov/noaa-scales-explanation>



Disaster Requests and Declarations



FEMA

| Declaration Requests in Process | | | | | Requests APPROVED (since last report) | Requests DENIED (since last report) |
|---|----|----|----|----------------|--|--|
| 9 | IA | PA | HM | Date Requested | 0 | 0 |
| MA – DR Severe Winter Storm and Snowstorm | | X | X | June 12, 2018 | | |
| Federated States of Micronesia (FSM) – Flooding <i>*Request made pursuant to the Compacts of Free Association, not under Stafford Act.</i> | | | | June 13, 2018 | | |
| SD – DR Severe Storms and Flooding | | X | X | June 14, 2018 | | |
| MT – DR Flooding | | X | X | June 18, 2018 | | |
| VT – DR Severe Storm and Flooding | | X | X | June 21, 2018 | | |
| LA – DR Flooding | | X | X | June 29, 2018 | | |
| AK – DR Flooding | | X | X | June 28, 2018 | | |
| CT – DR Severe Storms, Tornadoes, and Straight-line Winds | X | X | X | July 9, 2018 | | |
| MI – DR Severe Storms, Flooding, Landslides, and Mudslides | X | X | X | July 9, 2018 | | |

Joint Preliminary Damage Assessments



FEMA

| Region | State / Location | Event | IA / PA | Number of Counties | | Start – End |
|--------|------------------|---|---------|--------------------|-----------|-------------|
| | | | | Requested | Completed | |
| V | MN | Flooding June 15 – July 8, 2018 | IA | 0 | 0 | N/A |
| | | | PA | 30 & 2 Tribes* | 0 | 7/19 – TBD |
| | WI | Flooding June 6-19, 2018 | IA | 0 | 0 | N/A |
| | | | PA | 7 | 0 | 7/16 – TBD |
| VII | IA | Severe Weather June 6 – July 2, 2018 | IA | 0 | 0 | N/A |
| | | | PA | 31 | 0 | 7/17 – TBD |
| X | WA | Flooding May 5-22, 2018 | IA | 0 | 0 | N/A |
| | | | PA | 1 Tribe** | 0 | 7/18 – TBD |

*Red Lake Nation and White Earth Nation
 **Confederated Tribes of the Colville Reservation

Disaster Amendments



FEMA

| Amendment | Date Issued | Action |
|--------------------------------------|---------------|--|
| Amendment No. 3 to FEMA-4341-DR-STOF | July 12, 2018 | Amends cost-sharing arrangements |
| Amendment No. 2 to FEMA-4366-DR-HI | July 13, 2018 | Terminates the appointment of Willie G. Nunn as the FCO and appoints Benigno Bern Ruiz |
| Amendment No. 1 to FEMA-4368-DR-NJ | July 13, 2018 | Adds Burlington County for Public Assistance |

Readiness – Deployable Teams and Assets



FEMA

| Resource | Force Strength | Available | Deployed | Other | Cadres with 25% or Less Availability |
|--|--|--|----------|-------|--|
| IM Workforce | 11,635 ▼ | 3,967 ▼ 34% | 4,241 ▼ | 3,427 | EHP 7% (27/383); ER 24% (8/33); FM 24% (66/271); HM 23% (223/957); PA 16% (287/1,823); SAF 2% (1/53); SEC 19% (20/104) |
| National IMATs* (3 Teams) | East 1: East 2: West: | B-48 Charlie B-2 | | | |
| Regional IMATs (4 - 6 Teams) | Assigned: Available: PMC / NMC: Deployed: | 13 5 4 4 | | | |
| US&R (≥ 66%) | Assigned: Available: PMC / NMC: Deployed: | 28 28 0 0 | | | |
| MERS (≥ 66%) | Assigned: Available: PMC / NMC: Deployed: | 36 35 0 1 | | | |
| FCO (≤ 1 Type I) | Assigned: Available: PMC / NMC: Deployed: | 33 8 (-1) 1 (+1) 24 | | | |
| FDRC (≥ 3) | Assigned: Available: PMC / NMC: Deployed: | 14 4 1 9 | | | |
| <p>As of 3:00 a.m. EDT July 14, 2018</p> | | | | | |

* **B-2 Status:** Assemble ≤ 2-hrs, On Site ≤ 18-hrs; **B-48 Status:** Assemble and deploy ≤ 48hrs; **Charlie Status:** No team assemble time requirement

FEMA Readiness – Activation Teams



| Status | | Activated Team | Activation Level | Activation Times | Reason / Comments |
|-----------------------------------|--------------|----------------|------------------|------------------|-------------------|
| NWC (5 Teams) | Steady State | | | | |
| NRCC (2 Teams) | Available | | | | |
| HLT (1 Team) | Activated | | | | |
| RWC / MOCs (10 Regions) | Steady State | | | | |
| RRCCs (10 Regions) | Available | | | | |

Backup Regions: **VIII, IX, and X**



FEMA

FEMA's mission is helping people before, during, and after disasters.