



FEMA

Daily Operations Briefing

Sunday, July 8, 2018

8:30 a.m. EDT

Significant Activity – July 7-8



FEMA

Significant Events: Tropical Storm Beryl preparations

Tropical Activity:

- Atlantic – Tropical Storm Beryl; Tropical Storm Chis
- Eastern Pacific – Tropical Storm Fabio has dissipated
- Central Pacific – No tropical cyclones expected next five days
- Western Pacific – No activity affecting U.S. interests

Significant Weather:

- Critical and elevated fire weather – CA, NV and OR
- Isolated dry thunderstorms – NV, UT, CO and WY
- Red Flag Warnings – CA, NV and UT

Declaration Activity: None

Tropical Outlook - Atlantic



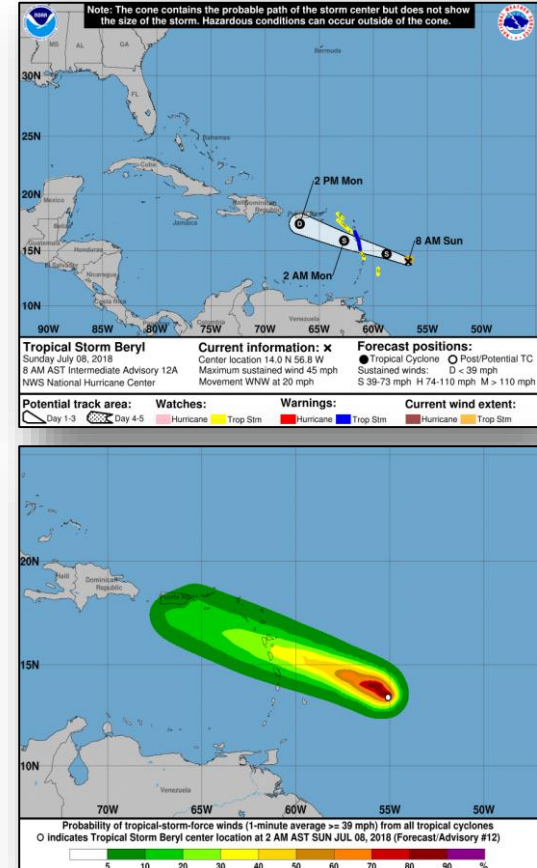
FEMA

Tropical Storm Beryl (Advisory #12A as of 8:00 a.m. EDT)

- Located 190 miles E of Barbados
- Moving WNW at 20 mph; max sustained winds 45 mph
- Forecast to reach south of USVI & PR Monday
- Tropical storm force winds extend 45 miles

Preparation / Response

- PR Governor declared a state of emergency
 - PR EOC will go to Partial Activation at 10:00 am EDT tomorrow and Full Activation at 2:00 pm EDT
 - State government offices will be closed on Monday, July 9
 - 417 shelters identified for potential use
- USVI state of emergency remains in effect (from Irma/Maria)
 - USVI EOC remains at Normal Operations but continues to monitor
- FEMA Region II at Enhanced Watch (8:00 am-8:00 pm EDT)
 - FEMA Region II IMAT deployed to St. Croix, USVI
- FEMA NWC Enhanced Watch has been rostered

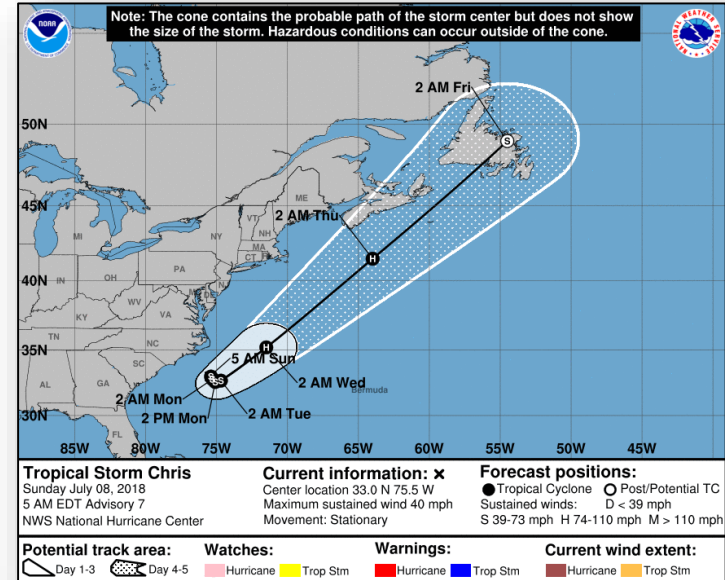


Tropical Outlook – Atlantic

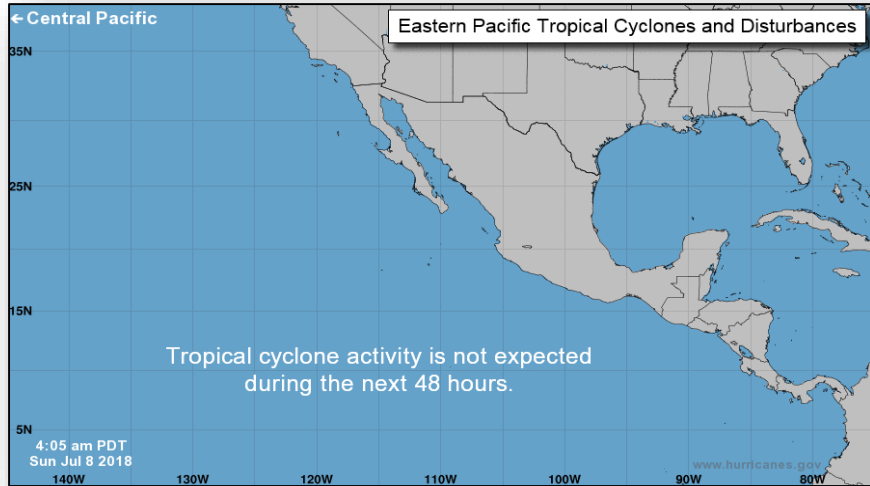


Tropical Storm Chris (Advisory #7 as of 5:00 a.m. EDT)

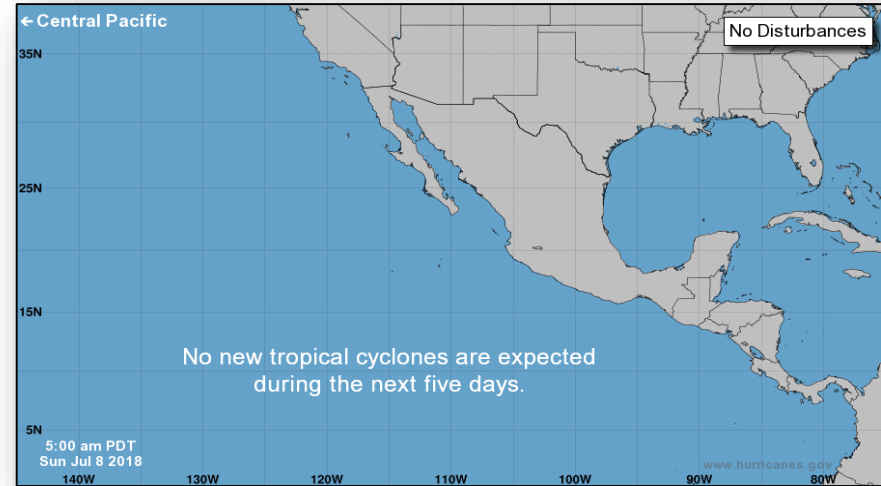
- Located 150 miles S of Cape Hatteras, NC
- Stationary; max sustained winds 40 mph
- Acceleration toward northeast expected Tuesday
- No coastal watches or warnings in effect



Tropical Outlook – Eastern Pacific



48 Hour Outlook

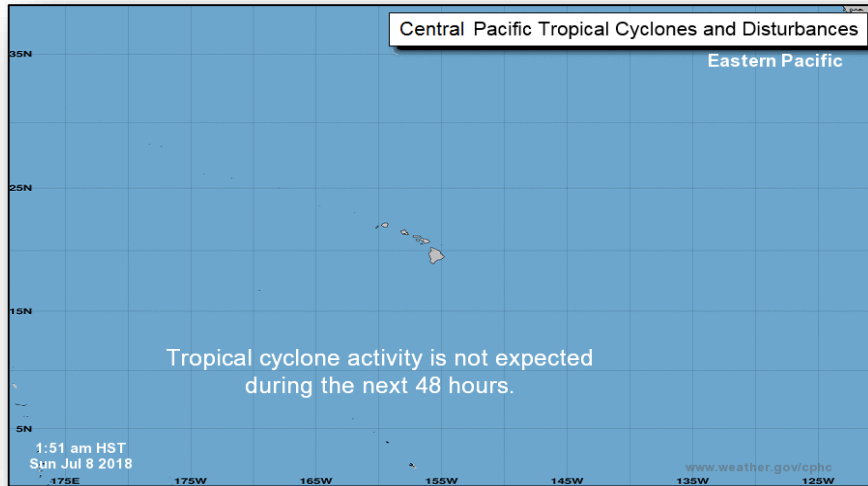


5 Day Outlook

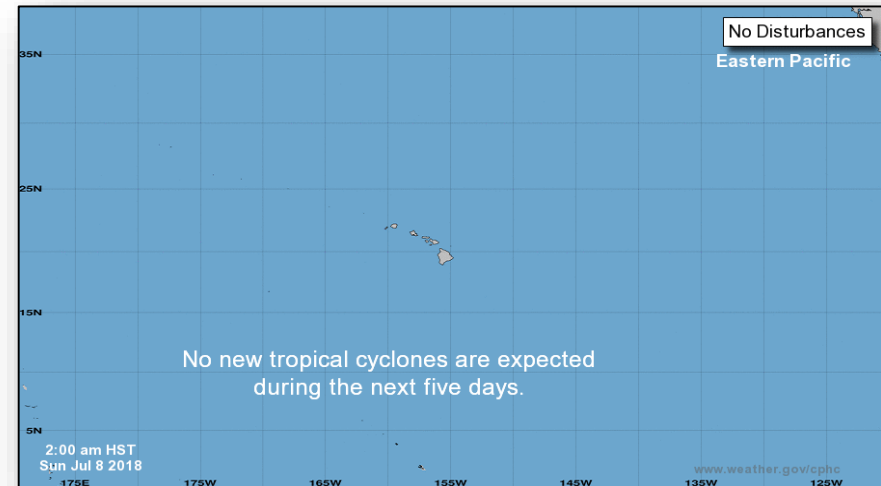
Tropical Outlook – Central Pacific



FEMA



48 Hour Outlook



5 Day Outlook

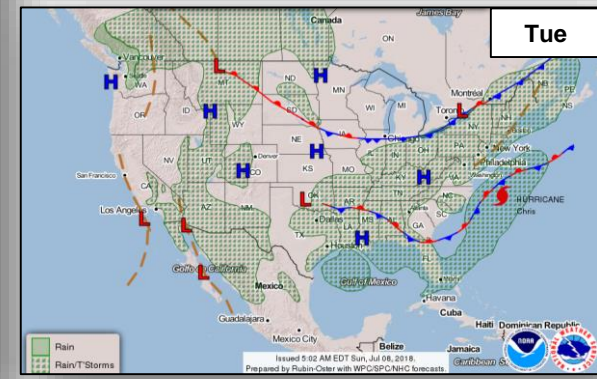
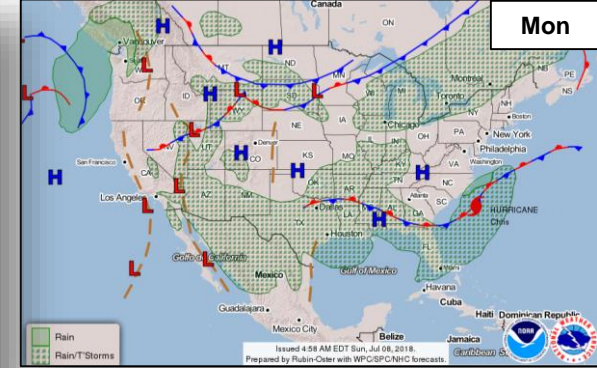
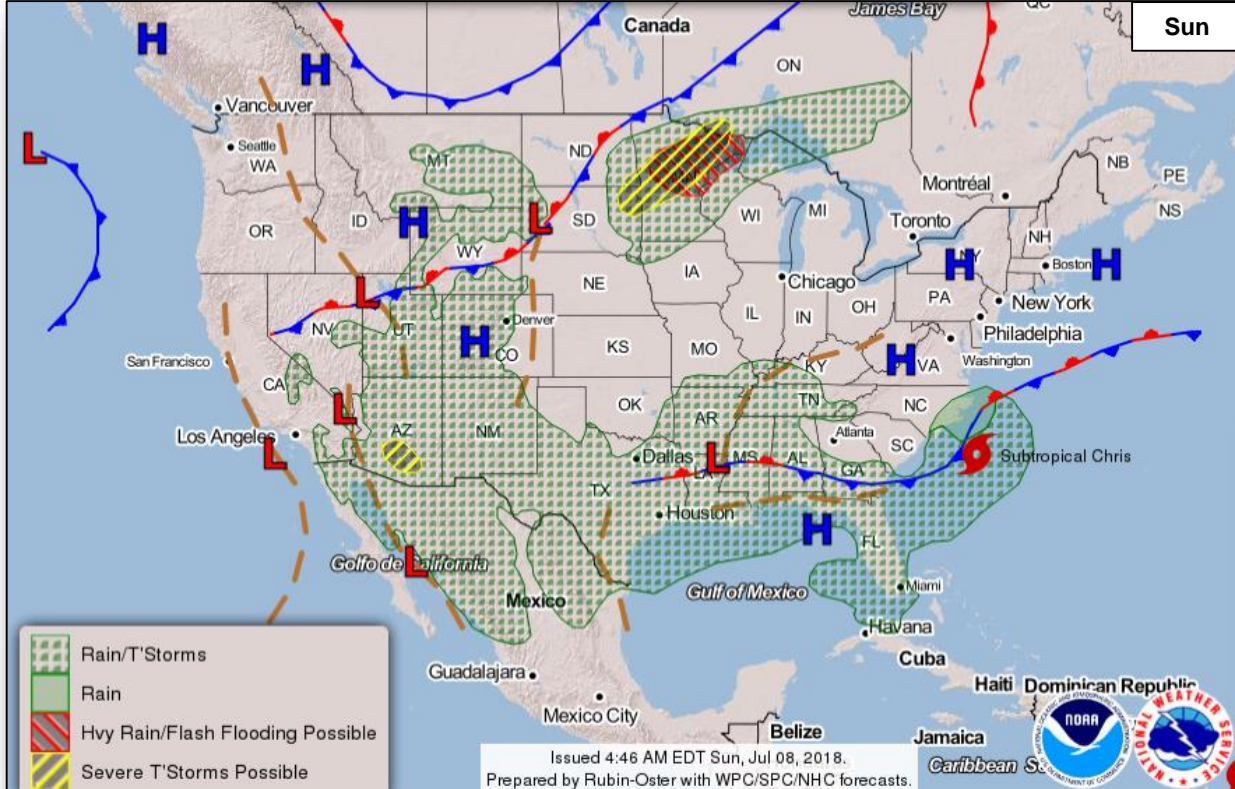
Wildfire Summary



FEMA

Fire Name (County)	FMAG Number	Acres Burned	Percent Contained	Evacuations (Residents)	Structures			Fatalities / Injuries
					Threatened	Damaged	Destroyed	
Colorado (2)								
Spring Creek (Costilla)	5246-FM-CO	106,985 (+1,252)	55% (+15%)	Mandatory	2,878 (2,076 homes)	119 homes	199 (+30) (190 homes)	0 / 5
Lake Christine (Eagle)	5249-FM-CO	5,916 (+999)	8% (+5%)	Mandatory	575 (500 homes)	0	3 homes	0 / 3
Utah (1)								
Dollar Ridge (Wasatch / Duchesne)	5248-FM-UT	49,789 (+2,106)	30% (+25%)	Mandatory	1,000 homes	0	90 homes	0 / 0
California (3)								
Klamathon Fire (Siskiyou)	5250-FM-CA July 5, 2018	21,803 (+12,803)	5%	Mandatory	560 (350 homes)	0	15 (6 homes)	0 / 2
West Fire (San Diego) FINAL	XXXX-FM-CA July 6, 2018	504 (+104)	81% (+31%)	Mandatory	0	8 homes	18 homes	0 / 1 (-3)
Holiday Fire (Santa Barbara)	XXXX-FM-CA July 7, 2018	100	5%	Mandatory	1,200 homes (-140)	5 (+5) (2 homes)	5 homes (+5)	0 / 0

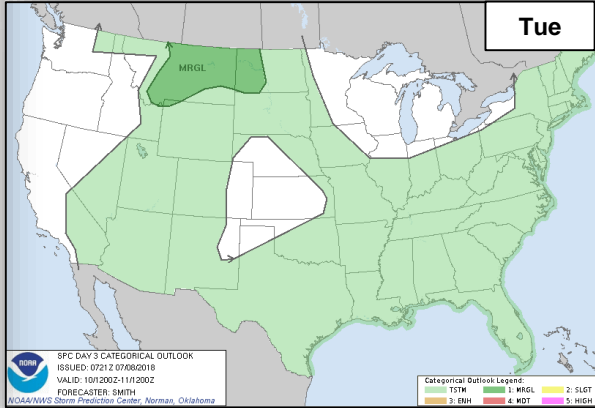
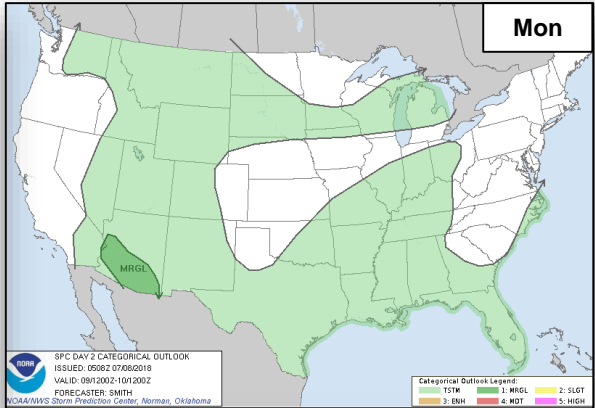
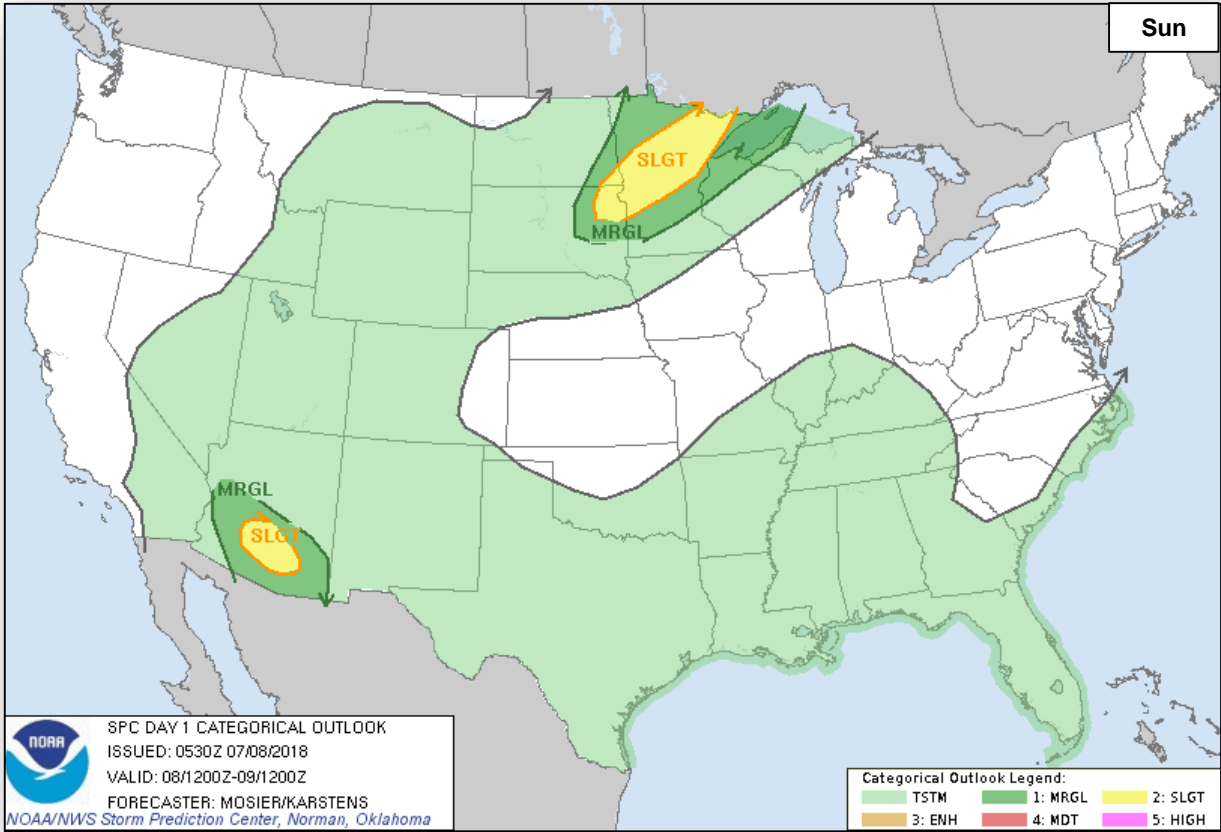
National Weather Forecast



Severe Weather Outlook



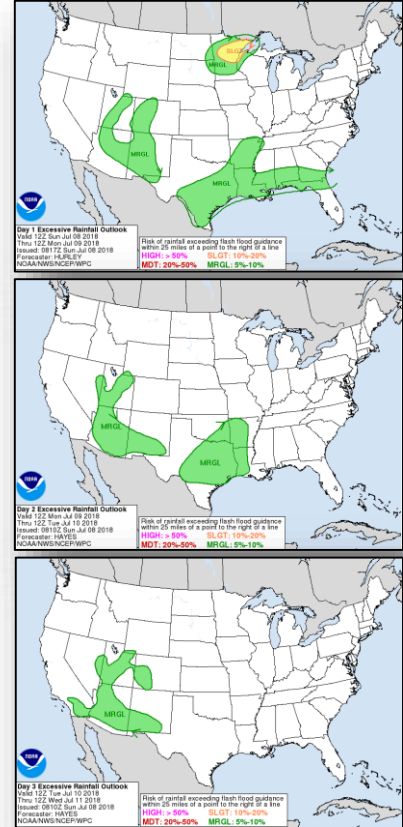
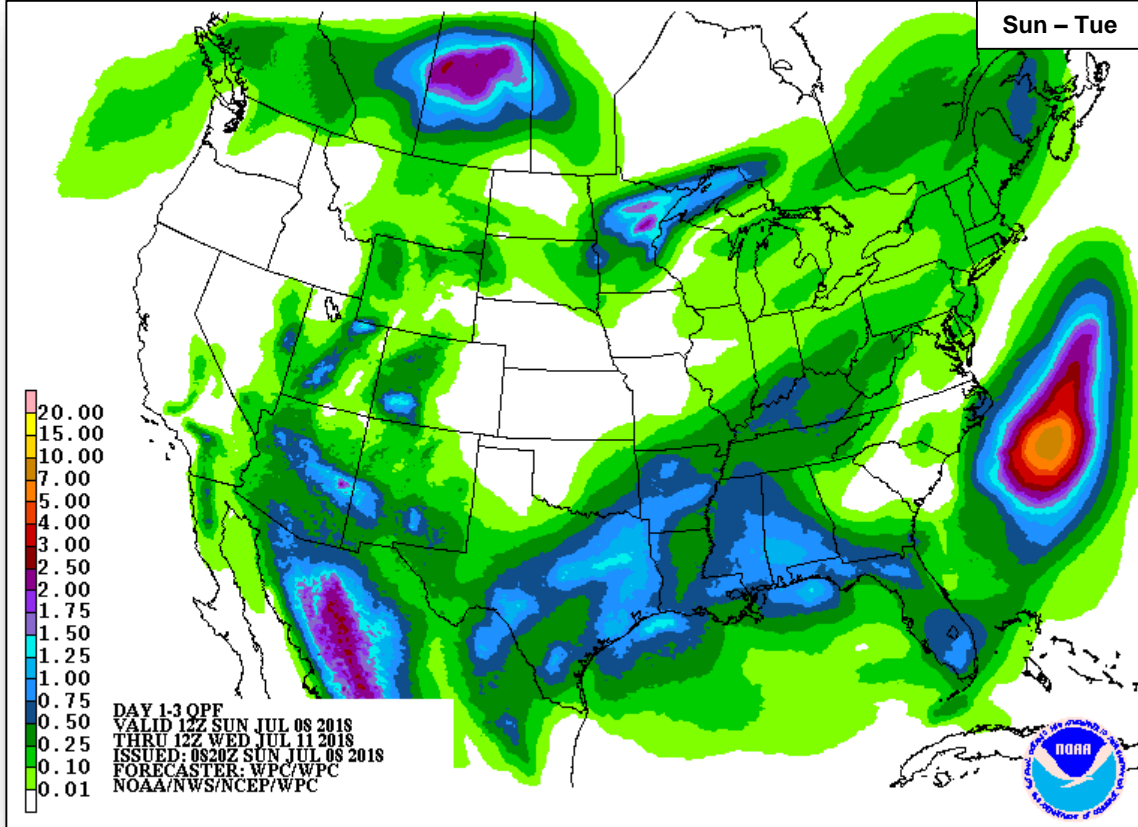
FEMA



Precipitation / Excessive Rainfall Forecast



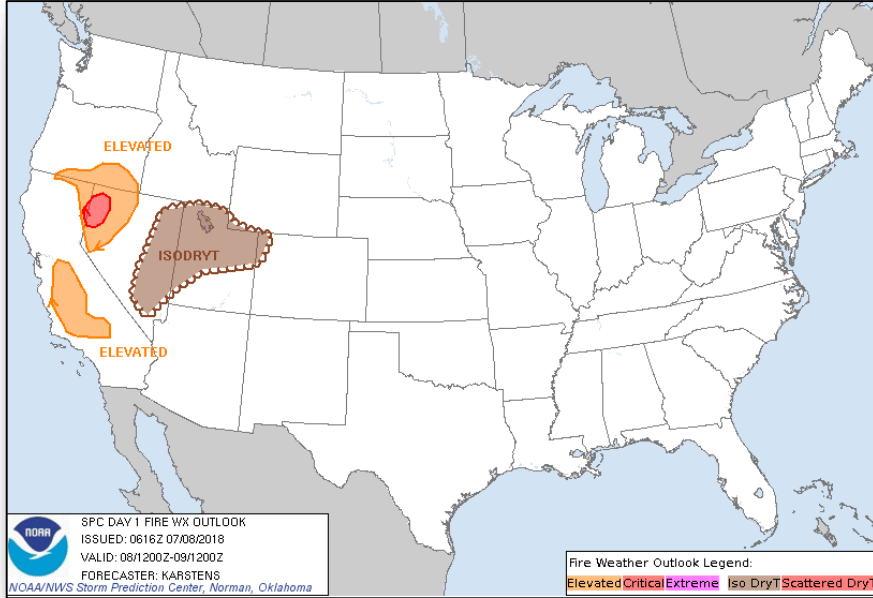
FEMA



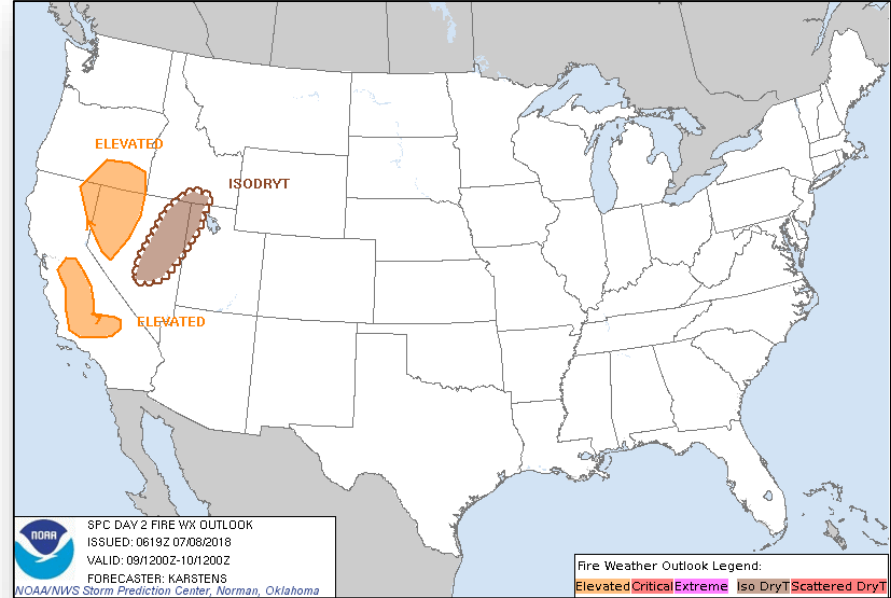
Fire Weather Outlook



FEMA



Sunday

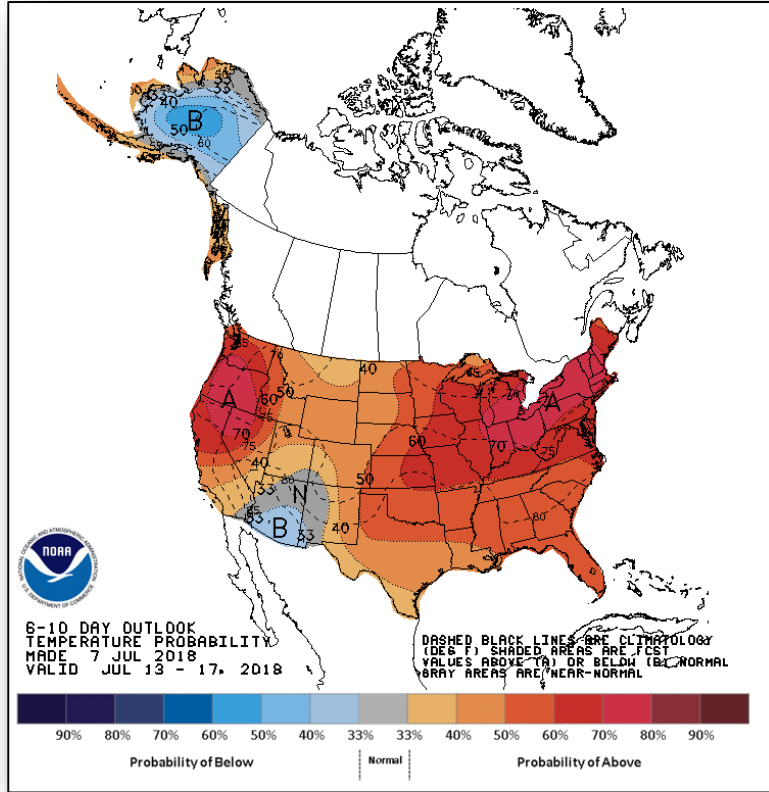


Monday

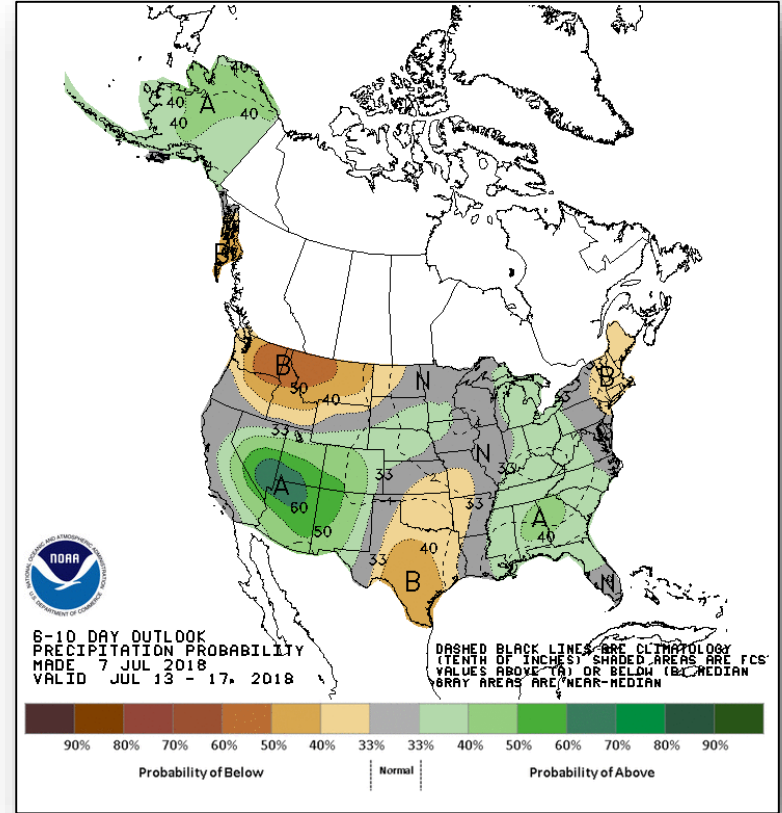
Long Range Outlooks – July 11-15



FEMA



Temperature Probability



Precipitation Probability



Space Weather



FEMA

	Space Weather Activity	Geomagnetic Storms	Solar Radiation	Radio Blackouts
Past 24 Hours	None	None	None	None
Next 24 Hours	None	None	None	None

For further information on NOAA Space Weather Scales refer to: <http://www.swpc.noaa.gov/noaa-scales-explanation>



Joint Preliminary Damage Assessments



FEMA

Region	State / Location	Event	IA / PA	Number of Counties		Start – End
				Requested	Completed	
I	CT	Tornadoes and Severe Storms May 15, 2018	IA	3	3	6/11 – 6/15
			PA	3	2	6/11 – TBD

Disaster Requests and Declarations



FEMA

Declaration Requests in Process					Requests APPROVED (since last report)	Requests DENIED (since last report)
10	IA	PA	HM	Date Requested	1	0
MA – DR Severe Winter Storm and Snowstorm		X	X	June 12, 2018		
Federated States of Micronesia (FSM) – Flooding <i>*Request made pursuant to the Compacts of Free Association, not under Stafford Act.</i>				June 13, 2018		
SD – DR Severe Storms and Flooding		X	X	June 14, 2018		
MT – DR Flooding		X	X	June 18, 2018		
VT – DR Severe Storm and Flooding		X	X	June 21, 2018		
PA – DR Severe Storms, Flooding, and Landslides		X	X	June 22, 2018		
LA – DR Severe Storms, Tornadoes, and Straight-line Winds (Appeal)	X		X	June 22, 2018		
TX – DR Severe Storms and Flooding	X		X	June 26, 2018	Declared July 6, 2018	
WV – DR Severe Winter Storms, Flooding, Landslides, and Mudslides		X	X	June 28, 2018		
LA – DR Flooding		X	X	June 29, 2018		
AK – DR Flooding		X	X	June 28, 2018		

Readiness – Deployable Teams and Assets



FEMA

Resource	Force Strength	Available	Deployed	Other	Cadres with 25% or Less Availability
IM Workforce	11,602 Ⓝ	4,134 ▼ 36%	4,013 ▲	3,407	EHP 8% (29/380); FM 25% (48/269); HM 25% (235/948); OPS 25% (64/253); PA 15% (281/1,822); SAF 6% (3/53); SEC 20% (21/104)
National IMATs* (3 Teams)	East 1: East 2: West:	B-48 Charlie B-2	<div data-bbox="608 267 859 365"> <p>4351-DR-AK 4369-DR-AK VJFO: Anchorage, AK FCO: Thomas J. Dargan</p> </div> <div data-bbox="1033 267 1188 343"> <p>4319-DR-KS – Closing Jul 13 4347-DR-KS 4375-DR-NE FCO: C. Johnson-Cage VJFO: Kansas City, MO</p> </div> <div data-bbox="1207 267 1362 343"> <p>4343-DR-WI FCO: Janet M. Odeshoo 4360-DR-OH FCO: Steven W. Johnson VJFO: Chicago, IL</p> </div> <div data-bbox="1381 267 1516 322"> <p>4363-DR-IN JFO: Indianapolis, IN FCO: David G. Samaniego</p> </div> <div data-bbox="1535 267 1671 322"> <p>4359-DR-WV JFO: Charleston, WV FCO: Steven S. Ward</p> </div> <div data-bbox="1767 267 1883 387"> <p>Field Offices ★ JFOs: 15 DRs: 35 EMs: 1 Deployed Teams (Location)</p> </div>		
(Regional IMATs) (>6 Teams)	Assigned: Available: PMC / NMC: Deployed:	13 7 (-1) 3 3 (+1)	<div data-bbox="879 267 1883 1026"> </div>		
US&R (≥ 66%)	Assigned: Available: PMC / NMC: Deployed:	28 28 0 0	<div data-bbox="608 726 859 791"> <p>4365-DR-HI JFO: Honolulu, HI FCO: Dolph A. Diemont</p> </div> <div data-bbox="608 857 859 944"> <p>4366-DR-HI JFO: Honolulu, HI FCO: Willie G. Nunn R-IX IMAT-1 (JFO) MERS: Bothell</p> </div> <div data-bbox="1130 857 1265 922"> <p>4377-DR-TX JFO: TBD FCO: Jerry S. Thomas R-IV IMAT (Austin, TX)</p> </div> <div data-bbox="1284 857 1420 922"> <p>4373-DR-OK VJFO: Denton, TX FCO: Traci L. Brasher</p> </div> <div data-bbox="1439 824 1574 900"> <p>4337-DR-FL 4341-DR-STOF 3395-EM-FL JFO: Orlando, FL FCO: Allan L. Jarvis</p> </div> <div data-bbox="1323 911 1497 1010"> <p>4336-DR-PR 4339-DR-PR JFO: Guaynabo, PR FCO: Michael F. Byrne MERS: Bothell, Denton, Denver, Frederick, Maynard, Thomasville</p> </div> <div data-bbox="1593 911 1883 999"> <p>4335-DR-USVI 4340-DR-USVI JFO: St. Croix, USVI FCO: William L. Vogel R-II IMAT (TC Berry)</p> </div>		
MERS (≥ 66%)	Assigned: Available: PMC / NMC: Deployed:	36 35 0 1	<div data-bbox="1709 387 1883 540"> <p>4354-DR-ME* 4355-DR-NH* 4356-DR-VT 4367-DR-ME 4370-DR-NH 4371-DR-NH 4372-DR-MA FCO: James N. Russo JFO: Manchester, NH *R-I IMAT (JFO)</p> </div> <div data-bbox="1709 551 1883 606"> <p>4368-DR-NJ JFO: Colts Neck, NJ FCO: Lai Sun Yee</p> </div> <div data-bbox="1709 616 1883 671"> <p>4374-DR-MD 4376-DR-MD JFO: TBD FCO: Emily Breslin</p> </div> <div data-bbox="1709 682 1883 791"> <p>4346-DR-SC FCO: Robert D. Samaan 4350-DR-MS 4358-DR-KY 4361-DR-KY FCO: Manny J. Toro VJFO: Atlanta, GA (R-IV HQ)</p> </div> <div data-bbox="1709 802 1883 857"> <p>4338-DR-GA JFO: Atlanta, GA (DC Atlanta) FCO: Thomas J. McCool</p> </div> <div data-bbox="1709 868 1883 922"> <p>4362-DR-AL JFO: Anniston, AL FCO: Thomas J. McCool</p> </div>		
FCO (≤ 1 Type I)	Assigned: Available: PMC / NMC: Deployed:	33 9 (-3) 1 23 (+3)	<div data-bbox="608 988 859 1021"> <p>As of 3:00 a.m. EDT July 8, 2018</p> </div>		
FDRC (≥ 3)	Assigned: Available: PMC / NMC: Deployed:	14 3 (-2) 2 9 (+2)			

* **B-2 Status:** Assemble ≤ 2-hrs, On Site ≤ 18-hrs; **B-48 Status:** Assemble and deploy ≤ 48hrs; **Charlie Status:** No team assemble time requirement

FEMA Readiness – Activation Teams



FEMA

Status		Activated Team	Activation Level	Activation Times	Reason / Comments
NWC (5 Teams)	Steady State				
NRCC (2 Teams)	Available				
HLT (1 Team)	Activated				
RWC / MOCs (10 Regions)	Activated	Region II	Enhanced Watch	8:00 am -8:00 pm EDT	Tropical Storm Beryl
RRCCs (10 Regions)	Available				

Backup Regions: VI, VIII, and IV



FEMA

FEMA's mission is helping people before, during, and after disasters.