



FEMA

Daily Operations Briefing

Tuesday, June 19, 2018

8:30 a.m. EDT

Significant Activity – June 18-19



FEMA

Significant Events: None

Tropical Activity:

- Atlantic – Tropical cyclone activity not expected in the next 48 hours
- Eastern Pacific – Tropical cyclone activity not expected in the next 48 hours
- Central Pacific – Tropical cyclone activity not expected in the next 48 hours
- Western Pacific – No activity threatening U.S. interests

Significant Weather:

- Severe thunderstorms possible – Central Plains
- Flash flooding possible – Southern Plains; Northern/Central Plains to Mid-Atlantic
- Space Weather – Past 24 hours: none occurred; next 24 hours: none expected

Earthquake Activity: No significant activity

Declaration Activity:

- Major Disaster Declaration Request – Montana

Flooding – Western Great Lakes - FINAL



FEMA

Current Situation

Heavy rainfall over the weekend brought widespread flash flooding to parts of northwestern Wisconsin and western Upper Michigan. No severe weather or significant additional precipitation is expected across the impacted areas through Thursday.

Impacts

- **Injuries / Fatalities:** 1 in WI / 3 (2 in WI, 1 in MI)
- **Evacuations:** 2 apartment complexes and 80-90 homes in Houghton County, MI; campers evacuated from Amnicon and Copper Falls State Parks in WI
- **Shelters:** 1 open / 4 occupants (ARC shelter count 7:00 a.m.)
- **Damage:** Numerous homes/businesses damaged or destroyed
- **Power:** Approximately 17k without power (14.8k MI, 2.6k WI)*
- **Transportation:** Numerous local, county and state roads and bridges washed out
- **Several local dams compromised in WI**

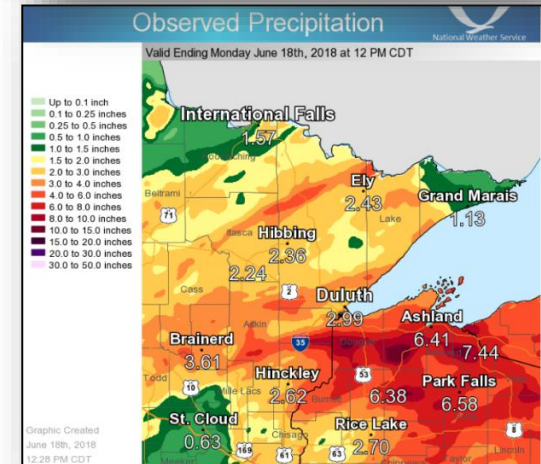
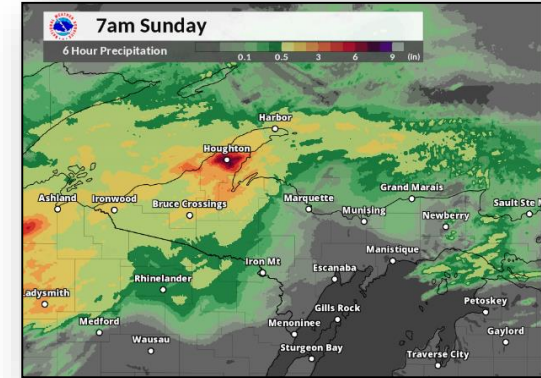
State / Local Response

- MI EOC at Full Activation; Governor declared a state of emergency for 2 counties
- WI EOC at Partial Activation; Governor declared a state of emergency for 5 counties

FEMA Response

- Region V RWC returned to Steady State but continues to monitor
- NWC continues to monitor
- No requests for FEMA assistance

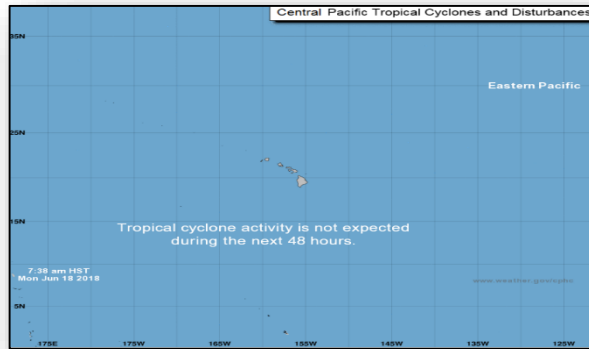
*As of 5:30 am EDT. Customer outage data is provided by the Department of Energy's EAGLE-I system. Comprehensive National coverage of all electrical service providers is not available.



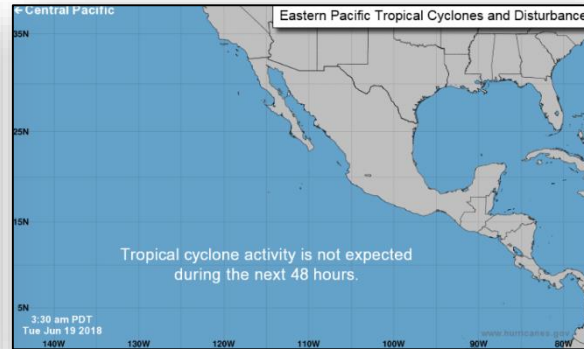
Tropical Outlook – 48-hour



FEMA



Central Pacific



Eastern Pacific

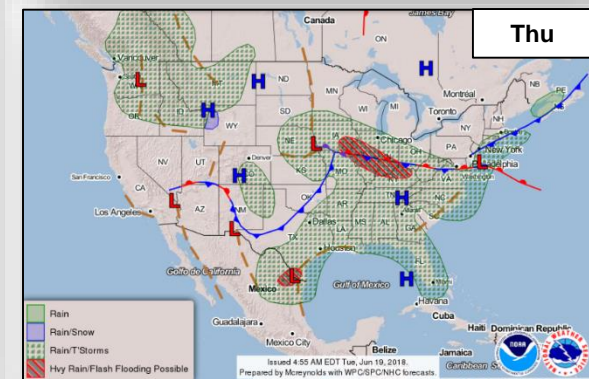
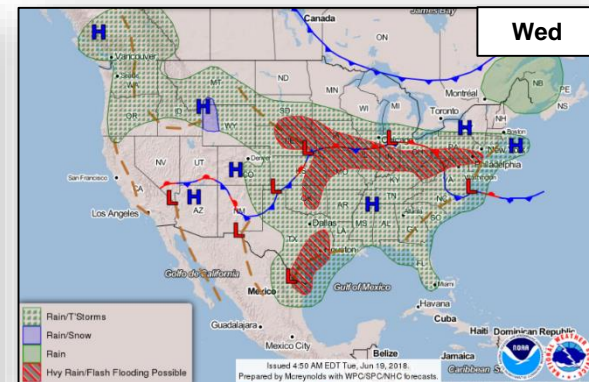
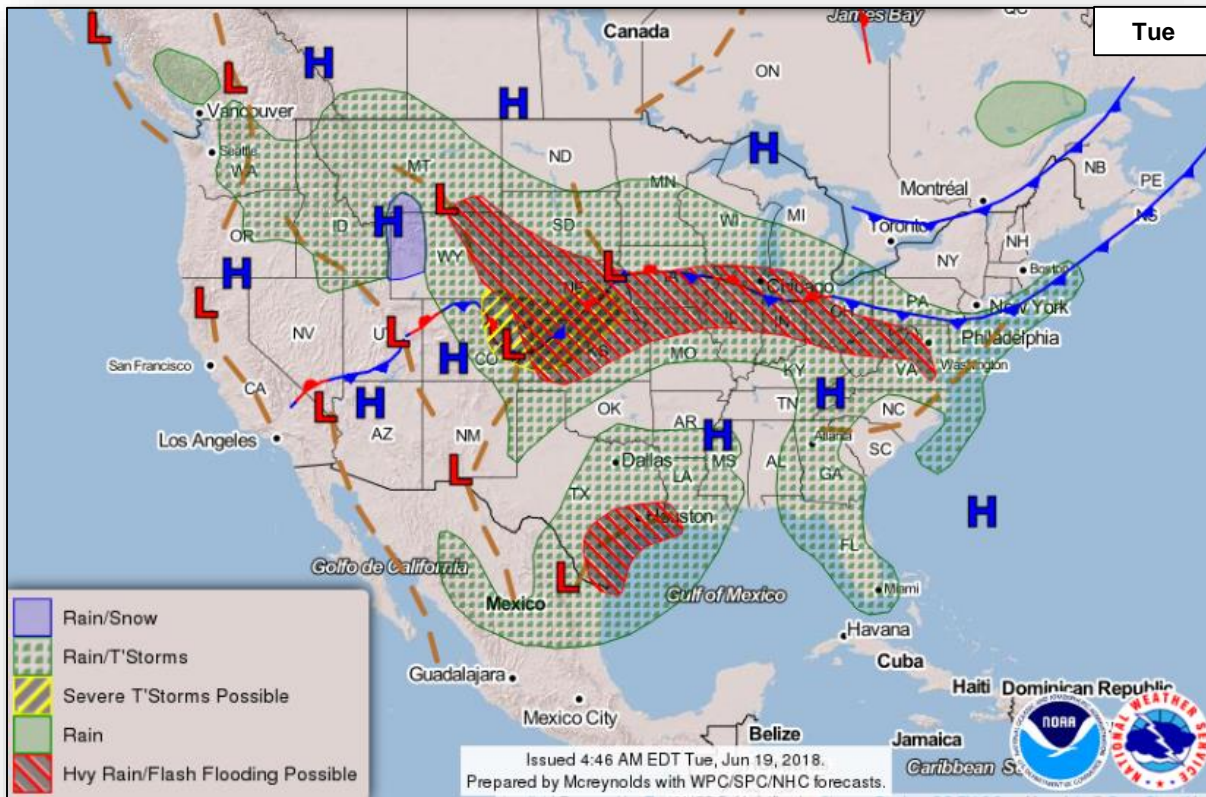


Atlantic

National Weather Forecast



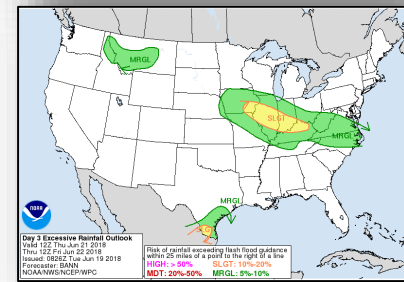
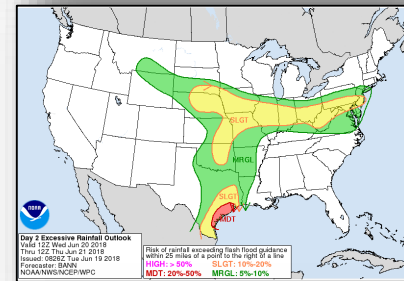
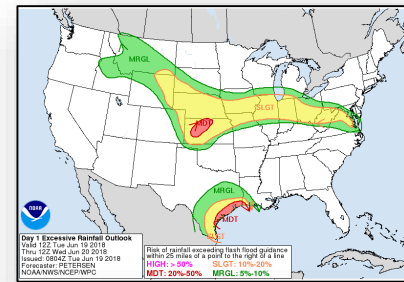
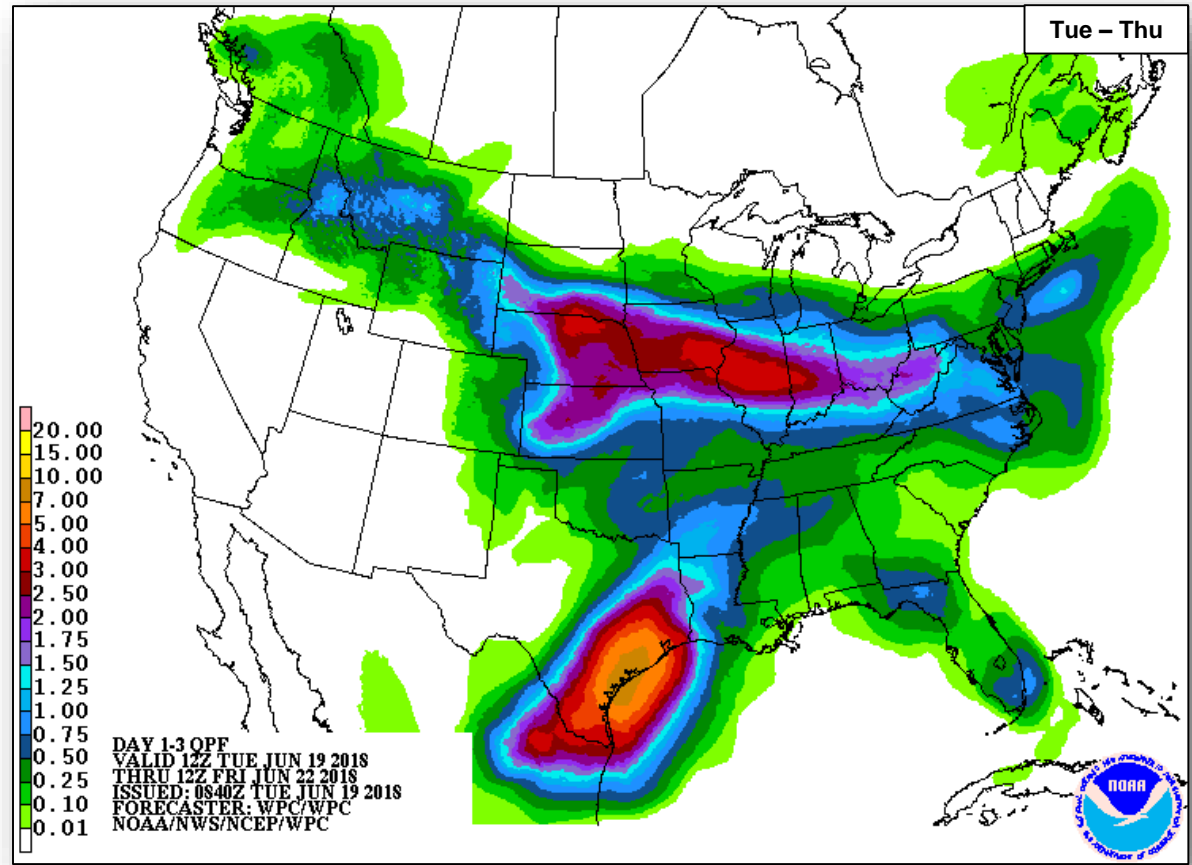
FEMA



Precipitation / Excessive Rainfall Forecast



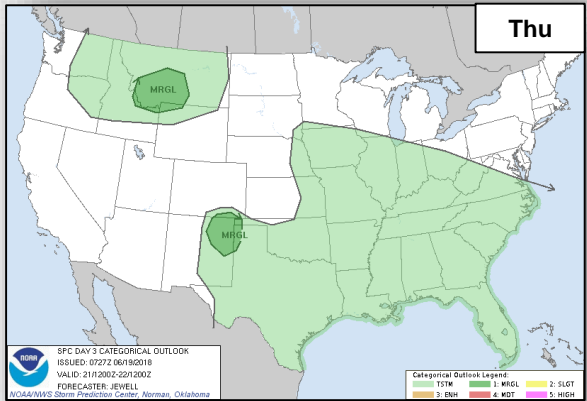
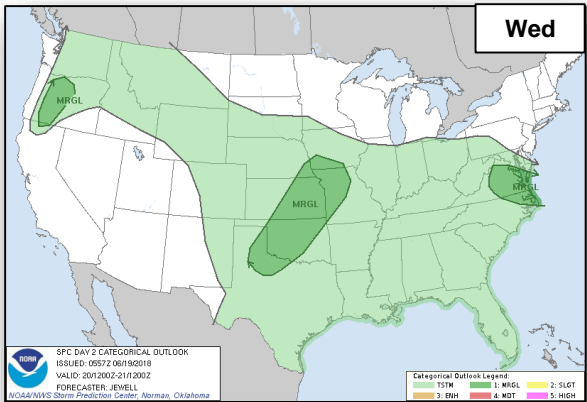
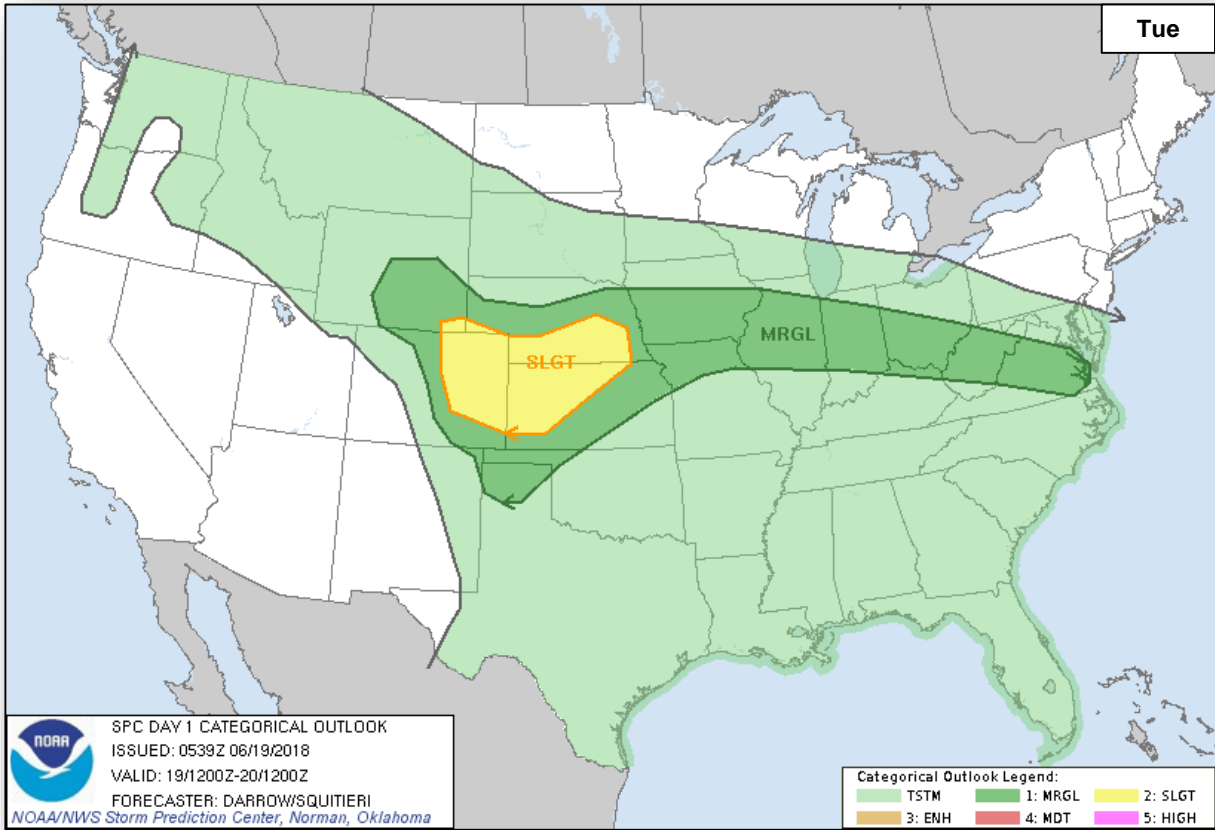
FEMA



Severe Weather Outlook



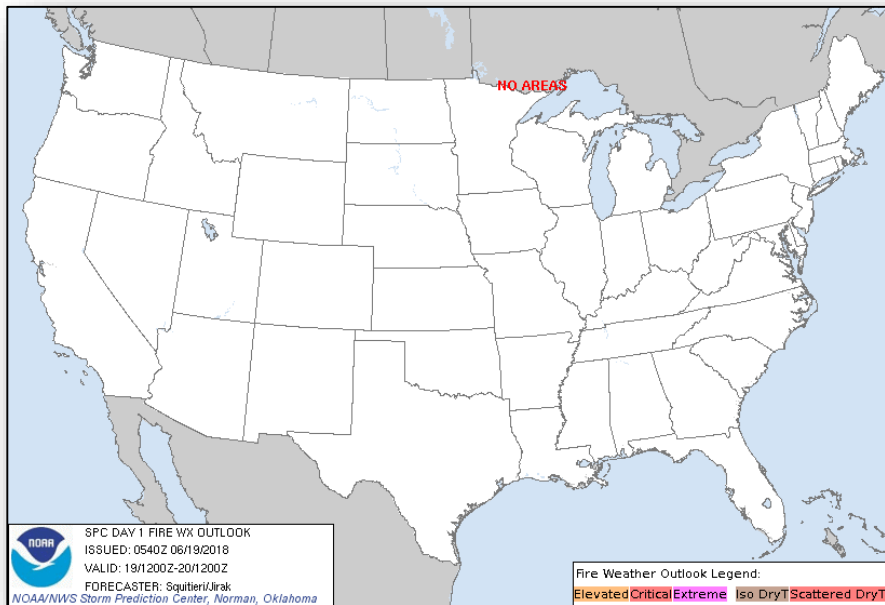
FEMA



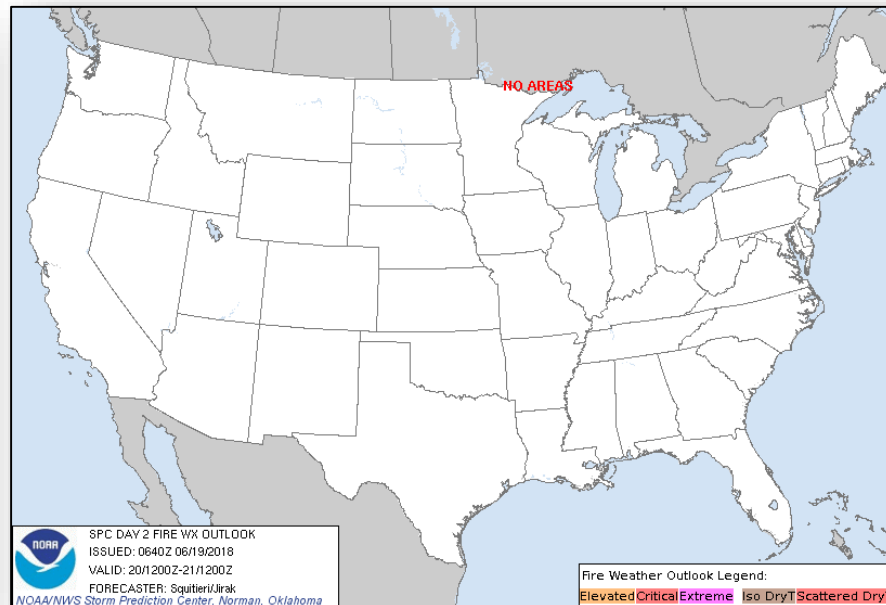
Fire Weather Outlook



FEMA



Tuesday

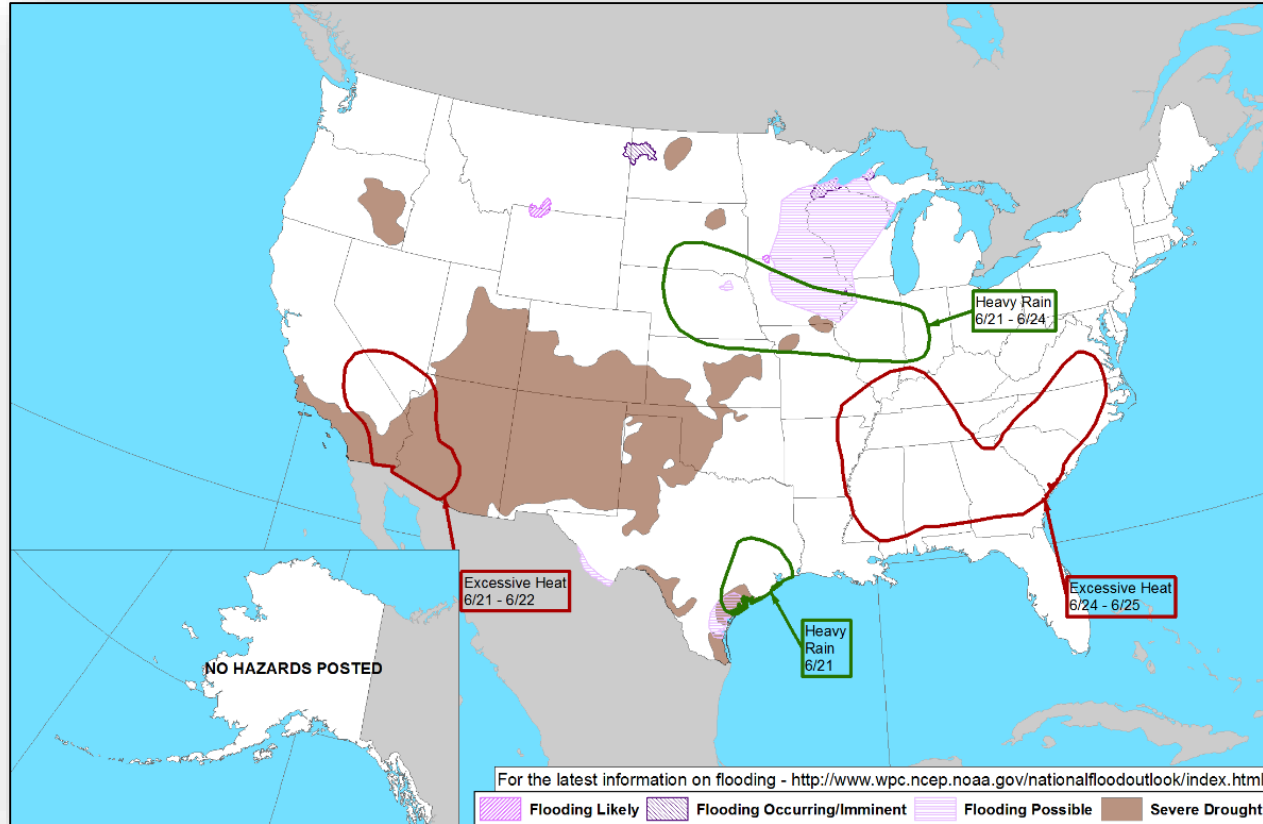


Wednesday

Hazards Outlook – June 21-25



FEMA



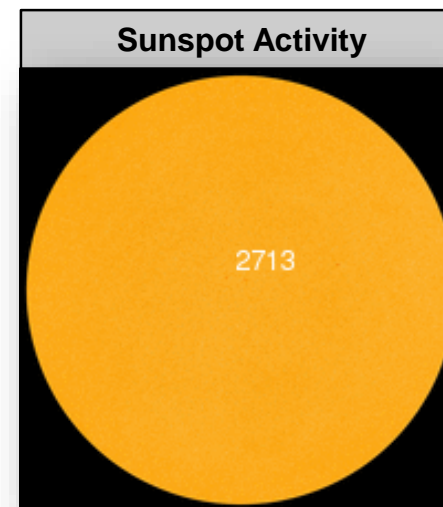

Space Weather



FEMA

	Space Weather Activity	Geomagnetic Storms	Solar Radiation	Radio Blackouts
Past 24 Hours	None	None	None	None
Next 24 Hours	None	None	None	None

For further information on NOAA Space Weather Scales refer to: <http://www.swpc.noaa.gov/noaa-scales-explanation>



Wildfire Summary



FEMA

Fire Name (County)	FMAG #	Acres Burned	Percent Contained	Evacuations (Residents)	Structures			Fatalities / Injuries
					Threatened	Damaged	Destroyed	
Nevada (1)								
Upper Colony (Lyon County)	5242-FM-NV Jun 17, 2018	1,202	20%	Mandatory (60)	92 (50 homes)	0	0	0 / 0

FMAG Requests and Declarations



FEMA

Action (since last report)	Total	FMAG No. and State
Requests DENIED	0	
Requests APPROVED	1	FEMA-5242-FM: Nevada

Approved FMAG Data

Fiscal Year	Current FYTD	MTD	Monthly Average*	Cumulative Acres Burned FYTD	Cumulative Denied FMAGs FYTD
2018	19	4	5.7	312,113	4
Fiscal Year	Total Previous FY	Yearly Average**		Total Acres Burned Previous Fiscal Year	Total Denied FMAGs Previous Fiscal Year
2017	60	37.7		870,016	16

* Reflects the three year average for current month

**Reflects three year total average

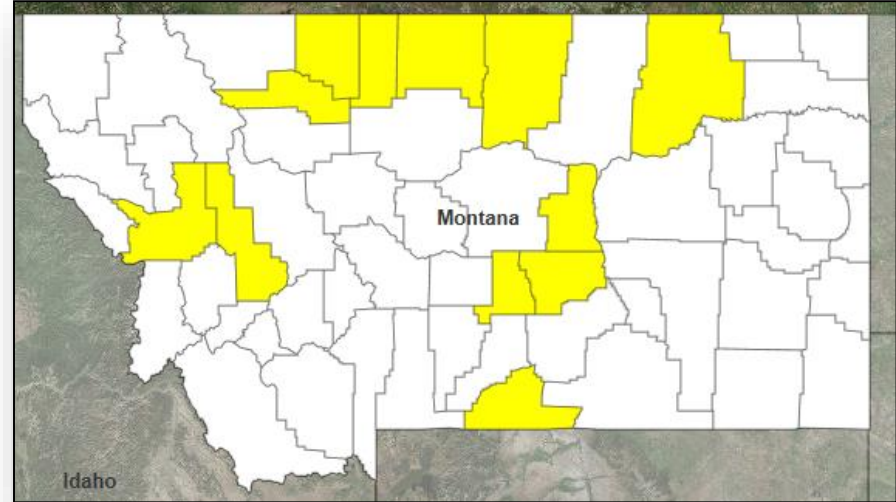
Declaration Request



FEMA

Montana

- On June 18, 2018 the Governor requested a Major Disaster Declaration for the State of Montana
- For flooding that occurred April 12 – June 15, 2018
- Requesting:
 - Public Assistance for 12 counties and 2 tribes
 - Hazard Mitigation statewide



■ PA

Disaster Requests and Declarations



FEMA

Declaration Requests in Process					Requests APPROVED (since last report)	Requests DENIED (since last report)
8	IA	PA	HM	Date Requested	0	0
MA – DR Severe Winter Storm		X	X	April 30, 2018		
NE – DR Severe Winter Storm and Straight-line Winds		X	X	May 16, 2018		
OK – DR Severe Storms and Wildfires	X	X	X	May 25, 2018		
MA – DR Severe Winter Storm and Snowstorm		X	X	June 12, 2018		
Federated States of Micronesia (FSM) – Flooding <i>*Request made pursuant to the Compacts of Free Association, not under Stafford Act.</i>				June 13, 2018		
MD – DR Severe Storms and Flooding		X	X	June 13, 2018		
SD – DR Severe Storms and Flooding		X	X	June 14, 2018		
MT – DR Flooding		X	X	June 18, 2018		

Joint Preliminary Damage Assessments



FEMA

Region	State / Location	Event	IA / PA	Number of Counties		Start – End
				Requested	Completed	
I	VT	Heavy Rain and Wind May 4-5, 2018	IA	0	0	N/A
			PA	7	6	5/17 – TBD
	CT	Tornadoes and Severe Storms May 15, 2018	IA	3	0	6/11 – TBD
			PA	3	0	6/11 – TBD
III	MD	Severe Weather May 27, 2018 and continuing	IA	0	0	N/A
			PA	3	2	5/31 – TBD
	WV	Severe Weather and Flooding May 28, 2018	IA	0	0	N/A
			PA	8	0	6/18 – TBD
VI	LA	Mississippi River Flooding March – May, 2018	IA	0	0	N/A
			PA	7	2	6/14 – TBD

Readiness – Deployable Teams and Assets



Resource	Force Strength	Available	Deployed	Other	Cadres with 25% or Less Availability
IM Workforce	11,651 ▲	3,930 ▼ 34%	4,321 ▲	3,400	EHP 9% (35/377); FL 25% (34/137); HM 23% (221/957); IT 24% (156/639); NDRS 25% (67/267); OPS 25% (62/251); PA 14% (250/1,829); SAF 11% (6/54); SEC 6% (6/102)
National IMATs* (1-2 Teams)	East 1: East 2: West:	Deployed Charlie B-2			
(Regional IMATs) (4-6 Teams)	Assigned: Available: PMC / NMC: Deployed:	13 5 3 (-2) 5 (+2)			
US&R (≥ 66%)	Assigned: Available: PMC / NMC: Deployed:	28 28 0 0			
MERS (≥ 66%)	Assigned: Available: PMC / NMC: Deployed:	36 35 0 1			
FCO (≤ 1 Type I)	Assigned: Available: PMC / NMC: Deployed:	33 8 (+1) 3 22 (-1)			
FDRC (≥ 3)	Assigned: Available: PMC / NMC: Deployed:	14 4 (-3) 1 (+1) 9 (+2)			
<p>Field Offices ★ JFOs: 16 DRs: 32 EMs: 2 Deployed Teams (Location)</p> <p>4354-DR-ME* 4355-DR-NH* 4356-DR-VT 4367-DR-ME 4370-DR-NH 4371-DR-NH JFO: James N. Russo JFO: Manchester, NH *R-IMAT (JFO)</p> <p>4368-DR-NJ JFO: Cotts Neck, NJ JFO: Lai Sun Yee</p> <p>4346-DR-SC JFO: Robert D. Samaan 4350-DR-MS 4358-DR-KY* 4361-DR-KY* JFO: Manny J. Toro JFO: Atlanta, GA (R-IV HQ) *R-IV IMAT-1 (R-IV HQ)</p> <p>4338-DR-GA JFO: Atlanta, GA (DC Atlanta) JFO: Thomas J. McCool</p> <p>4337-DR-FL 4341-DR-STOF 3395-EM-FL JFO: Orlando, FL JFO: Allan L. Jarvis</p> <p>4335-DR-USVI 4340-DR-USVI JFO: St. Croix, USVI JFO: William L. Vogel</p> <p>Hurricane Exercise R-2 IMAT & R-V-IMAT (Guaynabo)</p> <p>4365-DR-HI JFO: Honolulu, HI FCO: Dolph A. Diemont</p> <p>4366-DR-HI JFO: Honolulu, HI FCO: Willie G. Nunn</p> <p>N-IMAT E1 (HI EOC CDA) N-IMAT E2 (Partial) R-IX IMAT-1 (JFO) MERS: Bothell</p> <p>As of 3:00 a.m. EDT June 19, 2018</p>					

* **B-2 Status:** Assemble ≤ 2-hrs, On Site ≤ 18-hrs; **B-48 Status:** Assemble and deploy ≤ 48hrs; **Charlie Status:** No team assemble time requirement

FEMA Readiness – Activation Teams



FEMA

Status		Activated Team	Activation Level	Activation Times	Reason / Comments
NWC (5 Teams)	Steady State				
NRCC (2 Teams)	Available	Gold Team	Level I	8:00 a.m. - 4:00 p.m. EDT	Hurricane Exercise
HLT (1 Team)	Activated				
RWC / MOCs (10 Regions)	Activated	Region II	I	24/7	Hurricane Exercise
RRCCs (10 Regions)	Available				

Backup Regions: VII, V, and VIII

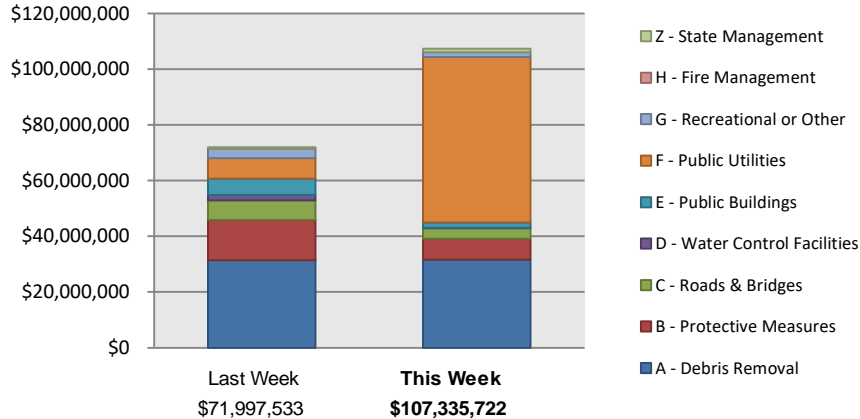
Public Assistance Grant Program



FEMA

PA Project Worksheets Obligated in past week, as of 06/18/18 at 1500 EDT										
PA Category	Emergency Work		Permanent Work				H - Fire Management	Z - State Management	Total	
	A - Debris Removal	B - Protective Measures	C - Roads & Bridges	D - Water Control Facilities	E - Public Buildings	F - Public Utilities				G - Recreational or Other
Number Of PWs Obligated	93	129	55	9	41	25	26	0	106	484
Federal Share Obligated	\$31,698,006.82	\$7,377,082.40	\$3,811,846.13	\$87,896.14	\$2,022,845.33	\$59,290,293.77	\$1,731,300.95	\$0.00	\$1,316,450.57	\$107,335,722.11

Public Assistance Obligated per Category In the Past 2 Weeks – 06/04/2018 through 6/18/2018



This weeks PA Highlights

- **4340-USVI - \$56 million was obligated for Category F – Public Utilities.**
- **4339-PR - \$20 million was obligated for Category A – Debris Removal.**

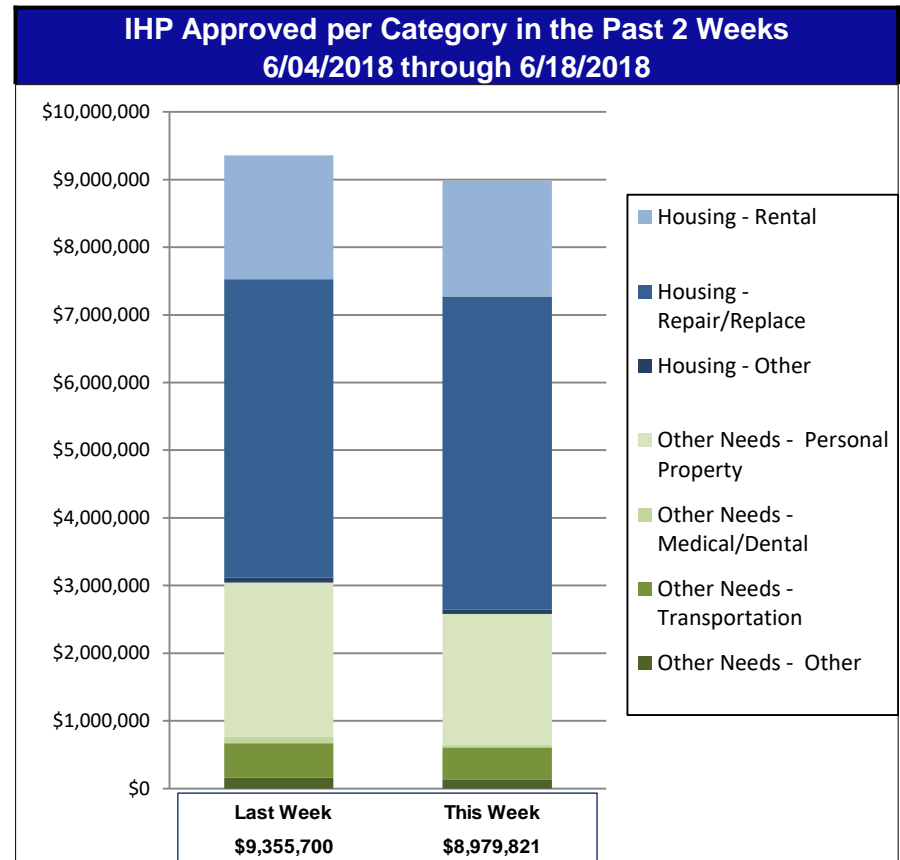
Individual Assistance Activity



FEMA

Individuals and Households Program Activity As Of: 6/18/18					
	In Past 7 Days		Cumulative		
	Applicants Approved	Amount Approved	Applicants Approved	Amount Approved	
Open Registration Period	4336-PR Declared 09-10-2017 End Of Reg Period 06-18-2018				
	Housing Assistance	5	\$81,372.56	1,016	\$6,665,208.84
	Other Needs Assistance	1	\$2,304.38	1,020	\$1,649,715.55
	Total IHP	\$83,676.94		\$8,314,924.39	
	Average IHP			\$5,521	
	Total Max Grants			152	
	4339-PR Declared 09-20-2017 End Of Reg Period 06-18-2018				
	Housing Assistance	1,256	\$3,708,641.35	213,990	\$655,999,246.12
	Other Needs Assistance	1,513	\$1,916,587.39	381,188	\$523,602,958.91
	Total IHP	\$5,625,228.74		\$1,179,602,205.03	
	Average IHP			\$2,574	
	Total Max Grants			3273	
	4362-AL Declared 04-26-2018 End Of Reg Period 06-25-2018				
	Housing Assistance	7	\$8,260.60	222	\$502,192.39
	Other Needs Assistance	3	\$1,043.39	100	\$174,297.80
	Total IHP	\$9,303.99		\$676,490.19	
	Average IHP			\$2,761	
	Total Max Grants			3	
	4363-IN Declared 05-04-2018 End Of Reg Period 07-05-2018				
Housing Assistance	102	\$324,478.22	863	\$2,802,505.99	
Other Needs Assistance	30	\$33,450.37	286	\$346,745.27	
Total IHP	\$357,928.59		\$3,149,251.26		
Average IHP			\$3,237		
Total Max Grants			1		
4364-NC Declared 05-08-2018 End Of Reg Period 07-09-2018					
Housing Assistance	4	\$7,100.21	133	\$327,329.34	
Other Needs Assistance	11	\$5,954.71	138	\$263,942.88	
Total IHP	\$13,054.92		\$591,272.22		
Average IHP			\$2,942		
Total Max Grants			0		
Other IHP Active	10 Declarations IHP Programmatically Open - Closed Registration *				
	Housing Assistance	520	\$2,271,133.50		
	Other Needs Assistance	286	\$619,494.01		
	Total IHP	\$2,890,627.51			
	Total IHP Approved in Past Week	\$8,979,820.69			

Data for 4366-HI not yet available for reporting.





FEMA

FEMA's mission is helping people before, during, and after disasters.