



# FEMA

## Daily Operations Briefing

Wednesday, June 6, 2018

8:30 a.m. EDT

# Significant Activity – June 5-6



FEMA

**Significant Events:** 2018 Hurricane Briefing for Senior Government Officials

**Tropical Activity:**

- Atlantic – No tropical cyclones expected next 48 hours
- Eastern Pacific – Disturbance 1 (Low 20%); Tropical Storm Aletta (no threats to U.S. interests)
- Central Pacific – No tropical cyclones expected next 48 hours
- Western Pacific – No activity threatening U.S. interests

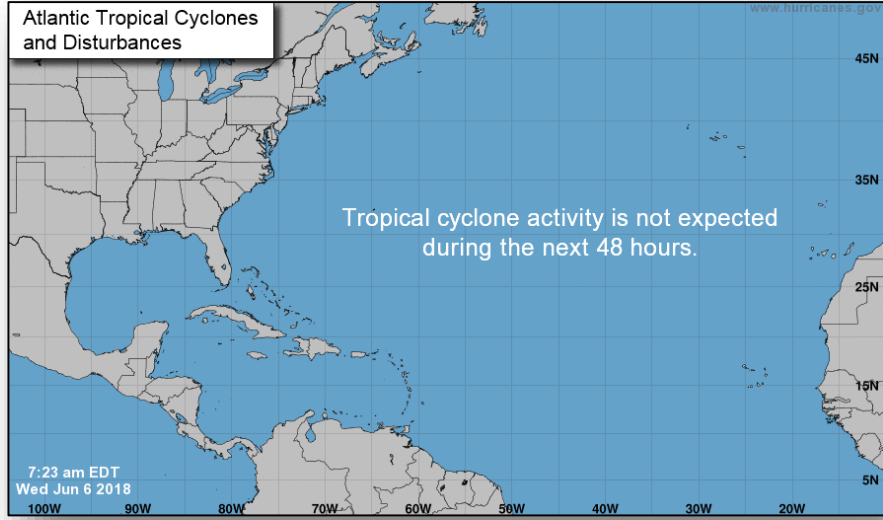
**Significant Weather:**

- Severe Thunderstorms – Northern Rockies, Central Plains, Upper and Middle Mississippi valleys
- Space Weather:
  - Past 24 hours: None observed
  - Next 24 hours: None predicted

**Earthquake Activity:** No significant activity

**Declaration Activity:** None

# Tropical Outlook – Atlantic



**48 Hour Outlook**



**5 Day Outlook**

# Tropical Outlook – Eastern Pacific

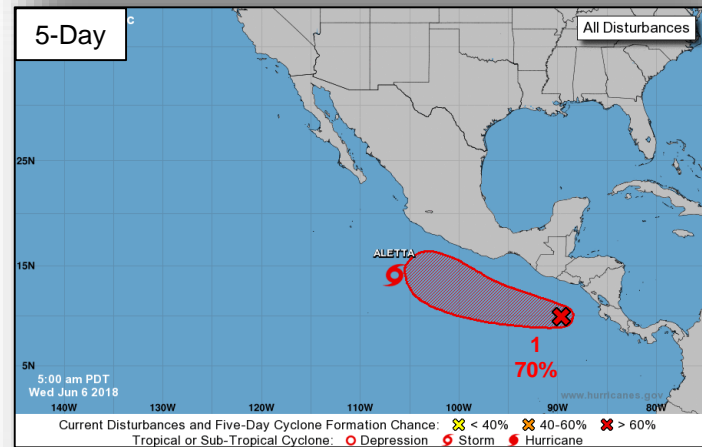
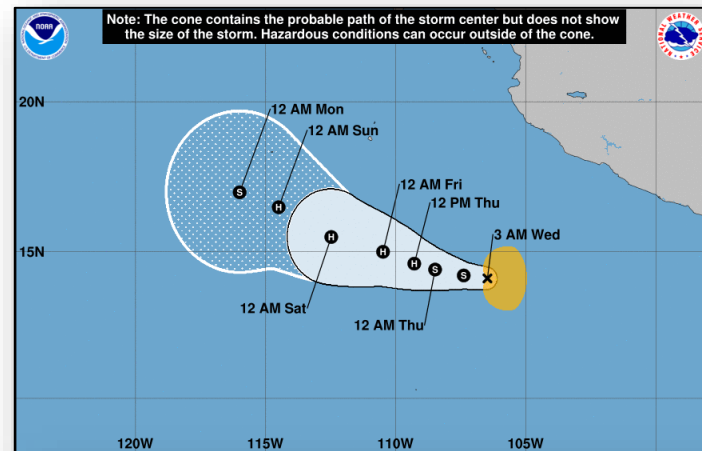


## Tropical Storm Aletta (Advisory #2 as of 5:00 a.m. EDT)

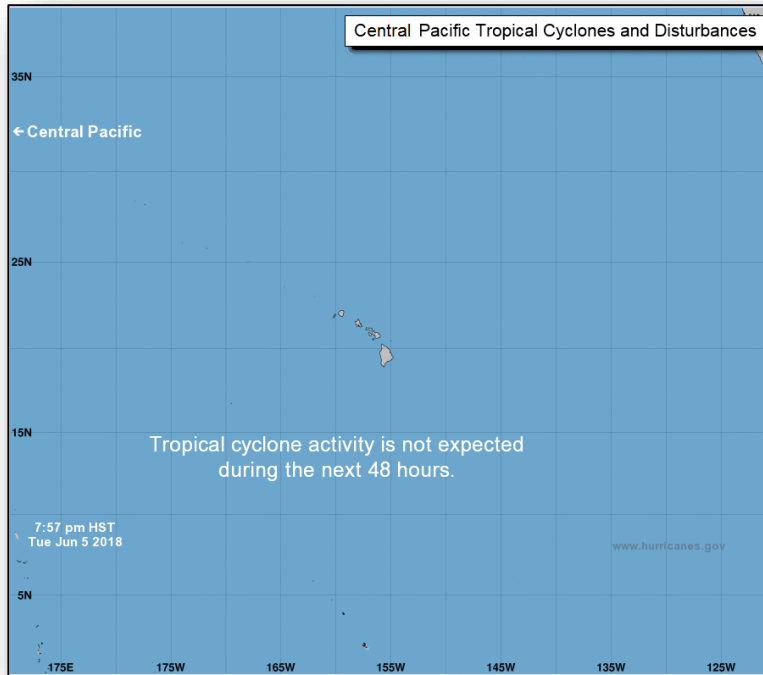
- Several hundred miles south of the Manzanillo, Mexico
- Moving W at 7 mph, max sustained wind 45 mph
- No threat to U.S. interests

## Disturbance 1 (as of 8:00 a.m. EDT)

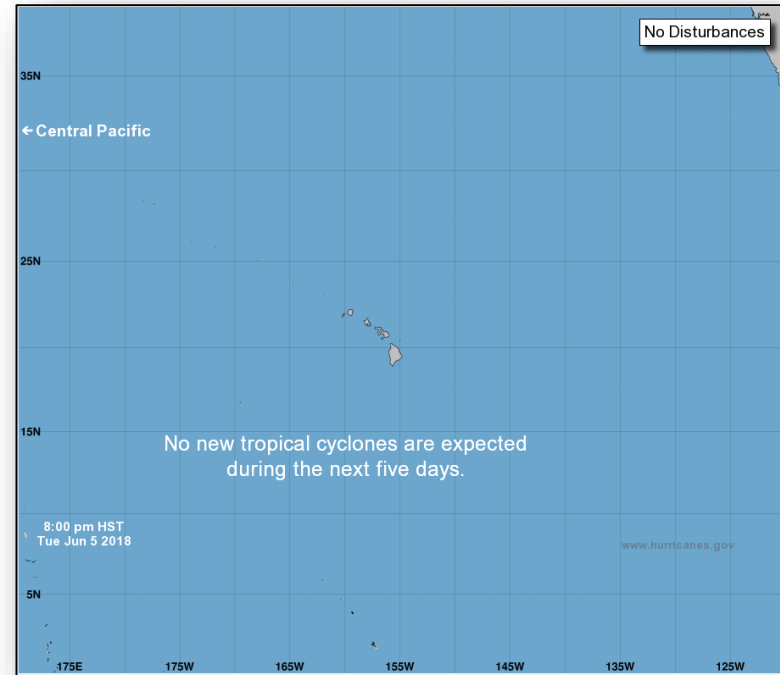
- A few hundred miles south Guatemala
- Formation chance:
  - Through 48 hours: LOW (20%)
  - Through 5 days: HIGH (70%)
- No threat to U.S. interests



# Tropical Outlook – Central Pacific



**48 Hour Outlook**

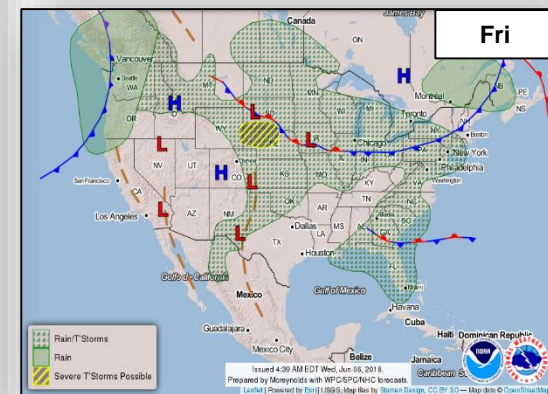
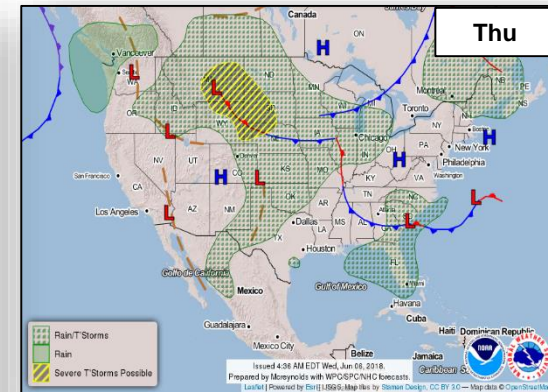
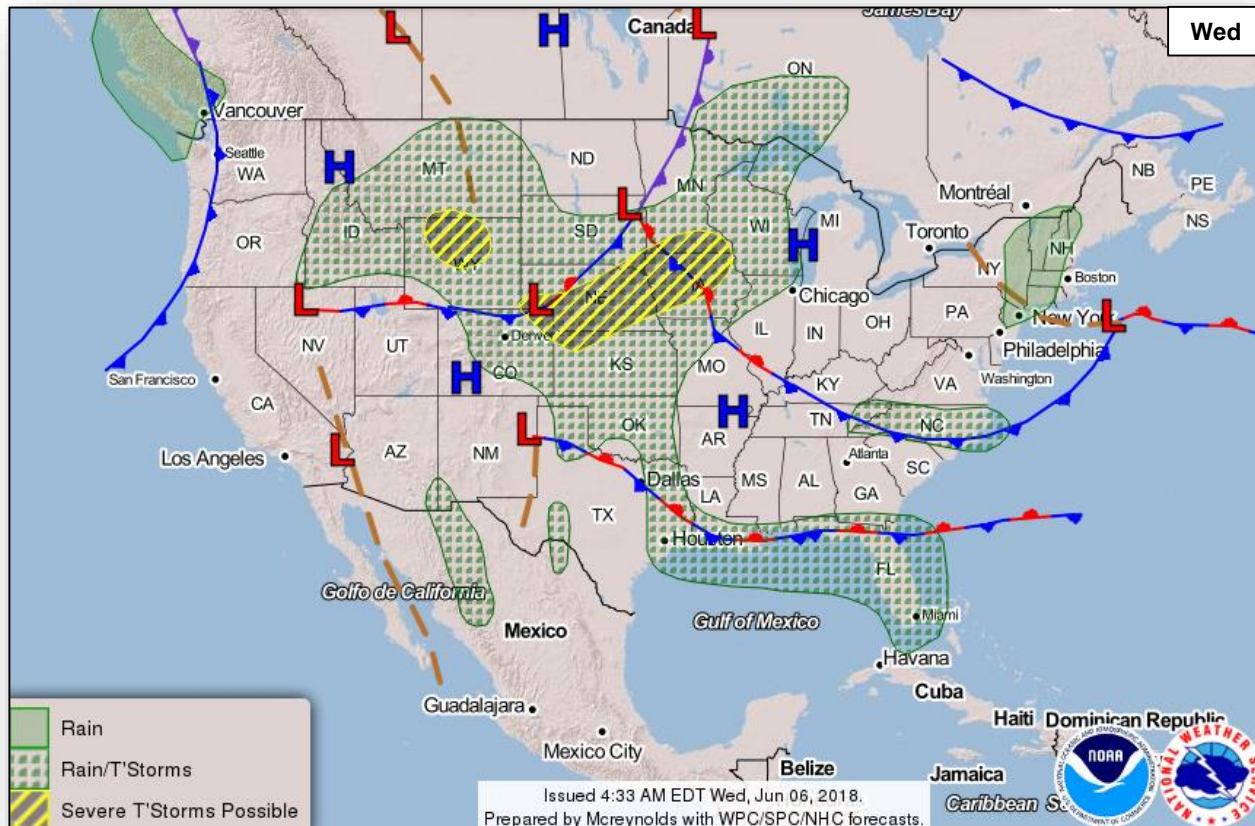


**5 Day Outlook**

# National Weather Forecast



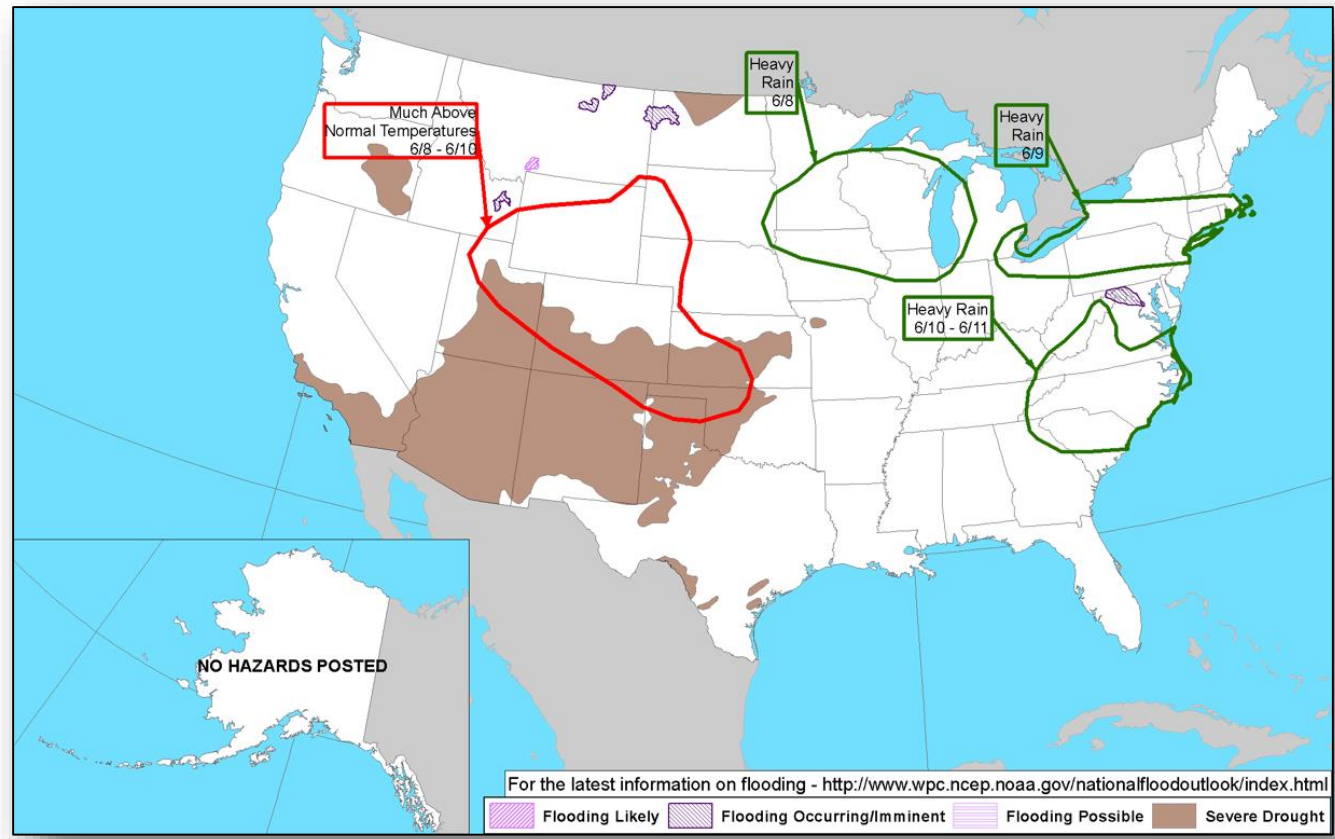
FEMA



# Hazards Outlook – June 8-12



FEMA



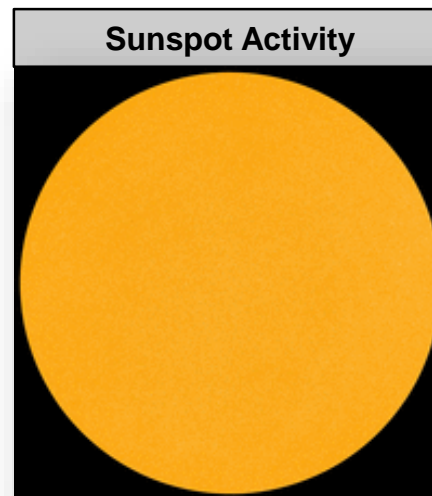

# Space Weather



FEMA

	Space Weather Activity	Geomagnetic Storms	Solar Radiation	Radio Blackouts
Past 24 Hours	None	None	None	None
Next 24 Hours	None	None	None	None

For further information on NOAA Space Weather Scales refer to: <http://www.swpc.noaa.gov/noaa-scales-explanation>





# Wildfire Summary



FEMA

Fire Name (County)	FMAG #	Acres Burned	Percent Contained	Evacuations (Residents)	Structures			Fatalities / Injuries
					Threatened	Damaged	Destroyed	
<b>New Mexico (1)</b>								
Ute Park (Colfax)	5239-FM-NM	36,800 (+136)	30% (+5%)	Mandatory (76)	303 (219 homes)	0	14	0 / 0
<b>Colorado (1)</b>								
416 (La Plata)		2,933	10%	Mandatory (1,500)	800 homes	0	0	0 / 0

# Joint Preliminary Damage Assessments



FEMA

Region	State / Location	Event	IA / PA	Number of Counties		Start – End
				Requested	Completed	
I	VT	Heavy Rain and Wind May 4-5, 2018	IA	0	0	N/A
			PA	7	4	5/17 – TBD
	ME	Severe Storm and Flooding May 1-7, 2018	IA	0	0	N/A
			PA	1	0	5/22 – TBD
III	MD	Severe Weather May 27, 2018 and continuing	IA	0	0	N/A
			PA	3	2	5/31 – TBD
IV	NC	Sub-Tropical Storm Alberto May 26, 2018	IA	0	0	N/A
			PA	16 (+10) 1 tribe*	0	6/5 – TBD
VIII	MT	Snowpack Melt Flooding April 12, 2018 and continuing	IA	0	0	N/A
			PA	12	0	6/11 – TBD
	SD	Severe Thunderstorms and Flooding May 17-18, 2018	IA	0	0	N/A
			PA	3	0	6/11 – TBD

\*Eastern Band of Cherokee Indians

# Disaster Requests and Declarations



FEMA

Declaration Requests in Process					Requests APPROVED (since last report)	Requests DENIED (since last report)
7	IA	PA	HM	Date Requested	0	0
AK – DR Severe Storm		X	X	January 25, 2018		
NH – DR Severe Storms and Flooding		X	X	April 5, 2018		
MA – DR Severe Winter Storm		X	X	April 30, 2018		
NJ – DR Severe Winter Storm and Snowstorm		X	X	May 7, 2018		
NH – DR Severe Storms and Snowstorms		X	X	May 10, 2018		
NE – DR Severe Winter Storm and Straight-line Winds		X	X	May 16, 2018		
OK – DR Severe Storms and Wildfires	X	X	X	May 25, 2018		

# Disaster Amendments



FEMA

Amendment	Date Issued	Action
Amendment No. 1 to FEMA-4363-DR-IN	June 5, 2018	Adds 13 counties for Individual Assistance
Amendment No. 2 to FEMA-4363-DR-IN	June 5, 2018	Adds 1 county for Public Assistance

# Readiness – Deployable Teams and Assets



FEMA

Resource	Force Strength	Available	Deployed	Other	Cadres with 25% or Less Availability
<b>IM Workforce</b>	11,633 ▼	3,821 ▼ 33%	4,343 ▲	3,469	EHP 7% (26/365); HM 21% (202/965); NDRS 25% (65/263); OCC 14% (13/91); PA 12% (225/1,841); SAF 15% (8/54); SEC 2% (2/100)
<b>National IMATs*</b> (1-2 Teams)	East 1: East 2: West:	<b>Deployed</b> <b>Charlie</b> <b>B-2</b>			
<b>Regional IMATs</b> (4-6 Teams)	Assigned: Available: PMC / NMC: Deployed:	<b>13</b> <b>5</b> <b>2</b> <b>6</b>			
<b>US&amp;R</b> (≥ 66%)	Assigned: Available: PMC / NMC: Deployed:	<b>28</b> <b>28</b> <b>0</b> <b>0</b>			
<b>MERS</b> (≥ 66%)	Assigned: Available: PMC / NMC: Deployed:	<b>36</b> <b>34</b> <b>0</b> <b>2</b>			
<b>FCO</b> (≤ 1 Type I)	Assigned: Available: PMC / NMC: Deployed:	<b>33</b> <b>9</b> <b>2</b> <b>22</b>			
<b>FDRC</b> (≥ 3)	Assigned: Available: PMC / NMC: Deployed:	<b>14</b> <b>7</b> <b>0</b> <b>7</b>			

As of 3:00 a.m. EDT June 6, 2018

\* **B-2 Status:** Assemble ≤ 2-hrs, On Site ≤ 18-hrs; **B-48 Status:** Assemble and deploy ≤ 48hrs; **Charlie Status:** No team assemble time requirement

# FEMA Readiness – Activation Teams



Status		Activated Team	Activation Level	Activation Times	Reason / Comments
<b>NWC</b> (5 Teams)	Steady State				
<b>NRCC</b> (2 Teams)	Available				
<b>HLT</b> (1 Team)	Available	Hurricane Liaison Team	Activated	June 1 – November 30	2018 Hurricane Season
<b>RWC / MOCs</b> (10 Regions)	Steady State				
<b>RRCCs</b> (10 Regions)	Available				

**Backup Regions: VI, II, & VII**



# FEMA

**FEMA's mission is helping people before, during, and after disasters.**