



FEMA

Daily Operations Briefing

Monday, April 30, 2018

8:30 a.m. EDT

Significant Activity – April 27-30



FEMA

Significant Events: None

Tropical Activity: Western Pacific: no activity affecting U.S. interests

Significant Weather:

- Critical and elevated fire weather – Southwest to Upper Mississippi Valley; Mid-Atlantic
- Red Flag Warnings – portions of AZ, NM, CO, KS, IL, MD, DC, VA, WV, DE & NJ
- Slight chance for severe thunderstorms – Northern to Southern Plains
- Space Weather – Past 24 hours: none occurred; next 24 hours: none predicted

Earthquake Activity: No significant activity

Declaration Activity:

- Major Disaster Declaration request – Indiana
- FMAG approved – Tinder Fire, AZ

Tinder Fire – AZ



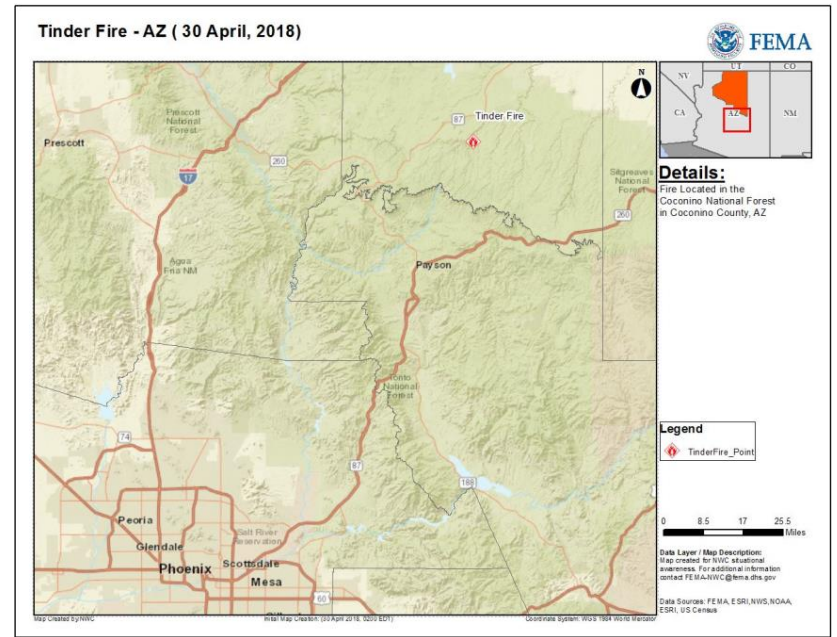
| Fire Name (County) | FMAG # / Approved | Acres burned | Percent Contained | Evacuations (Residents) | Structures | | | Fatalities / Injuries |
|-----------------------------|----------------------------|-----------------|----------------------|----------------------------|-------------|---------|-----------|-----------------------------|
| | | | | | Threatened | Damaged | Destroyed | |
| Tinder (Coconino County) | 5236-FM-AZ Apr 29 ,2018 | 6,358 | 0% | Mandatory | 1,000 homes | 0 | 0 | 0 / 0 |

Current Situation

- Fire began April 27, 2018 and is burning in Coconino National Forest, 20 miles northeast of Pine, AZ
- 1 shelter open with 7 occupants (ARC Midnight Shelter Count as of 5:30 am EDT)

Response

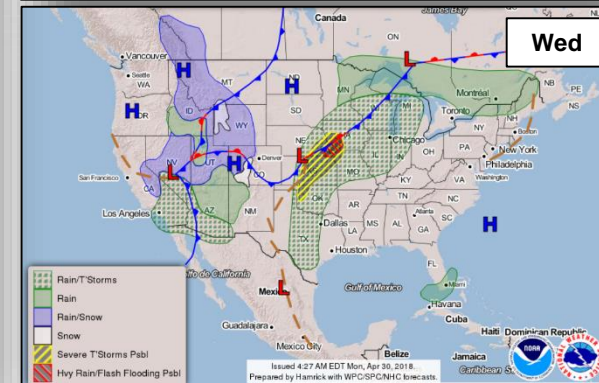
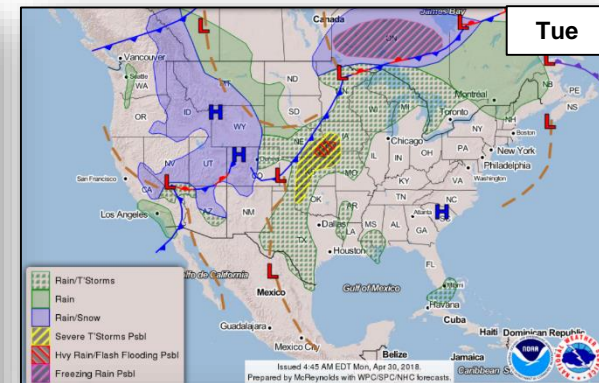
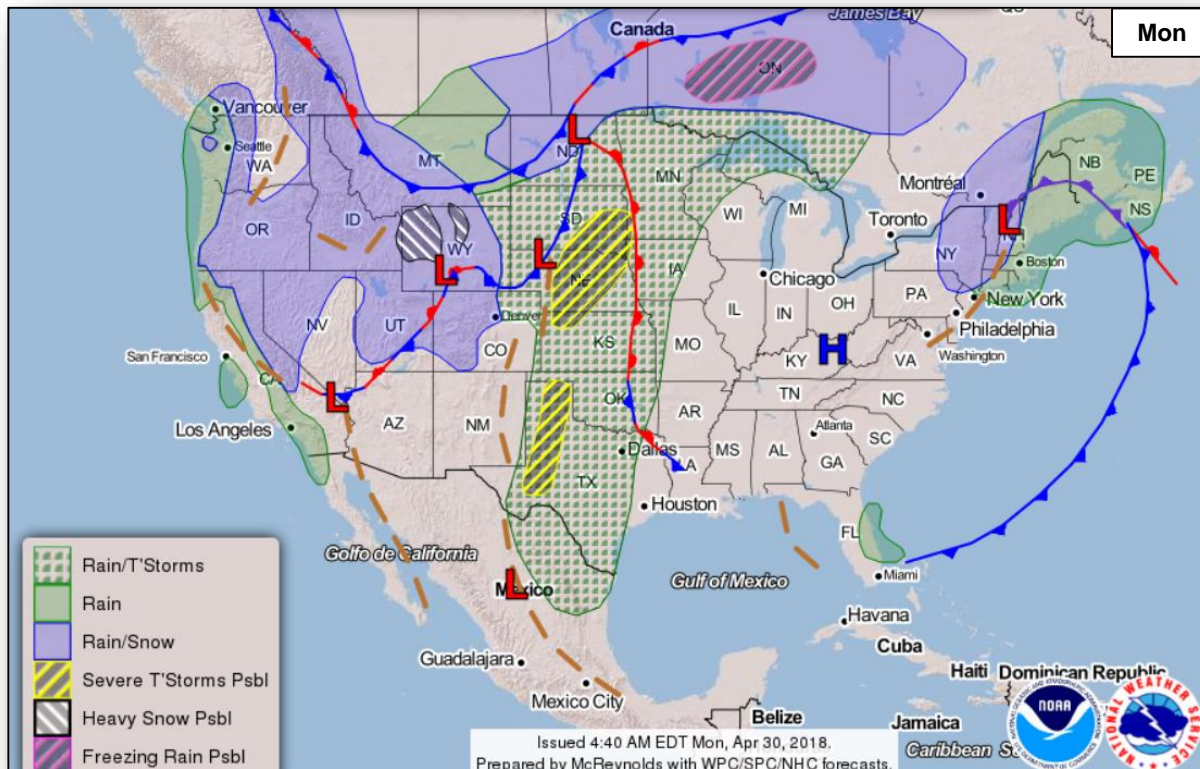
- AZ EOC remains at Normal Operations
- FEMA Region IX RWC at Steady State



National Weather Forecast



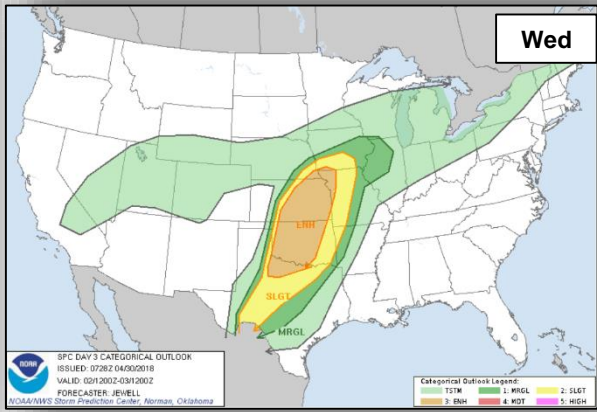
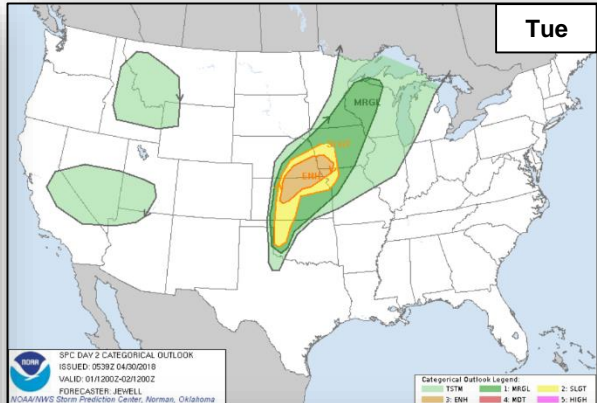
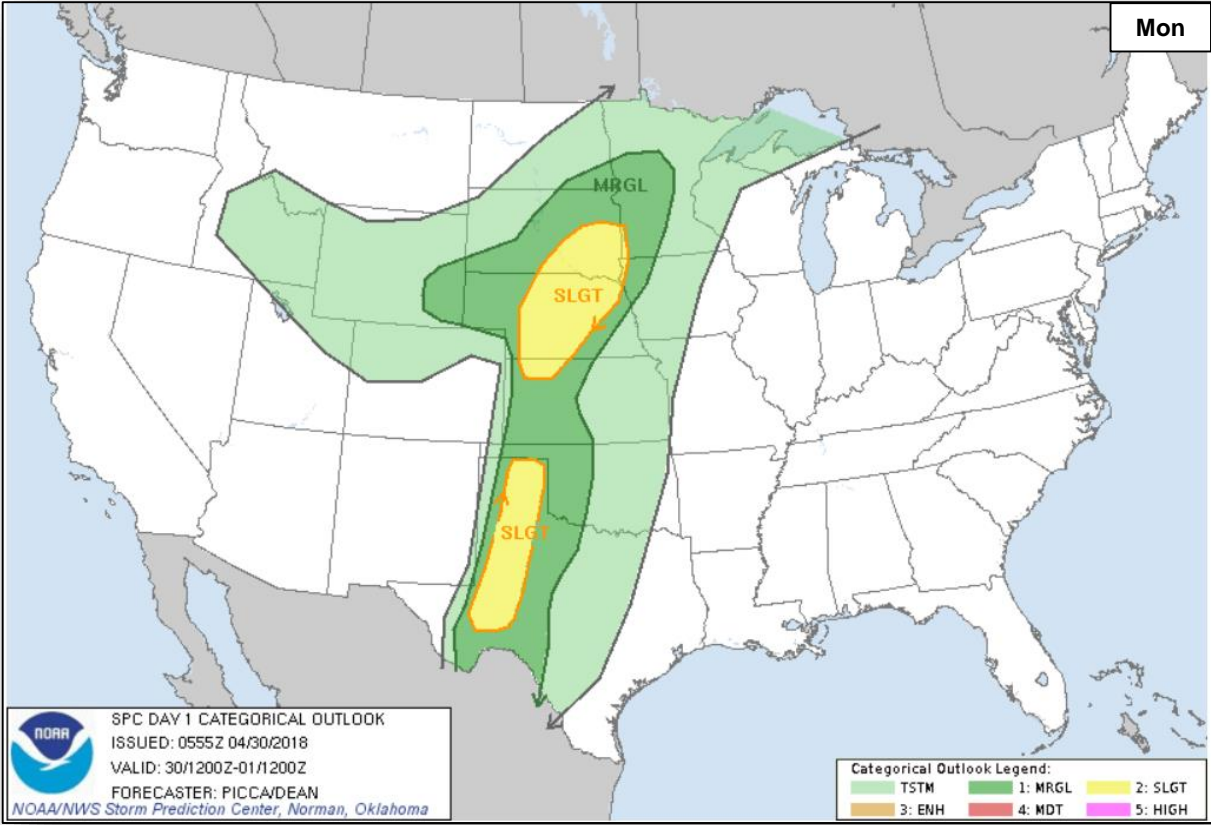
FEMA



Severe Weather Outlook



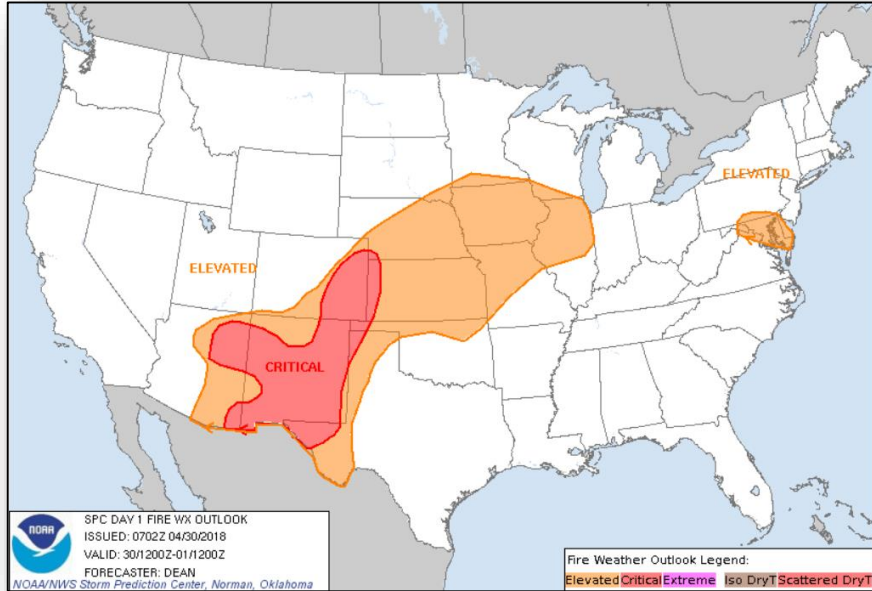
FEMA



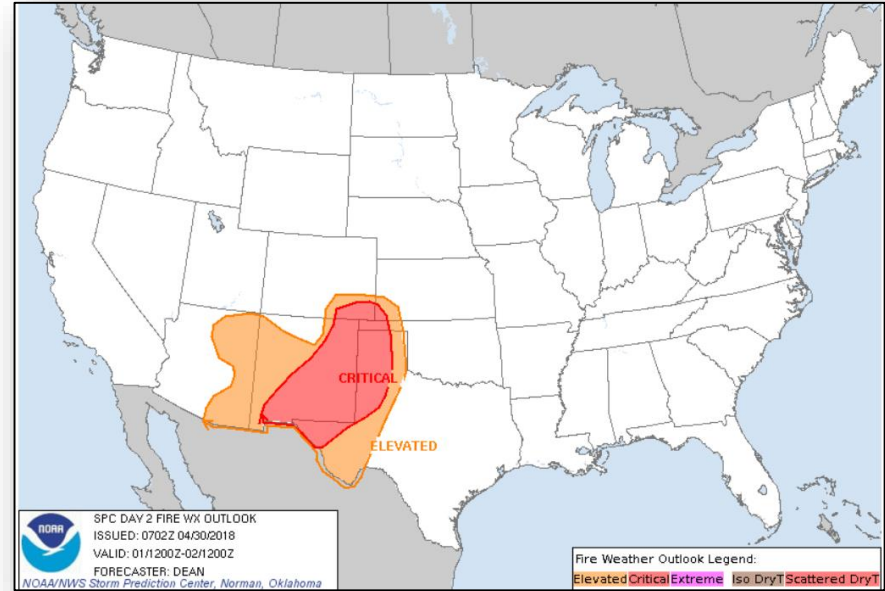
Fire Weather Outlook



FEMA



Monday

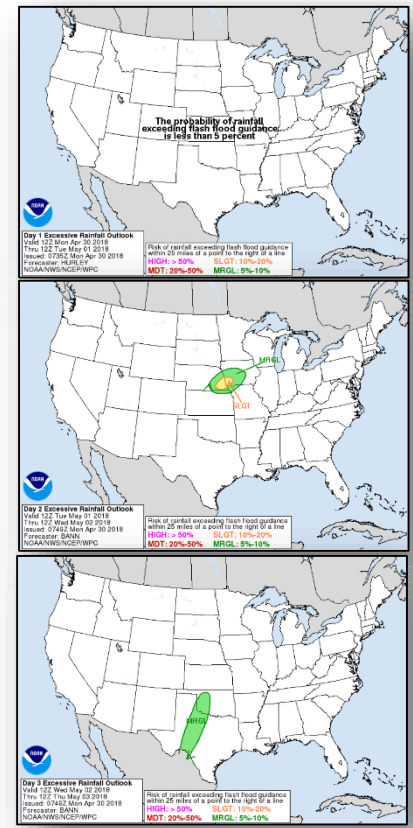
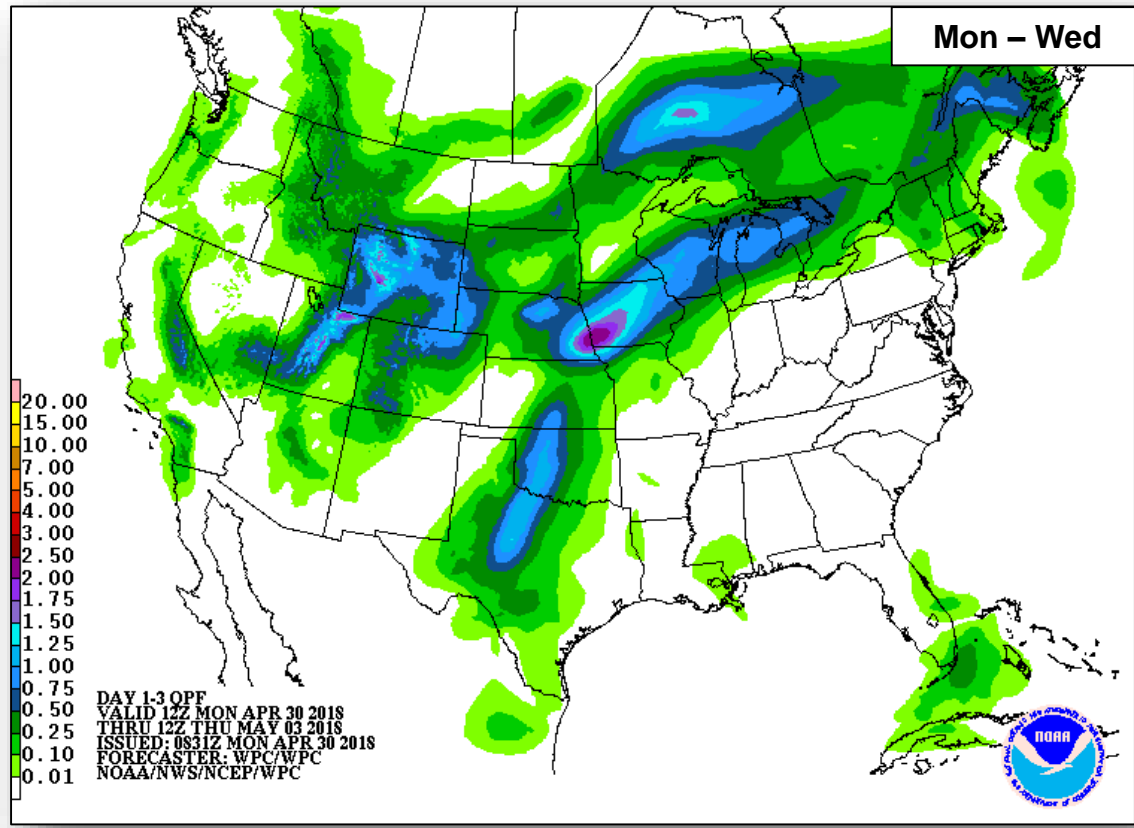


Tuesday

Precipitation / Excessive Rainfall Forecast



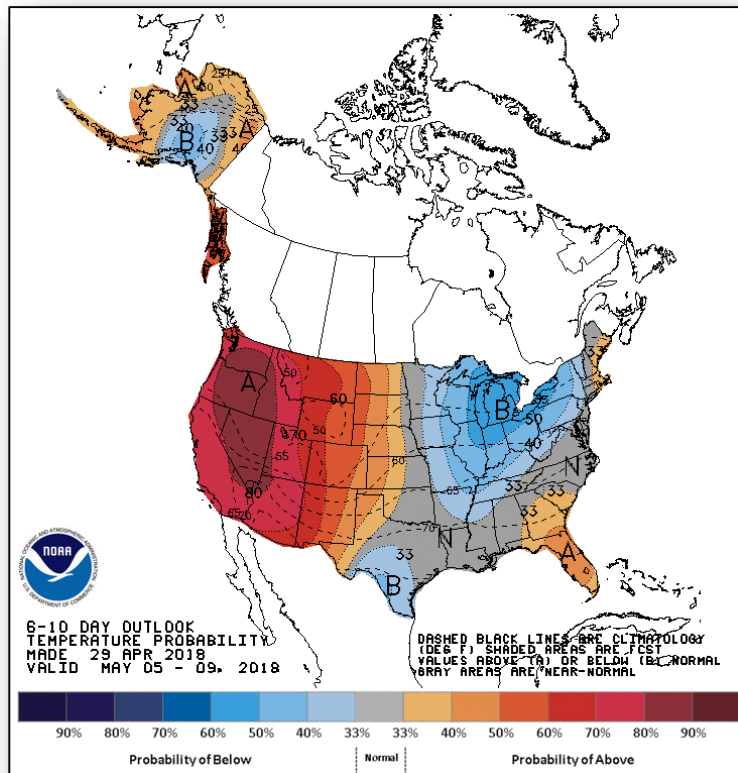
FEMA



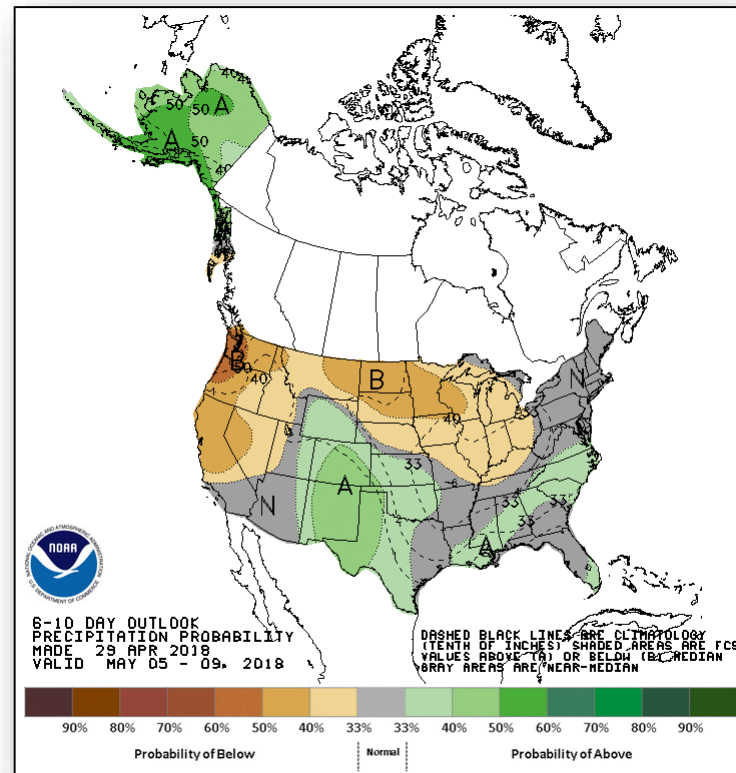
Long Range Outlooks – May 5-9



FEMA



Temperature Probability



Precipitation Probability



Space Weather



FEMA

| | Space Weather Activity | Geomagnetic Storms | Solar Radiation | Radio Blackouts |
|---------------|------------------------|--------------------|-----------------|-----------------|
| Past 24 Hours | None | None | None | None |
| Next 24 Hours | None | None | None | None |

For further information on NOAA Space Weather Scales refer to: <http://www.swpc.noaa.gov/noaa-scales-explanation>



Joint Preliminary Damage Assessments



FEMA

| Region | State / Location | Event | IA / PA | Number of Counties | | Start – End |
|--------|------------------|--|---------|--------------------|-----------|-------------|
| | | | | Requested | Completed | |
| I | NH | Snow March 13-14, 2018 | IA | 0 | 0 | N/A |
| | | | PA | 3 | 0 | 3/29 – TBD |
| II | NJ | Winter Storm March 7, 2018 | IA | 0 | 0 | N/A |
| | | | PA | 5 | 5 | 4/23 – 4/27 |
| VII | NE | Severe Winter Storm April 13-18, 2018 | IA | 0 | 0 | N/A |
| | | | PA | 34 | 0 | 4/30 – TBD |
| IX | HI | Flooding and Landslides April 13-15, 2018 | IA | 2 | 2 | 4/22 – 4/27 |
| | | | PA | 2 | 2 | 4/23 – 4/26 |

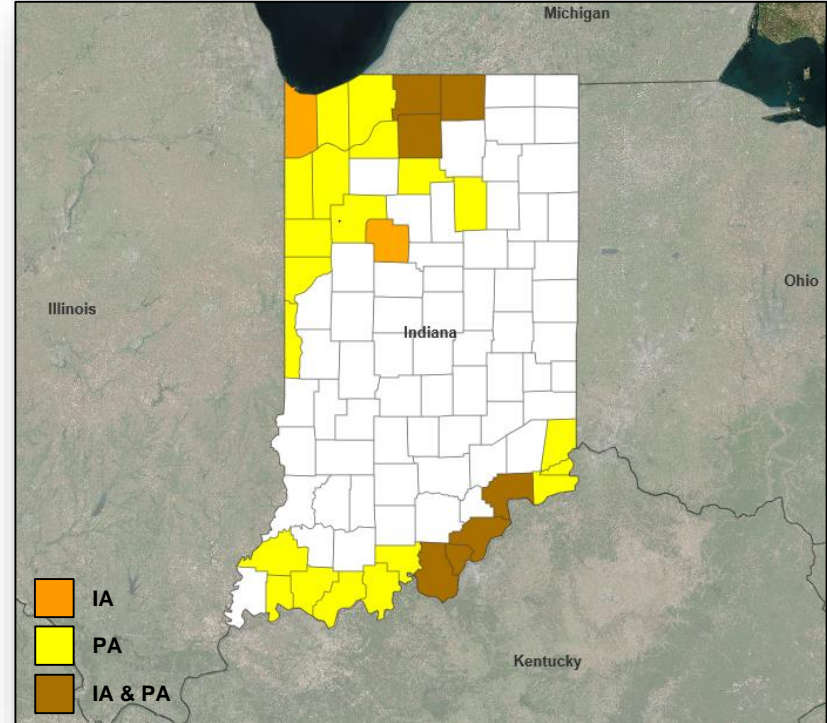
Declaration Request



FEMA

Indiana

- On April 27, 2018, the Governor requested a Major Disaster Declaration for the State of Indiana
- For severe storms and flooding that occurred February 14 – March 4, 2018
- Requesting:
 - Individual Assistance only for 2 counties
 - Public Assistance only for 20 counties
 - Individual and Public Assistance for 7 counties
 - Hazard Mitigation statewide



Disaster Requests and Declarations

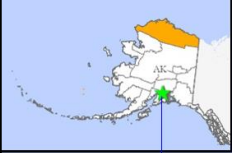
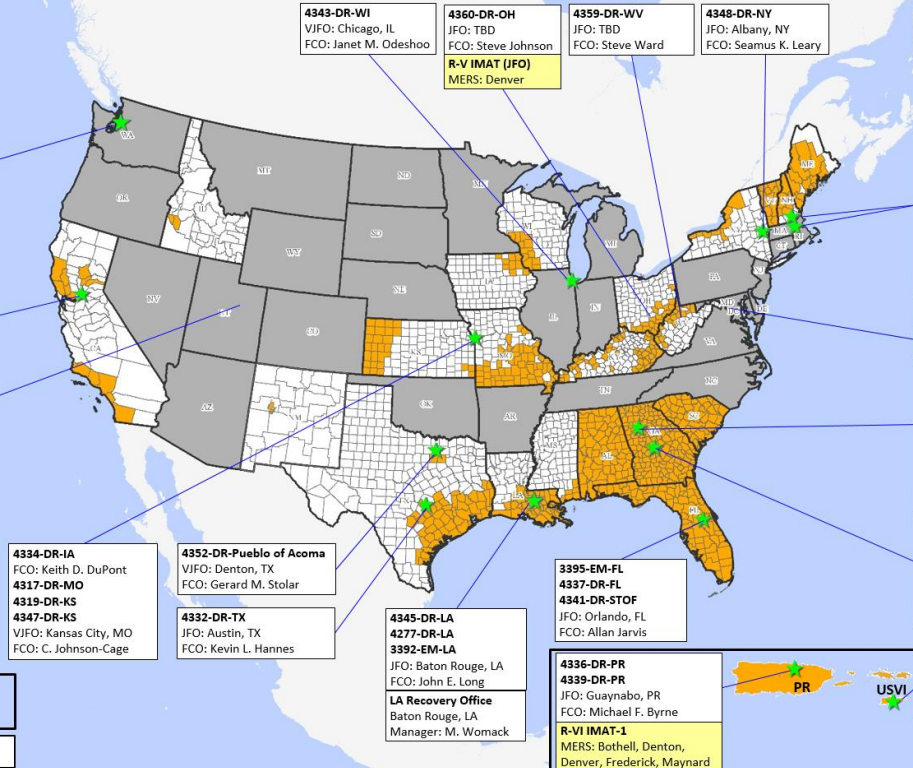


FEMA

| Declaration Requests in Process | | | | | Requests APPROVED (since last report) | Requests DENIED (since last report) |
|-------------------------------------|----|----|----|------------------|--|--|
| 5 | IA | PA | HM | Date Requested | 0 | 0 |
| AK – DR Severe Storm | | X | X | January 25, 2018 | | |
| ME – DR Severe Storms and Flooding | | X | X | March 30, 2018 | | |
| NH – DR Severe Storms and Flooding | | X | X | April 5, 2018 | | |
| NC – DR Severe Storms and Tornadoes | X | | X | April 25, 2018 | | |
| IN – DR Severe Storms and Flooding | X | X | X | April 27, 2018 | | |

Readiness – Deployable Teams and Assets



| Resource | Force Strength | Available | Deployed | Other | Cadres with 25% or Less Availability | |
|-------------------------------------|--|---|--|-------|--|--|
| Total Workforce | 12,009 ▼ | 4,011 ▲ 33% | 4,447 ▼ | 3,551 | EHP 7% (27/367); ER 21% (8/38); HM 22% (218/989); IT 25% (152/612); LOG 25% (315/1,252); NDRS 20% (49/245); PA 14% (273/1,920); SAF 17% (10/58); SEC 4% (4/104) | |
| National IMATs* (3 Teams) | East 1: East 2: West: | B-48 Charlie B-2 |  | | <div style="display: flex; justify-content: space-between;"> <div style="width: 20%;"> <p>4343-DR-WI VJFO: Chicago, IL FCO: Janet M. Odeshoo</p> </div> <div style="width: 20%;"> <p>4360-DR-OH JFO: TBD FCO: Steve Johnson R-V IMAT (JFO) MERS: Denver</p> </div> <div style="width: 20%;"> <p>4359-DR-WV JFO: TBD FCO: Steve Ward</p> </div> <div style="width: 20%;"> <p>4348-DR-NY JFO: Albany, NY FCO: Seamus K. Leary</p> </div> </div> | |
| Regional IMATs (≤3 Teams) | Assigned: Available: PMC / NMC: Deployed: | 13 3 3 7 |  | | <p>Field Offices ★ JFOs: 17 DRs: 36 EMs: 2 Deployed Teams (Location)</p> | |
| US&R (≥66%) | Assigned: Available: PMC / NMC: Deployed: | 28 27 1 0 | <p>4351-DR-AK VJFO: Anchorage, AK 4342-DR-ID VJFO: Bothell, WA FCO: Thomas J. Dargan</p> | | <p>4330-DR-VT 4316-DR-NH 4329-DR-NH VJFO: Maynard, MA 4354-DR-ME* 4355-DR-NH* 4356-DR-VT JFO: Manchester, NH FCO: James N. Russo *R-I IMAT (JFO)</p> | |
| MERS (≥66%) | Assigned: Available: NMC: Deployed: | 36 34 0 2 | <p>4344-DR-CA* 4353-DR-CA JFO: Sacramento, CA FCO: William Roche *R-IX IMAT-1 (JFO)</p> | | <p>4339-DR-PR MERS: Maynard (MD)</p> | |
| FCO (=2 Type I) | Assigned: Available: PMC / NMC: Deployed: | 34 10 2 22 | <p>MERS: Denver (UT)</p> | | <p>4346-DR-SC 4349-DR-AL FCO: Warren J. Riley 4350-DR-MS 4358-DR-KY* 4361-DR-KY* FCO: Manny J. Toro VJFO: Atlanta, GA *R-IV IMAT-1 (VJFO)</p> | |
| FDRC (≥3) | Assigned: Available: PMC / NMC: Deployed: | 14 5 0 9 | <p>4357-DR-AS JFO: Tafuna, AS FCO: Benigno Bern Ruiz R-IX IMAT-2 (JFO)</p> | | <p>4338-DR-GA JFO: Warner Robins, GA 4362-DR-AL* JFO: TBD FCO: Thomas J. McCool *R-IV IMAT-2 (AL EOC)</p> | |
| | | | <p>4334-DR-IA FCO: Keith D. DuPont 4317-DR-MO 4319-DR-KS 4347-DR-KS VJFO: Kansas City, MO FCO: C. Johnson-Cage</p> | | <p>4332-DR-TX JFO: Austin, TX FCO: Kevin L. Hannes</p> | |
| | | | <p>4352-DR-Pueblo of Acoma VJFO: Denton, TX FCO: Gerard M. Stolar</p> | | <p>4345-DR-LA 4277-DR-LA 3392-EM-LA JFO: Baton Rouge, LA FCO: John E. Long LA Recovery Office Baton Rouge, LA Manager: M. Womack</p> | |
| | | | <p>4337-DR-FL 4337-DR-FL 4341-DR-STOF JFO: Orlando, FL FCO: Allan Jarvis</p> | | <p>4335-EM-FL 4337-DR-FL 4341-DR-STOF JFO: Orlando, FL FCO: Allan Jarvis</p> | |
| | | | <p>4339-DR-PR JFO: Guaynabo, PR FCO: Michael F. Byrne R-VI IMAT-1 MERS: Bothell, Denton, Denver, Frederick, Maynard</p> | | <p>4335-DR-PR 4340-DR-USVI JFO: St. Croix, USVI FCO: William L. Vogel</p> | |
| | | | <p>AS</p> | | <p>PR USVI</p> | |
| | | | <p>As of 3:00 a.m. EDT April 30, 2018</p> | | | |

* **B-2 Status:** Assemble ≤ 2-hrs, On Site ≤ 18-hrs; **B-48 Status:** Assemble and deploy ≤ 48hrs; **Charlie Status:** No team assemble time requirement

FEMA Readiness – Activation Teams



FEMA

| Status | | Activated Team | Activation Level | Activation Times | Reason / Comments |
|----------------------------------|--------------|----------------|------------------|------------------|-----------------------------|
| NWC (5 Teams) | Steady State | | | | |
| NRCC (2 Teams) | Available | | | | Gold Team on call for April |
| HLT (1 Team) | Available | | | | |
| RWCs/MOCs (10 Regions) | Steady State | | | | |
| RRCCs (10 Regions) | Available | | | | |

Backup Regions: **II, VI, & VII**



FEMA

FEMA's mission is helping people before, during, and after disasters.