



# FEMA

## Daily Operations Briefing

Sunday, April 29, 2018

8:30 a.m. EDT

# Significant Activity – April 28-29



FEMA

**Significant Events:** None

**Tropical Activity:** Western Pacific: no activity affecting U.S. interests

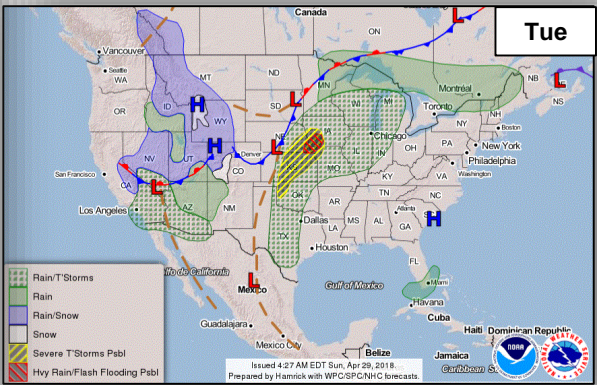
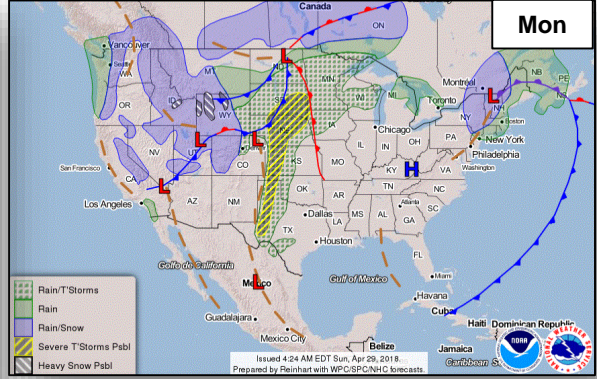
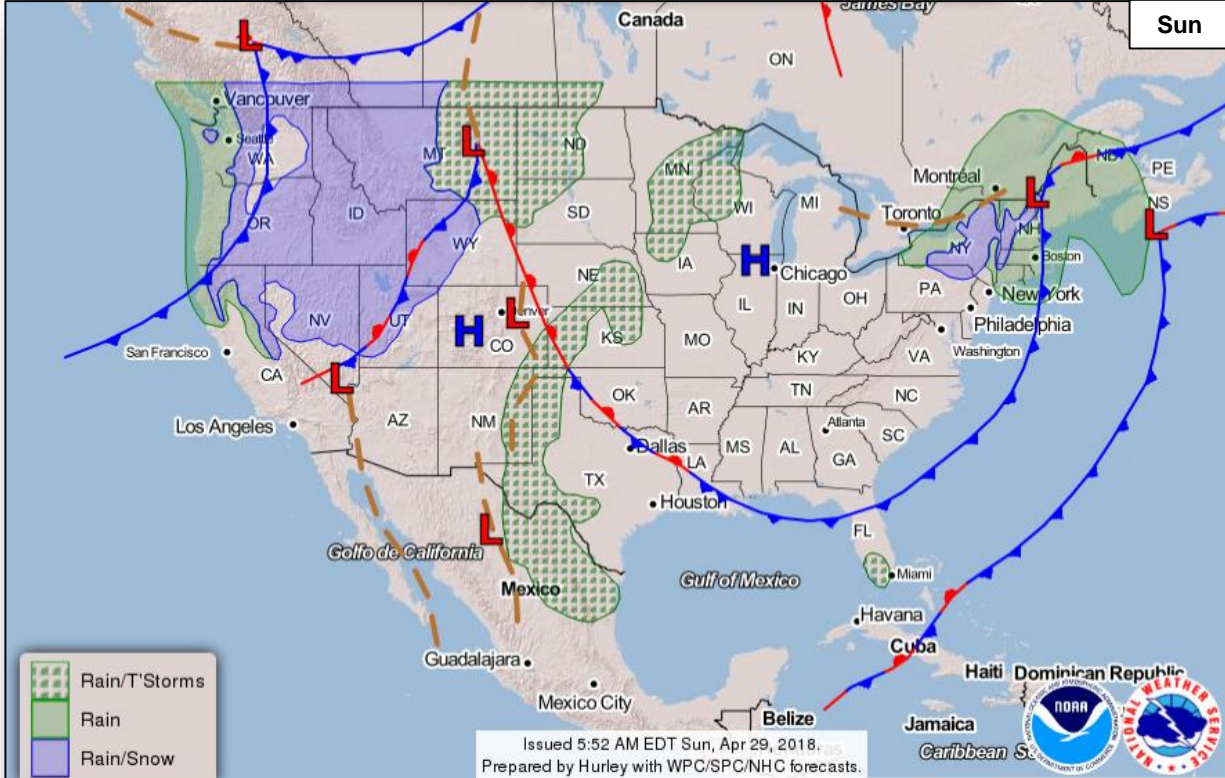
**Significant Weather:**

- Critical/Elevated Fire Weather – Southwest, Central Great Basin, Southern Rockies, Plains, & Upper Mississippi Valley
- Isolated Dry Thunderstorms – Southwest, Central Great Basin, Southern/Central Rockies, & Southern Plains
- Red Flag Warnings – Portions of AZ, NM, & CO
- Strong to Severe Thunderstorms – High Plains; primary threats are hail & high winds
- Space Weather – Past 24 hours: none; next 24 hours: none

**Earthquake Activity:** No significant activity

**Declaration Activity:** None

# National Weather Forecast



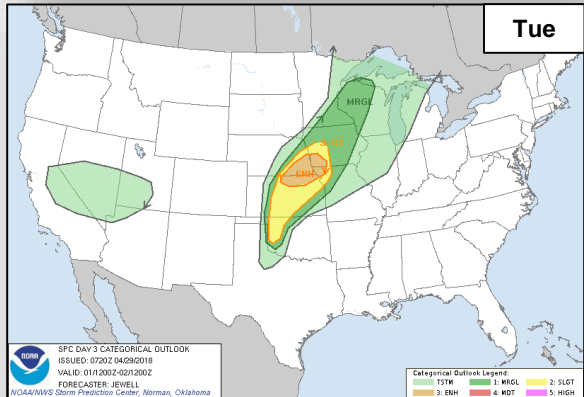
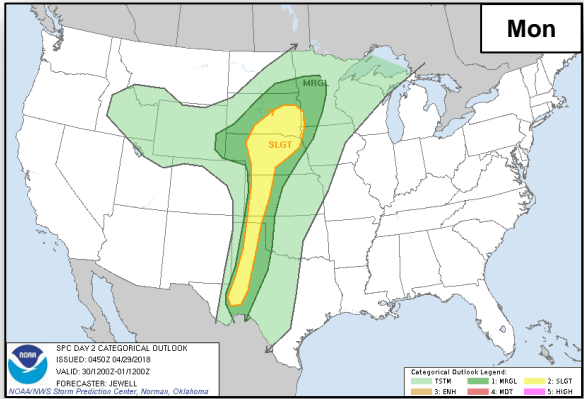
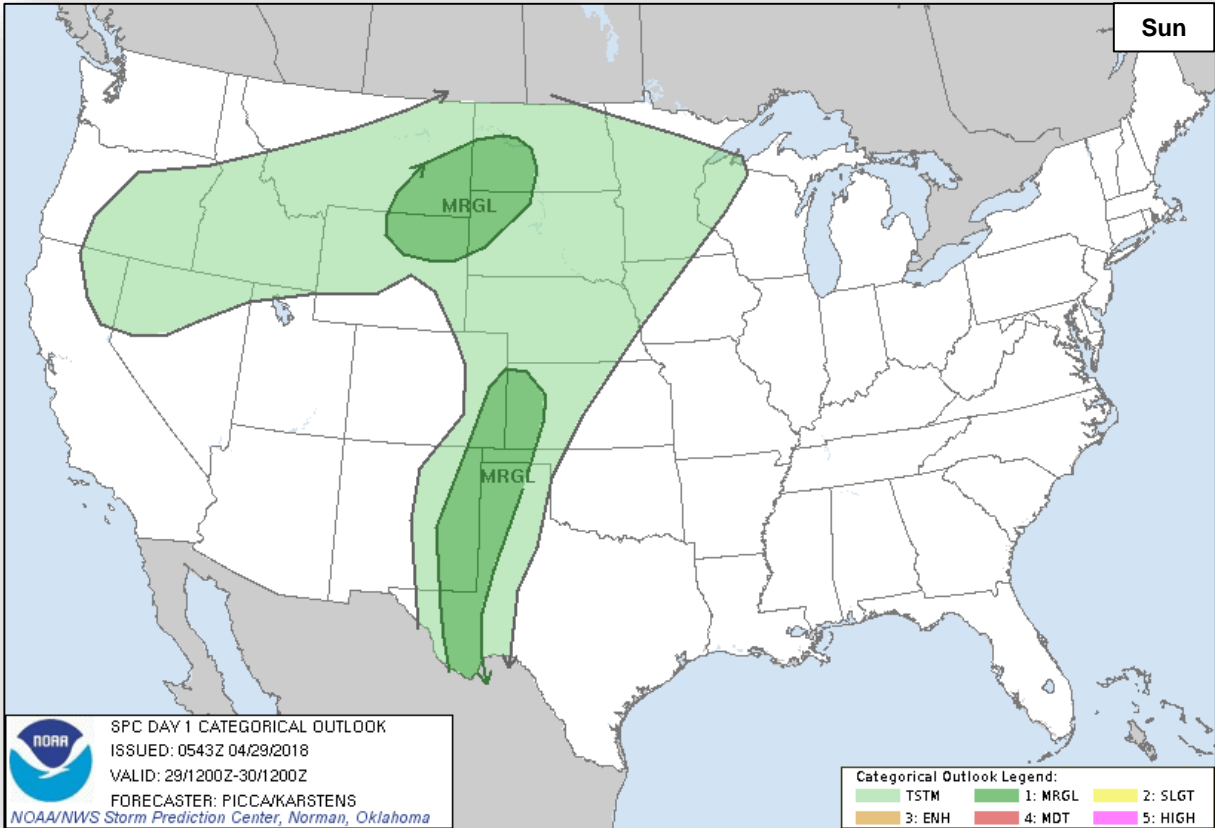
- Rain/T'Storms
- Rain
- Rain/Snow
- Snow
- Severe T'Storms Pabl
- Hwy Rain/Flash Flooding Pabl
- Heavy Snow Pabl



# Severe Weather Outlook



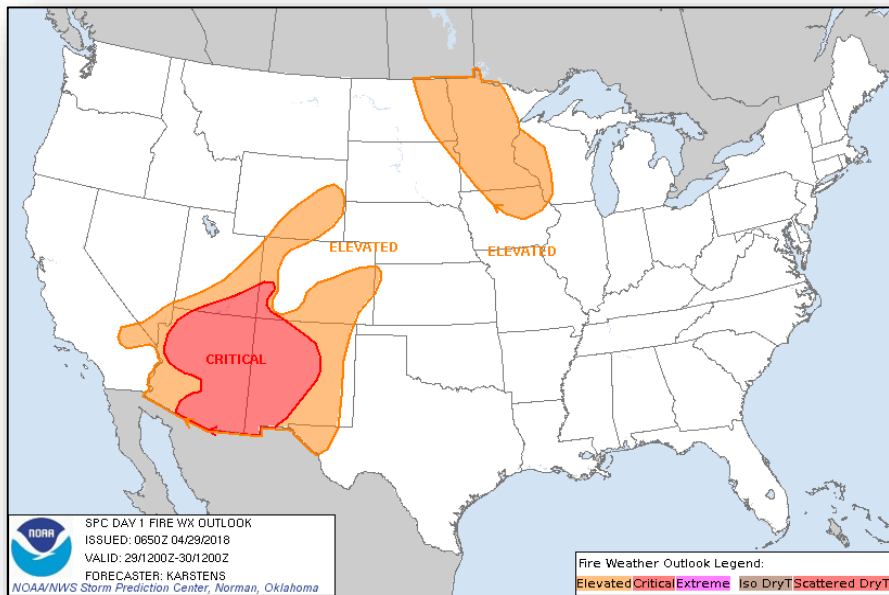
FEMA



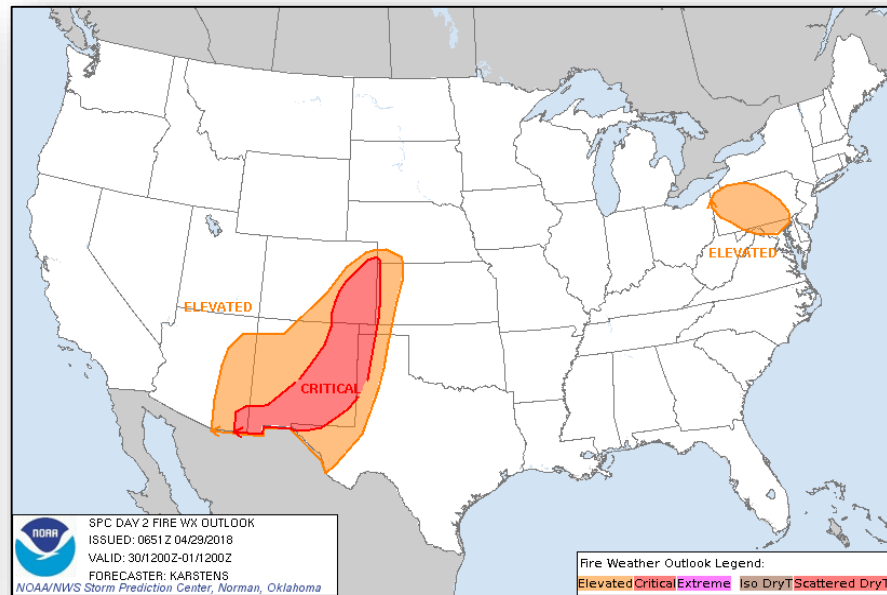
# Fire Weather Outlook



FEMA



**Sunday**

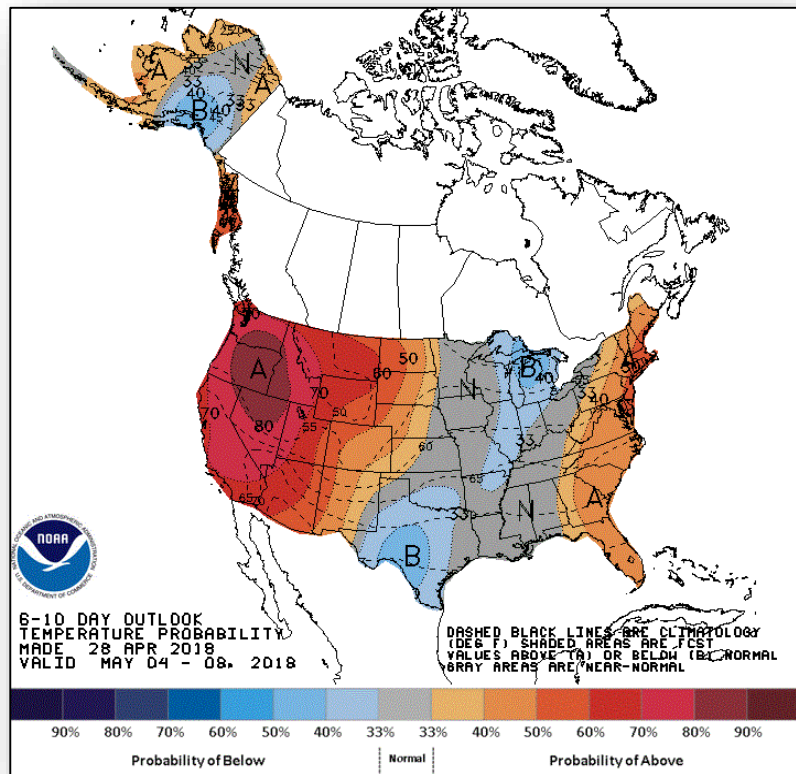


**Monday**

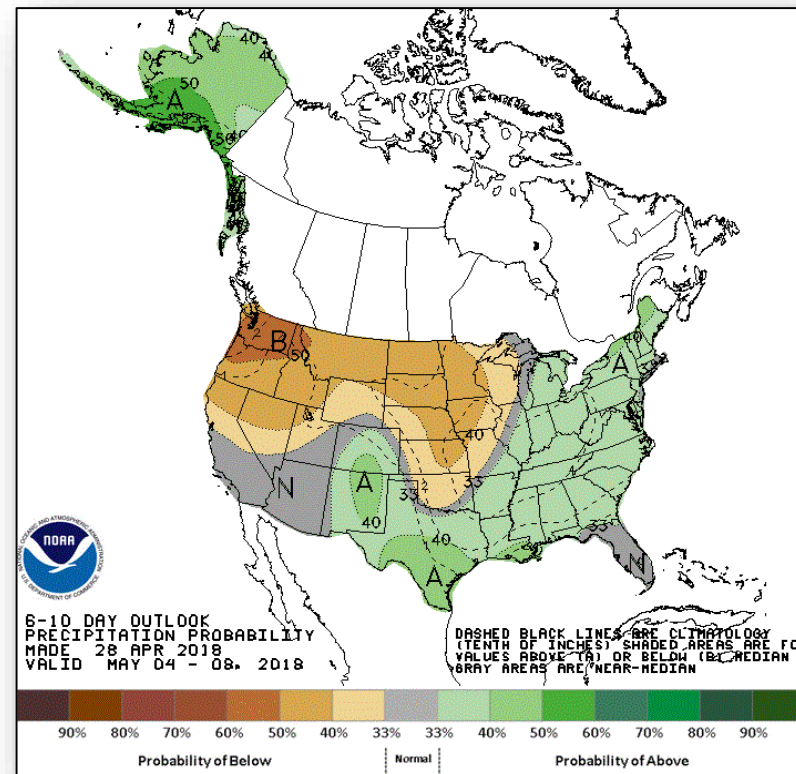
# Long Range Outlooks – May 4-8



FEMA



**Temperature Probability**



**Precipitation Probability**



# Space Weather



FEMA

	Space Weather Activity	Geomagnetic Storms	Solar Radiation	Radio Blackouts
Past 24 Hours	None	None	None	None
Next 24 Hours	None	None	None	None

For further information on NOAA Space Weather Scales refer to: <http://www.swpc.noaa.gov/noaa-scales-explanation>



# Joint Preliminary Damage Assessments



FEMA

Region	State / Location	Event	IA / PA	Number of Counties		Start – End
				Requested	Completed	
I	NH	Snow March 13-14, 2018	IA	0	0	N/A
			PA	3	0	3/29 – TBD
II	NJ	Winter Storm March 7, 2018	IA	0	0	N/A
			PA	5	5	4/23 – 4/27
VII	NE	Severe Winter Storm April 13-18, 2018	IA	0	0	N/A
			PA	34	0	4/30 – TBD
IX	HI	Flooding and Landslides April 13-15, 2018	IA	2	2	4/22 – 4/27
			PA	2	2	4/23 – 4/26



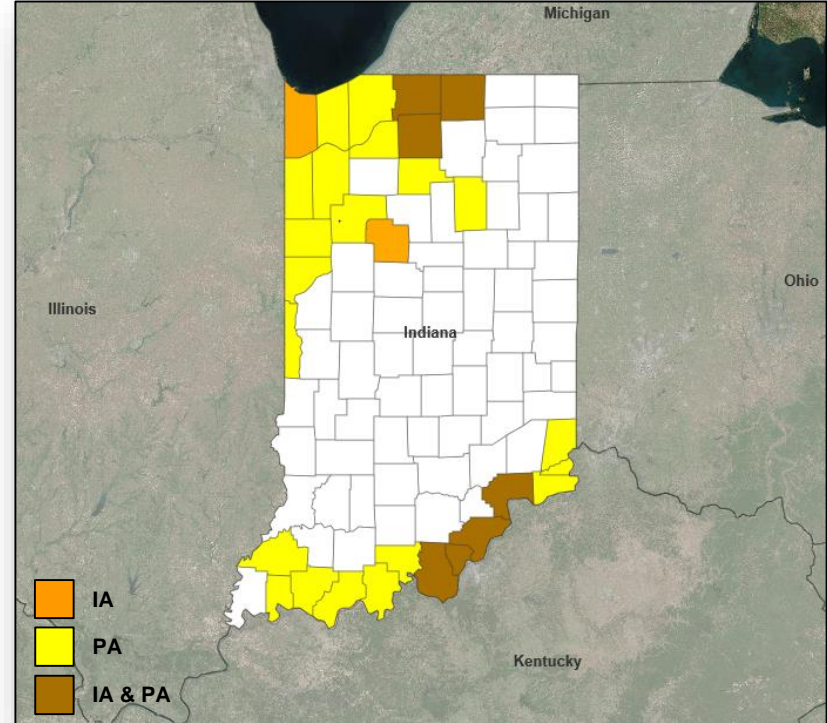
# Declaration Request



FEMA

## Indiana

- Governor requested a Major Disaster Declaration on April 27, 2018
- For severe storms and flooding that occurred February 14 – March 4, 2018
- Requesting:
  - Individual Assistance only for 2 counties
  - Public Assistance only for 20 counties
  - Individual and Public Assistance for 7 counties
  - Hazard Mitigation statewide



# Disaster Requests and Declarations



FEMA

Declaration Requests in Process					Requests APPROVED (since last report)	Requests DENIED (since last report)
<b>5</b>	IA	PA	HM	Date Requested	<b>0</b>	<b>0</b>
AK – DR Severe Storm		X	X	January 25, 2018		
ME – DR Severe Storms and Flooding		X	X	March 30, 2018		
NH – DR Severe Storms and Flooding		X	X	April 5, 2018		
NC – DR Severe Storms and Tornadoes	X		X	April 25, 2018		
IN – DR Severe Storms and Flooding	X	X	X	April 27, 2018		

# Readiness – Deployable Teams and Assets



FEMA

Resource	Force Strength	Available	Deployed	Other	Cadres with 25% or Less Availability		
<b>Total Workforce</b>	12,012 <span>Ⓢ</span>	3,907 <span>▲</span> 32%	4,479 <span>▼</span>	3,626	EHP 6% (24/367); ER 18% (7/38); HM 21% (214/989); IT 24% (149/612); LOG 24% (306/1,252); NDRS 20% (48/245); PA 14% (264/1,920); SAF 19% (11/58); SEC 3% (3/104)		
<b>National IMATs*</b> (3 Teams)	East 1: East 2: West:	<b>B-48</b> <b>Charlie</b> <b>B-2</b>					<b>Field Offices</b> <span>★</span> <b>JFOs: 17</b> <b>DRs: 36</b> <b>EMs: 2</b> Deployed Teams (Location)
<b>Regional IMATs</b> (≤3 Teams)	Assigned: Available: PMC / NMC: Deployed:	<b>13</b> <b>3 (-1)</b> <b>3 (+1)</b> <b>7</b>					
<b>US&amp;R</b> (≥66%)	Assigned: Available: PMC / NMC: Deployed:	<b>28</b> <b>27</b> <b>1</b> <b>0</b>					
<b>MERS</b> (≥66%)	Assigned: Available: NMC: Deployed:	<b>36</b> <b>34</b> <b>0</b> <b>2</b>					
<b>FCO</b> (=2 Type I)	Assigned: Available: PMC / NMC: Deployed:	<b>34</b> <b>10</b> <b>2</b> <b>22</b>					
<b>FDRC</b> (≥3)	Assigned: Available: PMC / NMC: Deployed:	<b>14</b> <b>5</b> <b>0</b> <b>9</b>					

\* **B-2 Status:** Assemble ≤ 2-hrs, On Site ≤ 18-hrs; **B-48 Status:** Assemble and deploy ≤ 48hrs; **Charlie Status:** No team assemble time requirement

# FEMA Readiness – Activation Teams



Status		Activated Team	Activation Level	Activation Times	Reason / Comments
<b>NWC</b> (5 Teams)	Steady State				
<b>NRCC</b> (2 Teams)	Available				Gold Team on call for April
<b>HLT</b> (1 Team)	Available				
<b>RWCs/MOCs</b> (10 Regions)	Steady State				
<b>RRCCs</b> (10 Regions)	Available				

Backup Regions: **III, VI, & II**



# FEMA

**FEMA's mission is helping people before, during, and after disasters.**