



# **FEMA**

## **Daily Operations Briefing**

**Thursday, April 26, 2018**

**8:30 a.m. EDT**

# Significant Activity – April 25-26



FEMA

**Significant Events:** None

**Tropical Activity:** Western Pacific: no activity affecting U.S. interests

**Significant Weather:**

- Space Weather:
  - Past 24 hours: None observed
  - Next 24 hours: None predicted

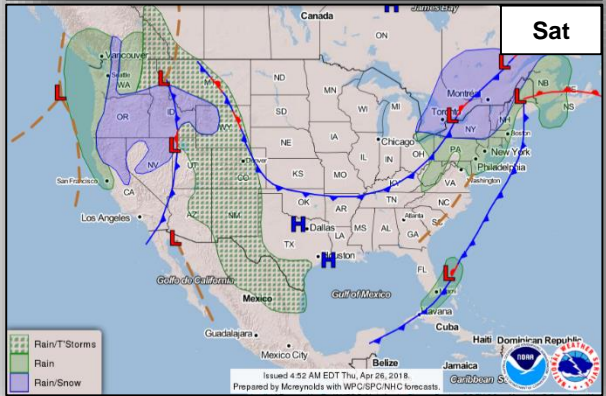
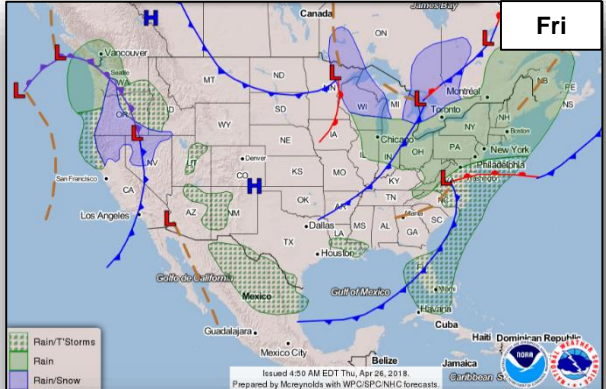
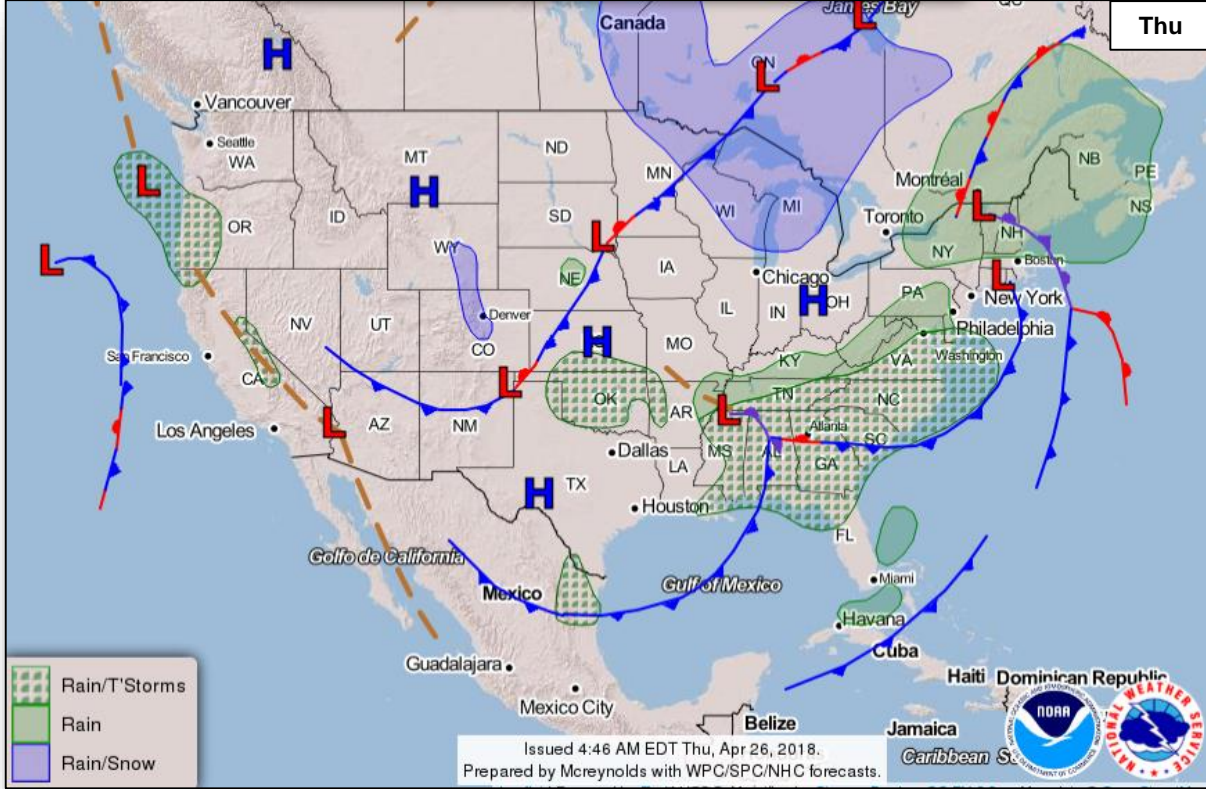
**Earthquake Activity:** No significant activity

**Declaration Activity:** None

# National Weather Forecast



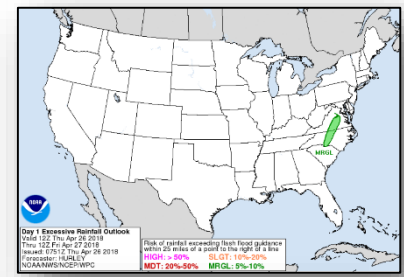
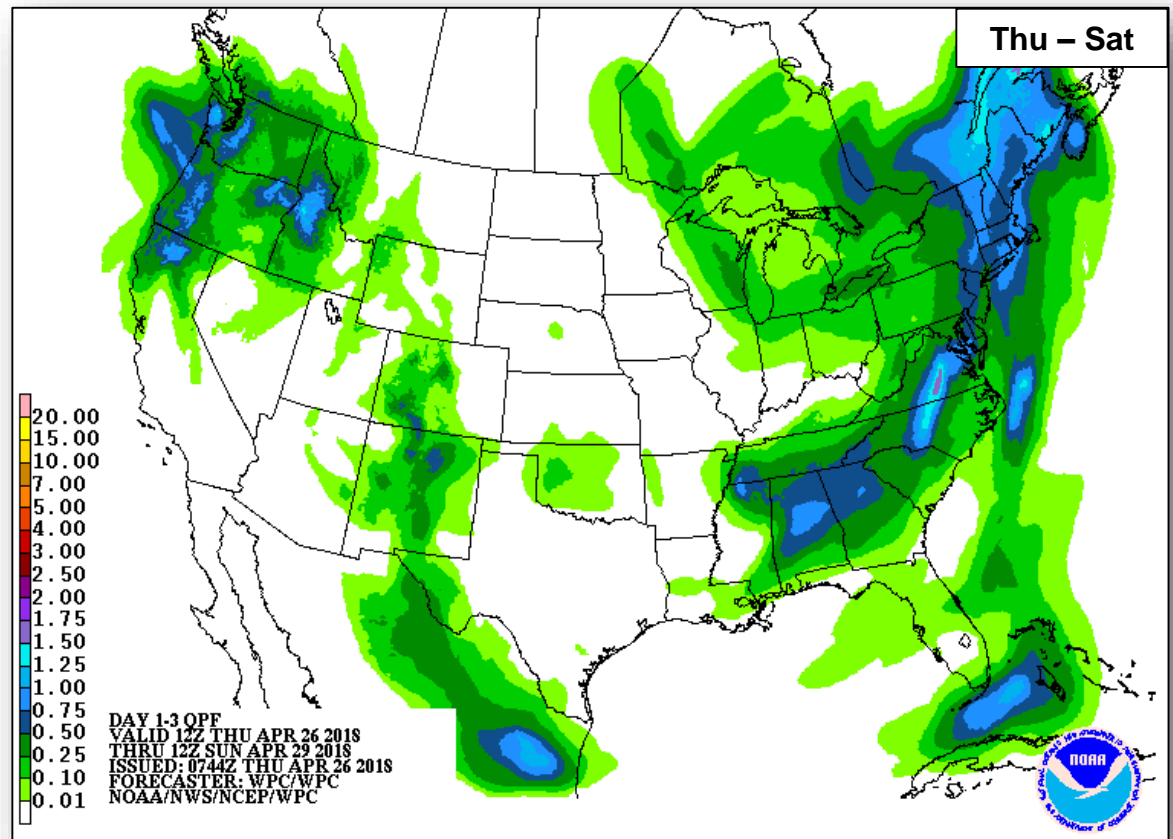
FEMA



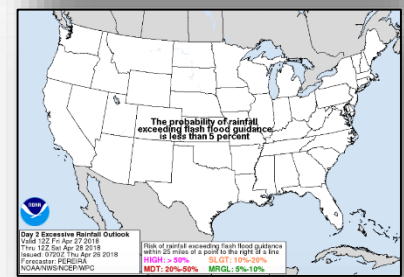
# Precipitation / Excessive Rainfall Forecast



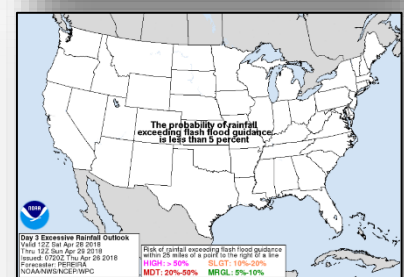
FEMA



Thu



Fri

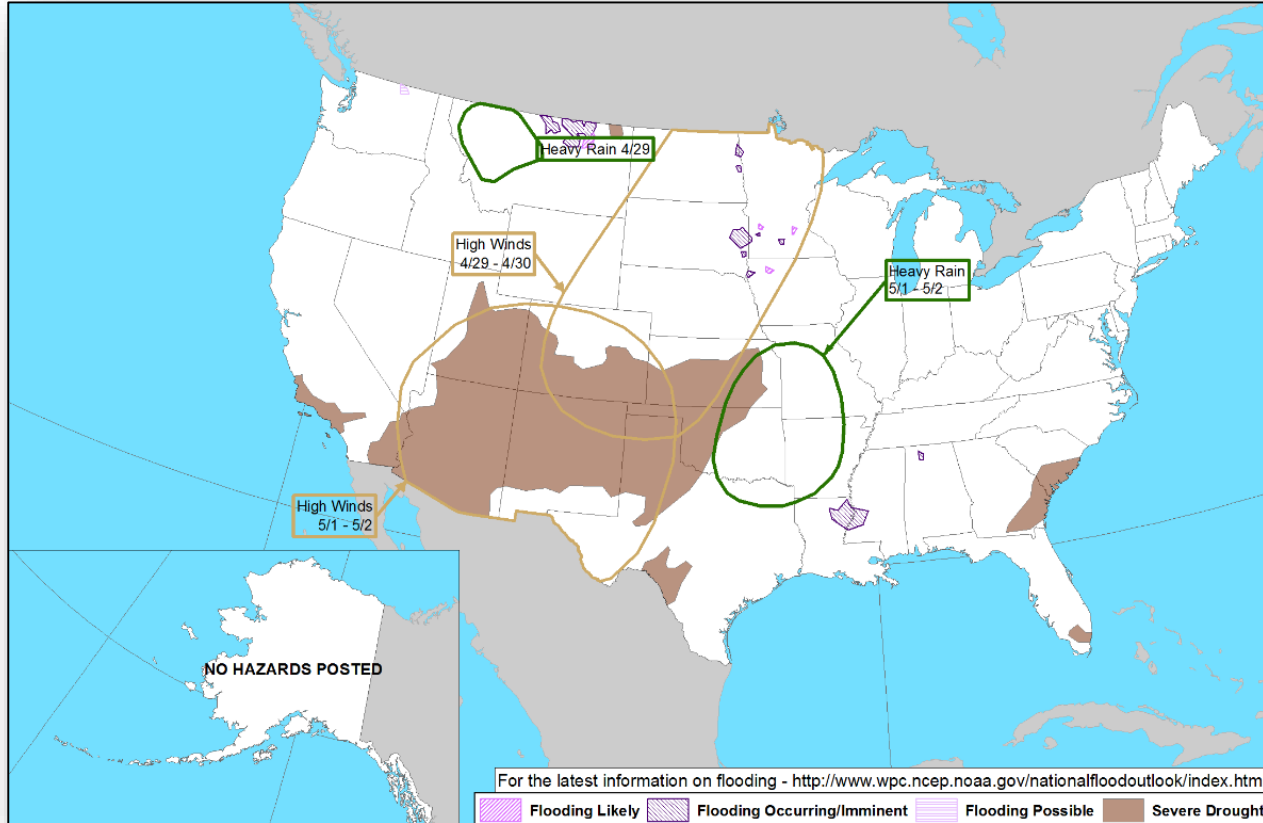


Sat

# Hazards Outlook – Apr 28-May 02



FEMA





# Space Weather



FEMA

	Space Weather Activity	Geomagnetic Storms	Solar Radiation	Radio Blackouts
Past 24 Hours	None	None	None	None
Next 24 Hours	None	None	None	None

For further information on NOAA Space Weather Scales refer to: <http://www.swpc.noaa.gov/noaa-scales-explanation>



# Joint Preliminary Damage Assessments



FEMA

Region	State / Location	Event	IA / PA	Number of Counties		Start – End
				Requested	Completed	
I	NH	Snow March 13-14, 2018	IA	0	0	N/A
			PA	3	0	3/29 – TBD
II	NJ	Winter Storm March 7, 2018	IA	0	0	N/A
			PA	5	0	4/23 – TBD
VI	OK	Wildfires April 11, 2018 and continuing	IA	2	0	4/25 – TBD
			PA	0	0	N/A
VII	NE	Severe Winter Storm April 13-18, 2018	IA	0	0	N/A
			PA	34	0	4/30 - TBD
IX	HI	Flooding and Landslides April 13-15, 2018	IA	2	1	4/22 – TBD
			PA	2	0	4/23 – TBD

# Disaster Requests and Declarations



FEMA

Declaration Requests in Process					Requests APPROVED (since last report)	Requests DENIED (since last report)
7	IA	PA	HM	Date Requested	0	0
AK – DR Severe Storm		X	X	January 25, 2018		
MT – (Appeal) Wildfires		X	X	January 26, 2018		
ME – DR Severe Storms and Flooding		X	X	March 30, 2018		
NH – DR Severe Storms and Flooding		X	X	April 5, 2018		
KY – DR Severe Storms, Tornadoes, Flooding, Landslides, and Mudslides	X	X	X	April 10, 2018		
IL – DR Severe Storms and Flooding	X		X	April 11, 2018		
AL – DR Severe Storms and Tornadoes	X	X	X	April 12, 2018		



# Readiness – Deployable Teams and Assets



Resource	Force Strength	Available	Deployed	Other	Cadres with 25% or Less Availability				
<b>Total Workforce</b>	12,008 ▲	3,926 ▲ 33%	4,518 ▼	3,564	EHP 5% (20/367); ER 16% (6/38); HM 24% (233/989); IT 24% (145/613); LOG 25% (310/1,247); NDRS 18% (43/245); PA 14% (270/1,921); SAF 19% (11/58); SEC 2% (2/104)				
<b>National IMATs*</b> (3 Teams)	East 1: East 2: West:	<b>B-48</b> <b>Charlie</b> <b>B-2</b>							
<b>Regional IMATs</b> (4-6 Teams)	Assigned: Available: PMC / NMC: Deployed:	<b>13</b> <b>4</b> <b>2</b> <b>7</b>							
<b>US&amp;R</b> (≥66%)	Assigned: Available: PMC / NMC: Deployed:	<b>28</b> <b>27</b> <b>1</b> <b>0</b>							
<b>MERS</b> (≥66%)	Assigned: Available: NMC: Deployed:	<b>36</b> <b>34</b> <b>0</b> <b>2</b>							
<b>FCO</b> (≤2 Type I)	Assigned: Available: PMC / NMC: Deployed:	<b>34</b> <b>9 (+2)</b> <b>2 (-2)</b> <b>23</b>							
<b>FDRC</b> (≥3)	Assigned: Available: PMC / NMC: Deployed:	<b>14</b> <b>4</b> <b>0</b> <b>10</b>							

\* **B-2 Status:** Assemble ≤ 2-hrs, On Site ≤ 18-hrs; **B-48 Status:** Assemble and deploy ≤ 48hrs; **Charlie Status:** No team assemble time requirement

# FEMA Readiness – Activation Teams



Status		Activated Team	Activation Level	Activation Times	Reason / Comments
<b>NWC</b> (5 Teams)	Steady State				
<b>NRCC</b> (2 Teams)	Available				Gold Team on call for April
<b>HLT</b> (1 Team)	Available				
<b>RWCs/MOCs</b> (10 Regions)	Steady State				
<b>RRCCs</b> (10 Regions)	Available				

Backup Regions: **III, VI, & II**



# FEMA

**FEMA's mission is helping people before, during, and after disasters.**