



FEMA

Daily Operations Briefing

Tuesday, April 24, 2018

8:30 a.m. EDT

Significant Activity – April 23-24



FEMA

Significant Events: None

Tropical Activity: No significant activity

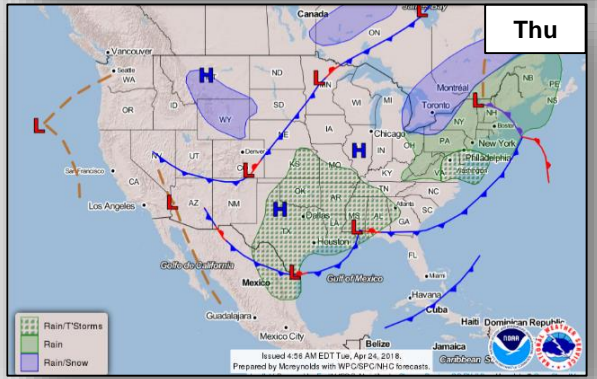
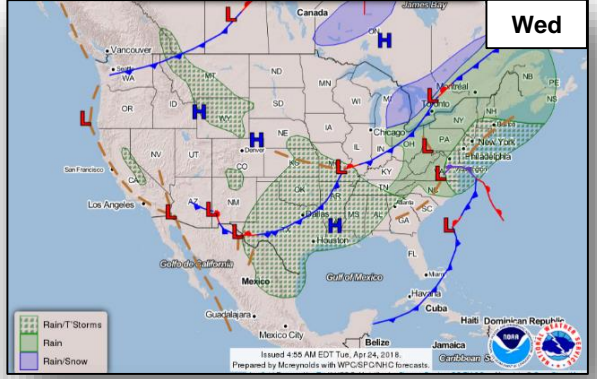
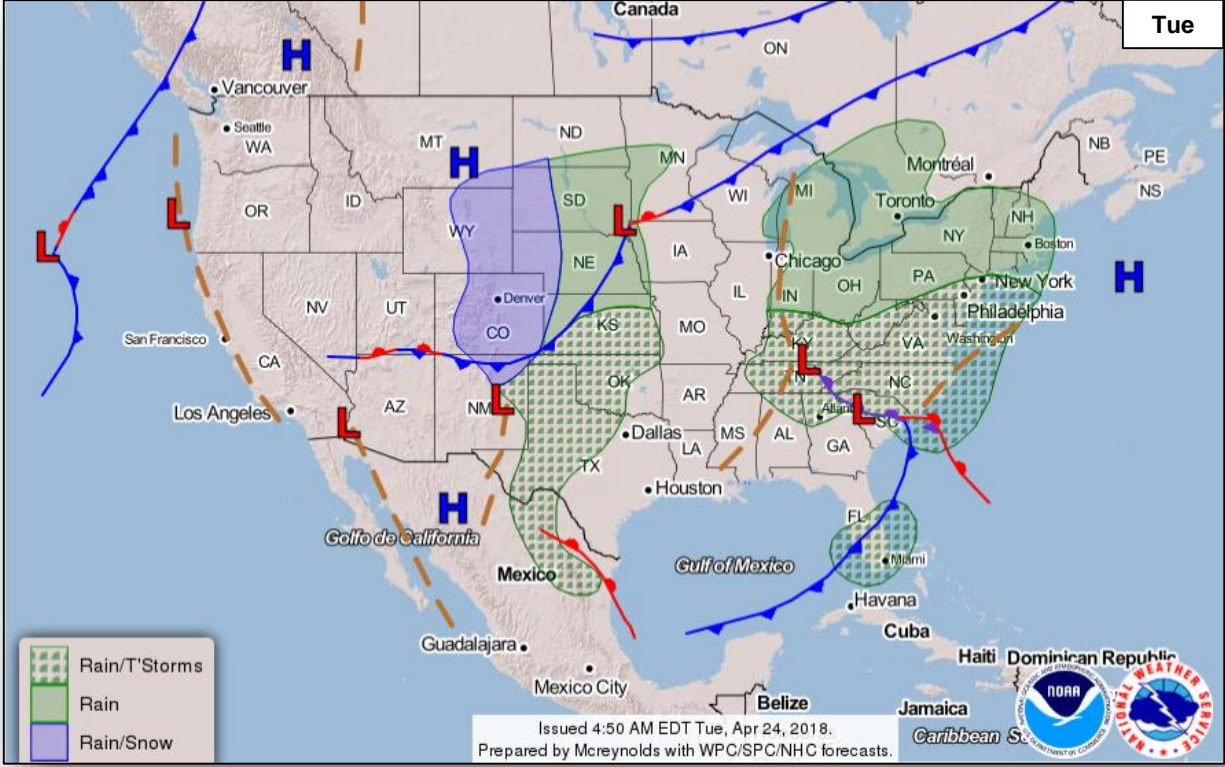
Significant Weather:

- Space Weather:
 - Past 24 hours: None observed
 - Next 24 hours: None predicted

Earthquake Activity: No significant activity

Declaration Activity: None

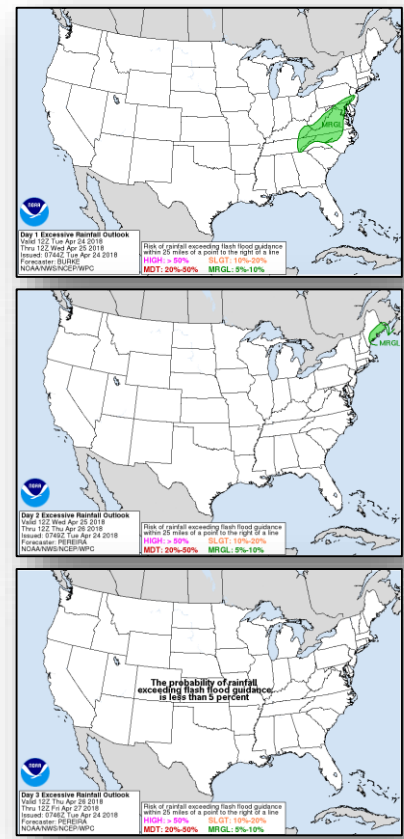
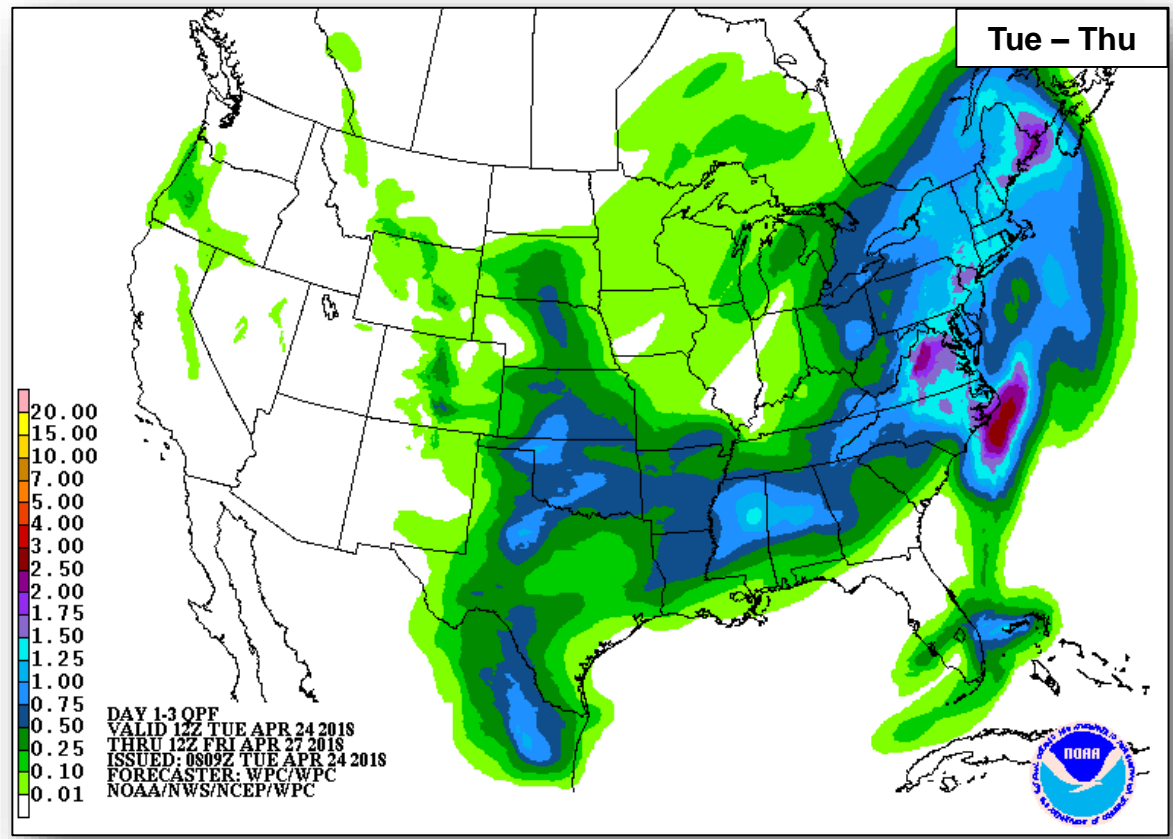
National Weather Forecast



Precipitation / Excessive Rainfall Forecast



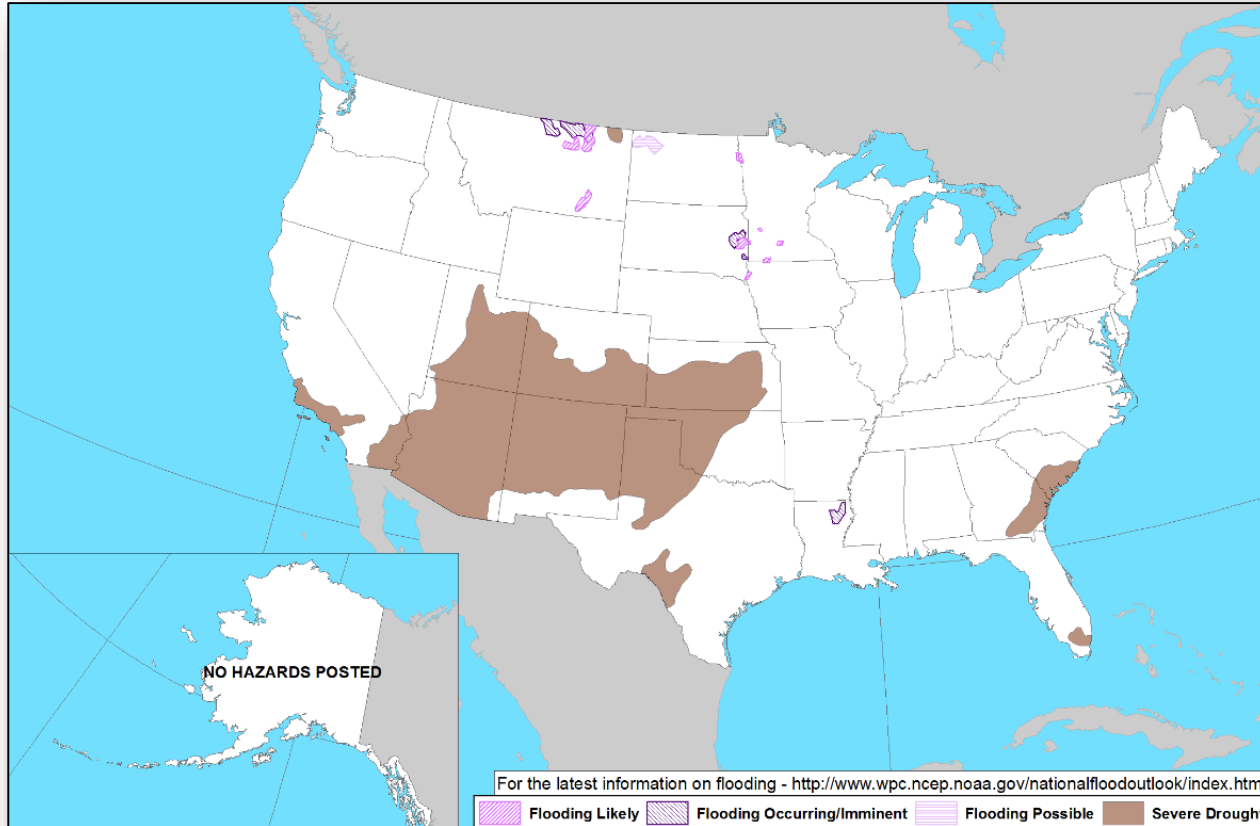
FEMA



Hazards Outlook – Apr 26-30



FEMA



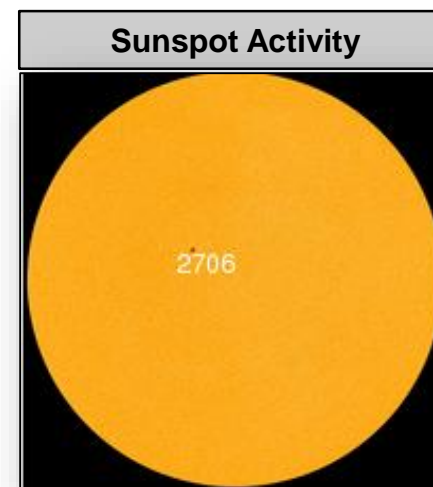

Space Weather



FEMA

	Space Weather Activity	Geomagnetic Storms	Solar Radiation	Radio Blackouts
Past 24 Hours	None	None	None	None
Next 24 Hours	None	None	None	None

For further information on NOAA Space Weather Scales refer to: <http://www.swpc.noaa.gov/noaa-scales-explanation>



Joint Preliminary Damage Assessments



FEMA

Region	State / Location	Event	IA / PA	Number of Counties		Start – End
				Requested	Completed	
I	NH	Snow March 13-14, 2018	IA	0	0	N/A
			PA	3	0	3/29 – TBD
II	NJ	Winter Storm March 7, 2018	IA	0	0	N/A
			PA	9	0	4/23 – TBD
III	VA	Severe Weather April 15, 2018	IA	6	2	4/23 – TBD
			PA	0	0	N/A
IX	HI	Flooding and Landslides April 13-15, 2018	IA	2	1	4/22 – TBD
			PA	2	0	4/23 – TBD

Disaster Requests and Declarations



FEMA

Declaration Requests in Process					Requests APPROVED (since last report)	Requests DENIED (since last report)
7	IA	PA	HM	Date Requested	0	0
AK – DR Severe Storm		X	X	January 25, 2018		
MT – (Appeal) Wildfires		X	X	January 26, 2018		
ME – DR Severe Storms and Flooding		X	X	March 30, 2018		
NH – DR Severe Storms and Flooding		X	X	April 5, 2018		
KY – DR Severe Storms, Tornadoes, Flooding, Landslides, and Mudslides	X	X	X	April 10, 2018		
IL – DR Severe Storms and Flooding	X		X	April 11, 2018		
AL – DR Severe Storms and Tornadoes	X	X	X	April 12, 2018		

Readiness – Deployable Teams and Assets



Resource	Force Strength	Available	Deployed	Other	Cadres with 25% or Less Availability				
Total Workforce	11,993 ▲	3,943 ▼ 33%	4,511 ▼	3,539	EHP 7% (25/367); ER 18% (7/38); FL 25% (35/139); HM 25% (243/987); IT 24% (148/614); LOG 24% (296/1,238); NDRS 18% (43/246); PA 15% (278/1,921); SAF 22% (13/58); SEC 2% (2/104)				
National IMATs* (3 Teams)	East 1: East 2: West:	B-48 Charlie B-2			4343-DR-WI VJFO: Chicago, IL FCO: Janet M. Odesho	4360-DR-OH JFO: TBD FCO: Steve Johnson R-V IMAT (JFO)	4359-DR-WV JFO: TBD FCO: Steve Ward	4348-DR-NY JFO: Albany, NY FCO: Seamus K. Leary	Field Offices ★ JFOs: 17 DRs: 35 EMs: 2 Deployed Teams (Location)
Regional IMATs (4-6 Teams)	Assigned: Available: PMC / NMC: Deployed:	13 4 2 7		4351-DR-AK VJFO: Anchorage, AK 4342-DR-ID VJFO: Bothell, WA FCO: Thomas J. Dargan	4330-DR-VT 4316-DR-NH 4329-DR-NH VJFO: Maynard, MA 4354-DR-ME* 4355-DR-NH* 4356-DR-VT JFO: Manchester, NH FCO: James N. Russo *R-I IMAT (ME & NH) MERS: Maynard (ME)	4330-DR-VT 4316-DR-NH 4329-DR-NH VJFO: Maynard, MA 4354-DR-ME* 4355-DR-NH* 4356-DR-VT JFO: Manchester, NH FCO: James N. Russo *R-I IMAT (ME & NH) MERS: Maynard (ME)	Puerto Rico Support Maynard MERS (Fredrick)	4340-DR-SC 4349-DR-AL FCO: Warren J. Riley 4350-DR-MS 4358-DR-KY* JFO: Manny J. Toro VJFO: Atlanta, GA *R-IV IMAT-1 (JFO)	
US&R (≥66%)	Assigned: Available: PMC / NMC: Deployed:	28 27 1 0	4344-DR-CA* 4353-DR-CA JFO: Sacramento, CA FCO: William Roche *R-IX IMAT-1 (JFO)	4337-DR-AS JFO: Tafuna, AS FCO: Benigno Bern Ruiz R-IX IMAT-2 (JFO)	4325-DR-NE FCO: DuWayne W. Tewes 4334-DR-IA FCO: Keith D. DuPont 4317-DR-MO 4319-DR-KS 4347-DR-KS VJFO: Kansas City, MO FCO: C. Johnson-Cage	4352-DR-Pueblo of Acoma VJFO: Denton, TX FCO: Gerard M. Stolar	4332-DR-TX JFO: Austin, TX FCO: Kevin L. Hannes	4345-DR-LA 4277-DR-LA 3392-EM-LA JFO: Baton Rouge, LA FCO: John E. Long	LA Recovery Office Baton Rouge, LA Manager: M. Womack
MERS (≥66%)	Assigned: Available: NMC: Deployed:	36 34 0 2	4338-DR-GA JFO: Warner Robins, GA FCO: Thomas J. McCool	4339-DR-PR 4339-DR-PR JFO: Guaynabo, PR FCO: Michael F. Byrne R-VI IMAT-1, R-VIII IMAT (PR) MERS: Bothell, Denton, Denver, Frederick, Maynard	4339-EM-FL 4337-DR-FL 4341-DR-STOF JFO: Orlando, FL FCO: Allan Jarvis	4335-DR-USVI 4340-DR-USVI JFO: St. Croix, USVI FCO: William L. Vogel			
FCO (≥3 Type I)	Assigned: Available: PMC / NMC: Deployed:	34 8 5 21							
FDRC (≥3)	Assigned: Available: PMC / NMC: Deployed:	14 5 0 9							
					As of 3:00 a.m. EDT April 24, 2018				

* **B-2 Status:** Assemble ≤ 2-hrs, On Site ≤ 18-hrs; **B-48 Status:** Assemble and deploy ≤ 48hrs; **Charlie Status:** No team assemble time requirement

FEMA Readiness – Activation Teams



Status		Activated Team	Activation Level	Activation Times	Reason / Comments
NWC (5 Teams)	Steady State				
NRCC (2 Teams)	Available				Gold Team on call for April
HLT (1 Team)	Available				
RWCs/MOCs (10 Regions)	Steady State				
RRCCs (10 Regions)	Available				

Backup Regions: **III, VI, & II**

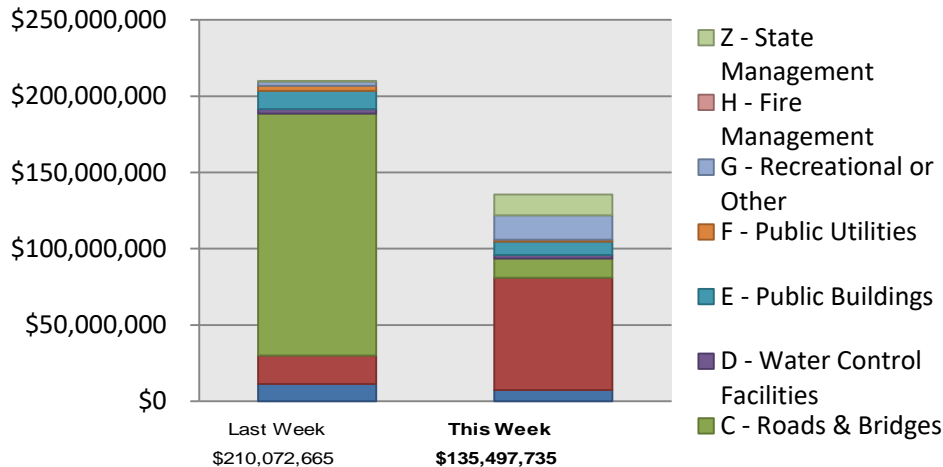
Public Assistance Grant Program



FEMA

PA Project Worksheets Obligated in past week, as of 04/23/18 at 1500 EDT										
PA Category	Emergency Work		Permanent Work					H - Fire Management	Z - State Management	Total
	A - Debris Removal	B - Protective Measures	C - Roads & Bridges	D - Water Control Facilities	E - Public Buildings	F - Public Utilities	G - Recreational or Other			
Number Of PWs Obligated	82	52	81	10	48	17	28	0	16	334
Federal Share Obligated	\$7,357,069.52	\$73,715,884.79	\$12,576,149.78	\$2,230,858.91	\$8,895,659.10	\$1,277,526.38	\$15,798,910.10	\$0.00	\$13,645,676.26	\$135,497,734.84

Public Assistance Obligated per Category In the Past 2 Weeks – 4/9/2018 through 4/23/2018



This weeks PA Highlights

- Over \$37.5 Million was obligated to Protective Measures for the Virgin Islands.
- \$13.9 Million was obligated to Recreational or Other for Louisiana.
- \$12 Million was obligated to State Management for New Jersey.
- \$5 Million was obligated to Roads and Bridges for California.

Direct Housing

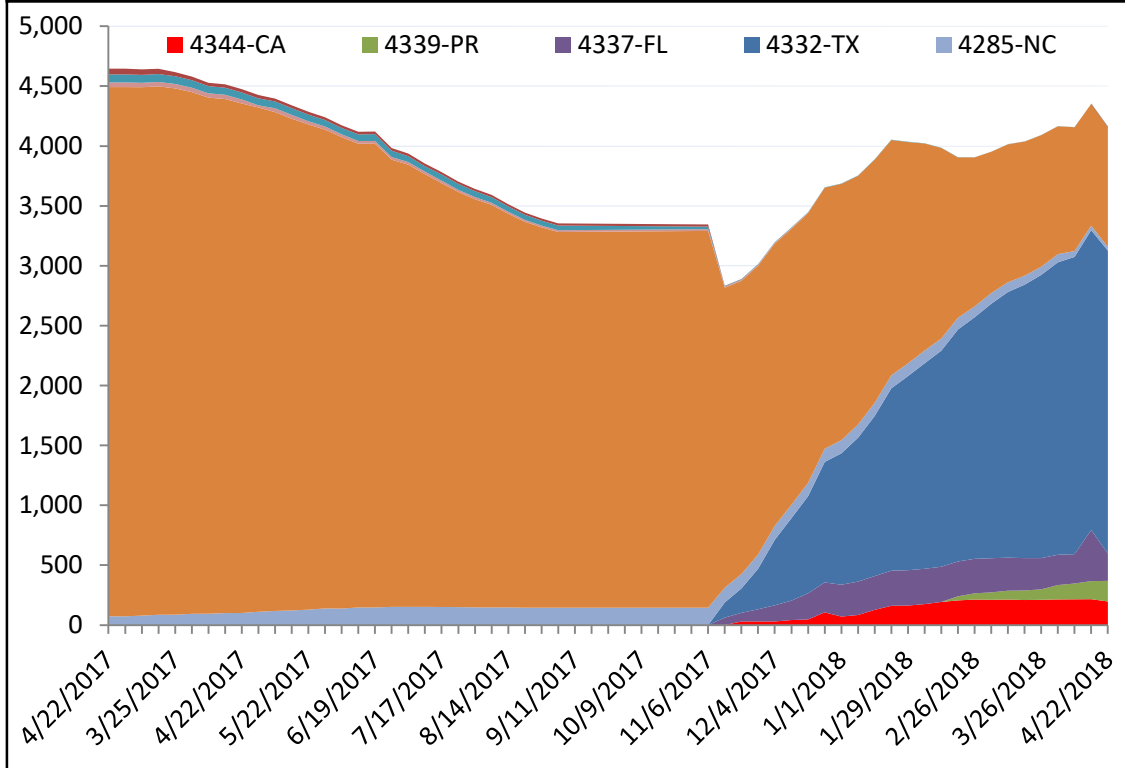


FEMA

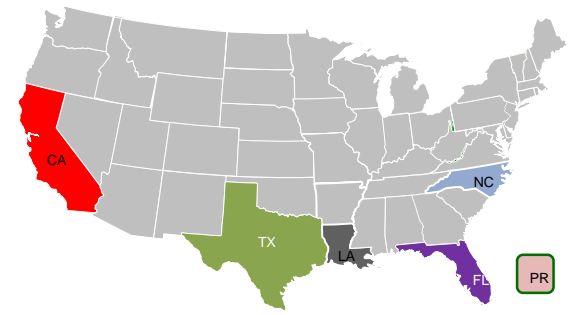
Total Households in FEMA Direct Housing per State

Past Year per Week, 4/22/2017 – 4/22/2018

There are currently **4,190** Households Occupying **4,190** Temporary Units



DR	IA Declaration Date	Program End Date	Current # of Households in Direct Housing (Weekly Change)
4339-PR	9/10/2017	3/20/2019	172 (+21)
4266-TX	3/19/2016	9/19/2017	0 (0)
4277-LA	8/14/2016	2/14/2018	1,002 (-15)
4285-NC	10/10/2016	4/10/2018	31 (-7)
4332-TX	8/25/2017	2/25/2018	2,529 (+25)
4337-FL	9/10/2017	3/10/2018	228 (-228)
4344-CA	10/10/2017	4/10/2018	197 (-19)



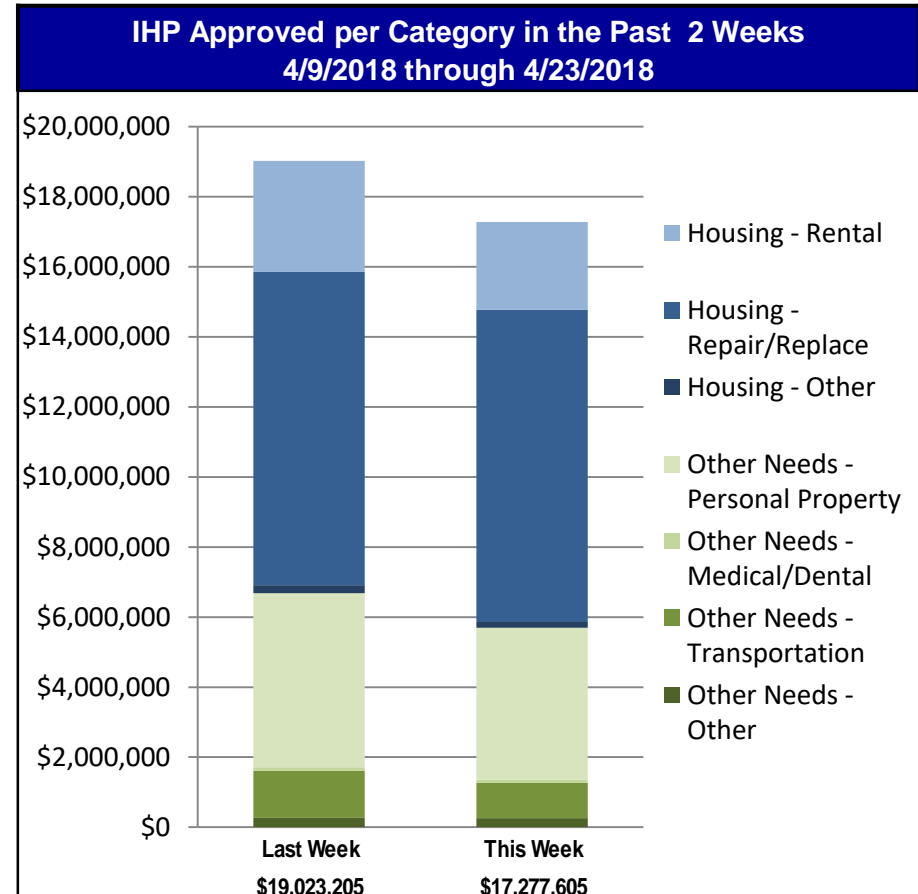
States with Currently Occupied Units

Individual Assistance Activity



FEMA

Individuals and Households Program Activity As Of: 4/23/18					
	In Past 7 Days		Cumulative		
	Applicants Approved	Amount Approved	Applicants Approved	Amount Approved	
4336-PR Declared 09-10-2017 End Of Reg Period 06-18-2018					
Open Registration Period	Housing Assistance	6	\$84,551.85	1,002	\$6,422,009.32
	Other Needs Assistance	2	\$5,421.42	1,008	\$1,626,135.91
	Total IHP	\$89,973.27		\$8,048,145.23	
	Average IHP			\$5,401	
	Total Max Grants			146	
4339-PR Declared 09-20-2017 End Of Reg Period 06-18-2018					
Open Registration Period	Housing Assistance	1,742	\$5,633,890.19	208,380	\$622,262,199.97
	Other Needs Assistance	2,058	\$2,890,010.42	374,246	\$505,126,381.73
	Total IHP	\$8,523,900.61		\$1,127,388,581.70	
	Average IHP			\$2,500	
	Total Max Grants			3056	
4357-AS Declared 03-02-2018 End Of Reg Period 05-01-2018					
Open Registration Period	Housing Assistance	613	\$2,316,483.45	2,689	\$9,565,355.90
	Other Needs Assistance	853	\$1,133,345.47	3,244	\$4,404,333.69
	Total IHP	\$3,449,828.92		\$13,969,689.59	
	Average IHP			\$3,374	
	Total Max Grants			18	
Other IHP Active	9 Declarations IHP Programmatically Open - Closed Registration *				
	Housing Assistance	942	\$3,543,240.73		
	Other Needs Assistance	778	\$1,670,661.60		
	Total IHP	\$5,213,902.33			
Total IHP Approved in Past Week		\$17,277,605.13			





FEMA

FEMA's mission is helping people before, during, and after disasters.